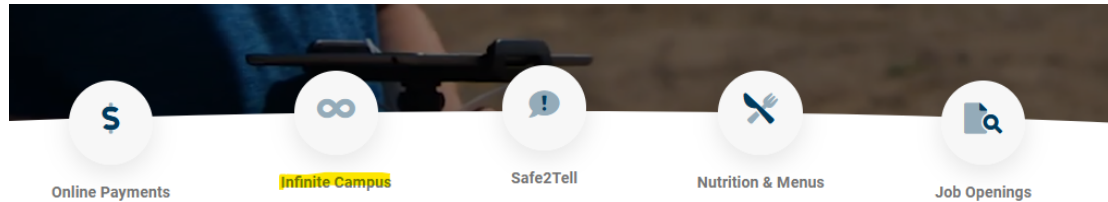


## DIRECTIONS FOR INFINITE CAMPUS STUDENT/PARENT PORTAL

We are pleased to offer you online access to your student(s)'s academic information. By using Infinite Campus, you will be able to view your child(ren)'s schedules, receive attendance messages from teachers, view immunization records, change personal information, and more. To use this resource, you will need a computer with access to the Internet.

1. Log on to the St. Vrain Valley Schools website: [www.svvsd.org](http://www.svvsd.org).
2. Locate **Quick Links** on the home page, and select **Infinite Campus**.



3. Once the Infinite Campus window opens, click on "Campus Parent" and then you can either log in with credentials or click "New User"

### New User?

Activate your Campus Portal account by entering the activation key sent to you by your district.

If you do not have an activation key, please contact your district to obtain one.

**Activation Key \***

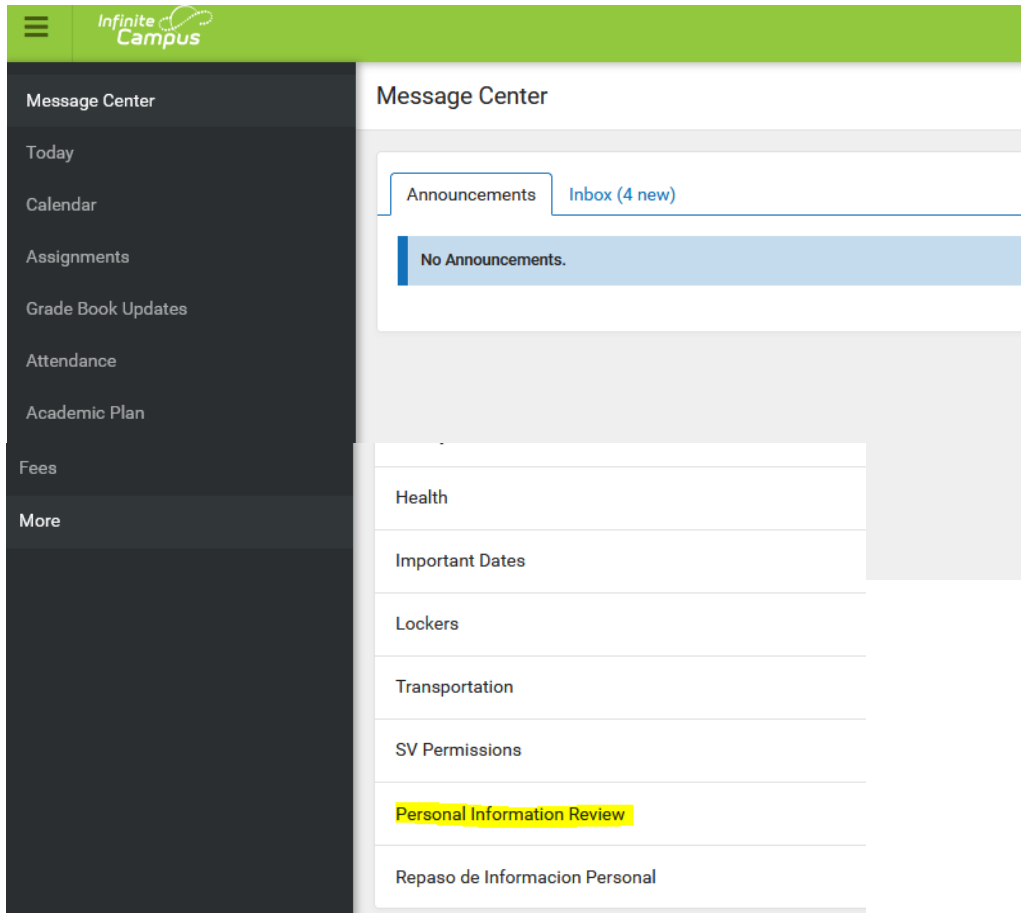
**Submit**

[Back to Login](#)


If you DO NOT have an Activation Key, please contact the school office.

4. After entering the activation key, you will be prompted to create your own username and password. You will use this account information the next time you log on to the portal. Passwords must be a minimum of six characters long.

5. Once logged on, your screen will look similar to the one shown below. Clicking on any one of the links on the left side of the screen will allow you to view the item shown. NOTE: The last menu item listed, "More," will provide more menu options, including "Personal Information Review."



6. You will be able to review and change personal information through the portal.
- Click on Personal Information Review
  - Select preferred language (English or Spanish)
  - You will be prompted to type your name, then sign your name using your mouse.



- Click **Submit** and begin

7. Be sure to log out of Infinite Campus when you are finished.