

## NOTICE OF REGULAR MEETING AND AGENDA



**June 23, 2021**

**Educational Services Center  
395 South Pratt Parkway  
Longmont, Colorado 80501**

Joie Siegrist, President, Board of Education

Dr. Don Haddad, Superintendent of Schools

### **DISTRICT VISION STATEMENT**

*To be an exemplary school district  
which inspires and promotes high  
standards of learning and student  
well-being in partnership with  
parents, guardians and the  
community.*

### **DISTRICT MISSION STATEMENT**

*To educate each student in a safe  
learning environment so that they  
may develop to their highest  
potential and become contributing  
citizens.*

### **ESSENTIAL BOARD ROLES**

*Guide the superintendent  
Engage constituents  
Ensure alignment of resources  
Monitor effectiveness  
Model excellence*

### **BOARD MEMBERS**

*John Ahrens, Secretary  
Jim Berthold, Member  
Chico Garcia, Member  
Dr. Richard Martyr, Member  
Paula Peairs, Vice President  
Karen Ragland, Treasurer &  
Asst Secretary  
Joie Siegrist, President*

#### **1. CALL TO ORDER:**

4:00 pm Executive Session-Pursuant to Section 24-6-402(4)(h), C.R.S. to discuss individual students for expulsion hearing where public disclosure could adversely affect the students; and Pursuant to Section 24-6-402(4)(b), C.R.S. for consulting with District counsel to receive legal advice on specific legal questions related to the expulsion hearing process  
5:30 pm May Financials  
6:00 pm Regular Business Meeting

#### **2. ADDENDUMS/CHANGES TO THE AGENDA:**

#### **3. AUDIENCE PARTICIPATION:**

#### **4. VISITORS:**

1. The Gear Alliance Robotics Presentation
2. P-TECH Industry Partners Honored

#### **5. SUPERINTENDENT REPORT:**

#### **6. REPORTS:**

1. District Financial Statements – May 2021

#### **7. CONSENT ITEMS:**

1. Approval: Approval of Waiver from Liability Insurance Requirement for Frederick High School Education Foundation
2. Approval: Approval of Waiver from Liability Insurance Requirement for Longmont High School Education Foundation
3. Approval: Approval of Waiver from Liability Insurance Requirement for Skyline High School Education Foundation
4. Approval: Approval to Accept Every Student Succeeds Act (ESSA) Federal Consolidated Grant Funds for FY 21/22
5. Approval: Approval of Superintendent Contract
6. Approval: Adoption of Resolution to Appropriate Funds for Superintendent Contract
7. Approval: Approval of Recommendation to Hire Principal for Frederick High School
8. Approval: Approval of Recommendation to Hire Principal for Mead High School
9. Approval: Approval of Recommendation to Hire Assistant Principal for Erie Middle School
10. Approval: Approval for Recommendation to Hire Assistant Principal for Frederick High School

## NOTICE OF REGULAR MEETING AND AGENDA



**June 23, 2021**

**Educational Services Center  
395 South Pratt Parkway  
Longmont, Colorado 80501**

Joie Siegrist, President, Board of Education

Dr. Don Haddad, Superintendent of Schools

### **DISTRICT VISION STATEMENT**

*To be an exemplary school district  
which inspires and promotes high  
standards of learning and student  
well-being in partnership with  
parents, guardians and the  
community.*

### **DISTRICT MISSION STATEMENT**

*To educate each student in a safe  
learning environment so that they  
may develop to their highest  
potential and become contributing  
citizens.*

### **ESSENTIAL BOARD ROLES**

*Guide the superintendent  
Engage constituents  
Ensure alignment of resources  
Monitor effectiveness  
Model excellence*

### **BOARD MEMBERS**

*John Ahrens, Secretary  
Jim Berthold, Member  
Chico Garcia, Member  
Dr. Richard Martyr, Member  
Paula Peairs, Vice President  
Karen Ragland, Treasurer &  
Asst Secretary  
Joie Siegrist, President*

11. Approval: Approval of Change Order 3 to Lyons M/S High School Auditorium Addition and Renovation Project
12. Approval: Approval of Change Order 2 to the General Construction Contract for the Chiller Replacement Project at Northridge Elementary School
13. Approval: Approval of Change Order 2 to the General Construction Contract for the Chiller Replacement Project at Longmont Estates Elementary School
14. Approval: Approval of Architect Selection for the Global Acceleration Campus Branding Project

### **8. ACTION ITEMS:**

1. Recommendation: Adoption of Superintendent's Budget, All Funds, for FY 2022
2. Recommendation: Approval of Vendors Providing Purchased Services Over \$100,000 for FY 2022
3. Recommendation: Approval of Vendors Providing Purchased Goods Over \$100,000 for FY 2022
4. Recommendation: Approval of List of Requests to Grant Exception to Board Policy GBEA – Staff Ethics/Conflict of Interest for FY 2022
5. Recommendation: Approval of Request to Grant an Exception to Board Policy GBEA – Staff Ethics/Conflict of Interest-Barry Young
6. Recommendation: Adoption of Resolution and Oath for the Appointment of Designated Election Official
7. Recommendation: Approval of the Official Notice of Intent for SVVSD to Participate in the November 2, 2021 Coordinated Election
8. Recommendation: Approval of IDEA Funding Eligibility Certification
9. Recommendation: Board Action Resulting from Executive Session

### **9. DISCUSSION ITEMS:**

### **10. ADJOURNMENT:**

**Board of Education Meetings: Held at 395 South Pratt Parkway, Board Room, unless otherwise noted:**

Wednesday, August 11

6:00 pm Regular Meeting

## MEMORANDUM

DATE: June 23, 2021  
TO: Board of Education  
FROM: Dr. Don Haddad, Superintendent of Schools  
SUBJECT: District Financial Statements – May 2021  
Strategic Priority – Strong District Finances

PURPOSE

To provide the Board of Education with monthly financial reports.

BACKGROUND

Colorado Revised Statute (C.R.S.) 22-45-102(1)(b)(I-IV) requires the Board of Education to review the financial condition of the school district at least quarterly during the year. In addition to first and second quarter reports, the District has elected to present monthly financial statements during the remainder of the year.

At the work session prior to this Board meeting, information related to the May 2021 monthly financial statements will be provided to the Board in compliance with all aspects of Colorado Revised Statutes.



## **May 2021 Monthly Financial Report**

*"The community is the foundation  
of our school system. Working together,  
we can give our children expanded opportunities  
in safe, high performing 21st century schools."*

Don Haddad, Ed.D., Superintendent




**395 South Pratt Parkway • Longmont CO • 80501-6436**




St. Vrain Valley School District RE-1J  
Financial Executive Summary  
For the period July 1, 2020 to May 31, 2021





**Note:** The detailed financial statements are an integral part of this summary.











PDF

Fund page B/S A2A B2A Notes  
Governmental Funds including General Fund, Major & Non-Major Funds, & Special Revenue Funds . . .

General Fund	6				CY "due from other funds" is cash borrowed by Nutrition Services. CY Taxes "A/R" & "D/R" 35% or \$26m decrease due to large abatements in PY and timing of collections.
	—				
	7				CY "prop tax" & "MLO" \$15.8m increase due to timing of collections. CY "SOT" \$2.7m decrease due to reduction of new vehicle sales and enforcement of expired tags. CY "invest inc" \$1.6m decrease due to lower rates. CY "chgs for svc" \$981k decrease due decreased PreK fees, field trips. CY "misc" \$1.9m increase due to sale of 'retired' iPads, e-rate. CY "equalization" \$16.8m decrease due to reduced PPR and FPC as a result of the pandemic.
	8-9				PY "CARES Act" \$s were received in advance, later def'd (except for \$1.675m); CY "COVID Relief" includes "CRF" as well as "ESSER I" reimbursements. CY "supplies" \$4m increase due to COVID-related consumables. CY "alloc to charters" includes CARES Act/COVID Relief reimb of app'd expend. CY increase in cap outlay, debt svc, and capital lease due to technology lease.
CY budget set aside for Comm Educ, District HS Athletics, and Nutrition Svc. Based on passage of time, 92% through the fiscal year.					

Colo Preschool	10-11	n/a	n/a		PY minor renovations at MSB.
Risk Management	13-15	n/a			


Bond Redemption	18-19	n/a	n/a		
Building	20-21	n/a	n/a		CY decrease in investment income due to lower balances, rates. PY arbitrage rebate received.
Capital Reserve	23-25	n/a			CY transfer includes support from District Athletics for pool, net of cost savings returned to Facility User for VBCA project.

Comm Education	27-29	n/a			Federal CARES Act / COVID relief funding helps offset childcare costs.
Fair Contributions	30-31	n/a	n/a		CY capital outlay includes infrastructure for new Highlands Elementary.
Grants	33-35	n/a			CY state grant revenue includes the reclassification of CCSG originally cash receipted in General Fund.
Nutrition Services	36-39				CY increased participation in recent months and at higher claim rate are enough to flip N/S into the black.
Student Activity (23)	41-43	n/a			CY participation in athletics, extracurricular activities lower due to COVID.

Proprietary Fund, the District's only internal service fund . . .

Self Insurance	46-49				
----------------	-------	---	---	---	--

Other financial information . . .

Investments	55		n/a	n/a	CY interest rate is 0.12% compared to PY's 0.57%.
-------------	----	---	-----	-----	---

LEGENDS:

To be reviewed w/ BOE

Non-talking point



No issues or concerns; operating w/in expectations



Matters of slight concern; monitoring closely



Major issue or concern; requires immediate attention or action

St. Vrain Valley School District RE-1J  
**Financial Executive Summary (continued)**  
For the period July 1 to May 31

**Note:** Not all funds have been included in the summary shown below.  
The detailed financial statements are an integral part of this summary.

	FY20		FY21	
	Actual to Date	% of Budget	Actual to Date	% of Budget
<b>General Fund</b>				
Revenues	\$ 281,152,251	79%	\$ 275,759,174	81%
Expenditures	293,016,519	84%	317,615,834	89%
Capital lease	11,573	n/a	13,980,165	n/a
Transfers	(596,060)	100%	(350,000)	10%
Net change in fund balance	(12,448,755)		(28,226,495)	
Beg fund balance	116,333,865		141,633,897	
End fund balance	103,885,110		113,407,402	
Liabilities	97,771,575		71,459,470	
Deferred inflows of resources	-		-	
Total liabilities, deferred inflows, fund balance	\$ 201,656,685		\$ 184,866,872	
Assets	\$ 201,656,685		\$ 184,866,872	
<b>Risk Management Fund</b>				
Change in fund balance	\$ (358,440)		\$ 586,608	
End fund balance	\$ 6,755,900		\$ 7,355,816	
<b>Bond Redemption Fund</b>				
Net change in fund balance	\$ (2,168,524)		\$ 3,456,573	
End fund balance	\$ 50,606,713		\$ 72,257,201	
<b>Building Fund</b>				
Expenditures	\$ 39,376,846	46%	\$ 41,062,597	66%
End fund balance	\$ 88,423,070		\$ 38,588,543	
<b>Capital Reserve Fund</b>				
Net change in fund balance	\$ (417,673)		\$ (397,737)	
End fund balance	\$ 8,887,742		\$ 7,130,521	
<b>Community Education Fund</b>				
Net change in fund balance	\$ 420,894		\$ (810,472)	
End fund balance	\$ 3,866,564		\$ 2,261,161	
<b>Fair Contributions Fund</b>				
End fund balance	\$ 8,422,777		\$ 8,447,643	
<b>Grants Fund</b>				
Grants receivable	\$ 1,519,261		\$ 846,658	
<b>Nutrition Services</b>				
Revenues	\$ 9,245,599	87%	\$ 8,028,271	111%
Expenditures	9,609,726	87%	7,867,175	85%
Transfers	-	n/a	-	0%
Net change in fund balance	(364,127)		161,096	
Beg fund balance	2,058,984		1,446,890	
End fund balance	\$ 1,694,857		\$ 1,607,986	
<b>Student Activity (Special Rev)</b>				
Net change in fund balance	\$ 931,664		\$ 1,175,393	
End fund balance	\$ 6,444,937		\$ 6,755,594	
<b>Self Insurance Fund</b>				
Change in net position	\$ 4,582,531		\$ 2,794,962	
End net position	\$ 11,077,234		\$ 13,647,883	

## FUND ACCOUNTING

The District uses funds to report its financial position and changes in financial position. Fund accounting is designed to demonstrate legal compliance and to aid financial management by segregating transactions related to certain government functions or activities. A fund is a separate accounting entity with a self-balancing set of accounts.

Funds are classified into three categories: governmental, proprietary, and fiduciary. Each category, in turn, is divided into separate “fund types”.

Governmental funds are used to account for all or most of a government’s general activities, including the servicing of long-term debt (debt service fund), the construction of new schools or renovation of existing buildings (capital projects funds), and the collection and disbursement of earmarked funds (special revenue funds). The District’s governmental funds consist of the following: *General Fund*; *Colorado Preschool Program Fund* and *Risk Management Fund*, both sub-funds of the General Fund; *Bond Redemption Fund*; *Building Fund*; *Capital Reserve Capital Projects Fund*; and five special revenue funds, including the *Government Designated-Purpose Grants Fund*.

Proprietary Funds focus on the determination of the changes in net assets, financial position, and cash flows and are classified as either enterprise or internal service. Enterprise funds may be used to account for any activity for which a fee is charged to external users for goods or services. The District does not have an enterprise fund. Internal service funds account for the financing of services provided by one department to other departments of the District on a cost reimbursement basis. The District’s only internal service fund is the *Self Insurance Fund*.

Fiduciary Funds’ reporting focuses on net assets and changes in net assets. The fiduciary fund category is split into four classifications: pension trust funds, investment trust funds, private-purpose trust funds, and agency funds. The District no longer has fiduciary funds.

## GOVERNMENTAL FUNDS

### General Fund

The *General Fund* is the District's general operating fund and is used to account for all financial transactions except those required to be accounted for in another fund. Major revenue sources include local property taxes, specific ownership taxes, and State of Colorado equalization funding, as determined by the School Finance Act of 1994, as amended. Expenditures include all costs associated with the daily operation of the schools, except for programs funded by grants from federal and state governments, school construction, certain capital outlay expenditures, debt service, food service operations, extracurricular athletic and other pupil activities, and insurance transactions.

The *Colorado Preschool Program Fund* is reported as a sub-fund of the *General Fund*. Moneys allocated to this fund from the *General Fund* are used to pay the costs of providing preschool services directly to qualified at-risk children enrolled in the District's preschool program pursuant to C.R.S. 22-28-102.

The *Risk Management Fund* is also a sub-fund of the *General Fund*. Moneys allocated to this fund from the *General Fund* are used to account for the payment of loss or damage to the property of the District, workers' compensation, property and liability claims, and the payment of related administration expenses.



St. Vrain Valley School District RE-1J

**General Fund (10)**

Balance Sheet (Unaudited)

As of May 31,

	<u>2020</u>	<u>2021</u>	
<b>Assets</b>			
Cash and investments	\$ 124,285,339	\$ 131,509,471	
Accounts receivable	136,858	6,951	
Due from other funds	90,979	2,117,968	
Taxes receivable, net	75,611,210	49,414,536	A
Deposits	150	4,859	
Prepaid items	282,093	399,080	
Inventories	1,250,056	1,414,007	
Total assets	<u>\$ 201,656,685</u>	<u>\$ 184,866,872</u>	
<b>Liabilities</b>			
Accrued salaries and benefits	\$ 12,502,287	\$ 12,586,458	B
Payroll withholdings	9,536,049	9,439,301	
Deferred revenues	75,733,239	49,433,711	A
Total liabilities	<u>97,771,575</u>	<u>71,459,470</u>	
<b>Deferred inflows of resources</b>			
Unavailable property tax revenue	<u>-</u>	<u>-</u>	
<b>Fund balances</b>			
Nonspendable: inventories, deposits, prepaids	1,532,299	1,817,946	
Restricted: TABOR	10,482,766	11,166,827	
Restricted: special federal contract	3,127,149	3,123,057	
Committed: contingency	6,988,511	7,444,552	
Committed: BOE allocations	11,713,574	7,960,293	
Assigned: Mill Levy Override	43,730,072	48,541,880	
Assigned: current year obligations	15,433,572	19,534,701	
Unassigned	10,877,167	13,818,146	
Total fund balance	<u>103,885,110</u>	<u>113,407,402</u>	
Total liabilities and fund balance	<u>\$ 201,656,685</u>	<u>\$ 184,866,872</u>	

Footnote

- A On January 1, when property taxes are levied, the District records property taxes receivable and a corresponding deferred revenue. As taxes are collected, the District reduces the receivable and deferred revenue and records the tax revenue.
- B The District is accruing salaries and benefits of employees whose contracts run from Aug 1 to Jul 31. The accrual rate is 1/11 of the contract amount per month. As of June 30, the District will have accrued the full amount of salaries and benefits payable.

St. Vrain Valley School District RE-1J

**General Fund (10)**

**Year-to-Date Actual to Actual (Unaudited)**

Statement of Revenues, Expenditures, and Changes in Fund Balance

For the period July 1 to May 31

	FY20 July - May Actual	FY21 July - May Actual	Dollar Variance	Percent Variance
<b>1 Revenues</b>				
2 Local				
3 Property taxes	\$ 65,778,408	\$ 75,263,558	\$ 9,485,150	14.42%
4 Specific ownership taxes	10,328,402	7,641,374	(2,687,028)	-26.02%
5 Mill levy override	33,964,350	40,312,685	6,348,335	18.69%
6 Investment income	1,758,769	157,154	(1,601,615)	-91.06%
7 Charges for service	3,458,828	2,477,754	(981,074)	-28.36%
8 Miscellaneous	4,026,388	5,903,676	1,877,288	46.62%
9 Total local revenues	<u>119,315,145</u>	<u>131,756,201</u>	<u>12,441,056</u>	10.43%
10 State				
11 Equalization, net	127,400,246	110,607,976	(16,792,270)	-13.18%
12 Special Education	7,932,522	8,062,882	130,360	1.64%
13 Vocational Education	653,989	606,653	(47,336)	-7.24%
14 Transportation	2,075,404	2,062,956	(12,448)	-0.60%
15 Gifted and Talented	308,571	314,317	5,746	1.86%
16 English Language Proficiency Act	1,655,609	1,662,775	7,166	0.43%
17 BEST grant	1,145,883	3,200	(1,142,683)	-99.72%
18 PERA: State on Behalf Payment	-	-	-	N/A
19 Other state sources	2,001,475	2,007,422	5,947	0.30%
20 Total state revenues	<u>143,173,699</u>	<u>125,328,181</u>	<u>(17,845,518)</u>	-12.46%
21 Federal				
22 BOCES	5,735	314	(5,421)	-94.52%
23 Build America Bond Rebates	716,293	1,435,631	719,338	100.43%
24 CARES Act / COVID Relief	15,754,273	15,168,576	(585,697)	-3.72%
25 Other federal sources	2,187,106	2,070,271	(116,835)	-5.34%
26 Total federal revenues	<u>18,663,407</u>	<u>18,674,792</u>	<u>11,385</u>	0.06%
27 Total revenues	<u>281,152,251</u>	<u>275,759,174</u>	<u>(5,393,077)</u>	-1.92%
<b>28 Expenditures</b>				
29 Salaries	172,176,493	174,236,091	2,059,598	1.20%
30 Benefits	58,318,499	60,236,396	1,917,897	3.29%
31 Purchased services	14,316,068	14,521,981	205,913	1.44%
32 Supplies and materials	15,365,609	19,408,294	4,042,685	26.31%
33 Other	659,769	564,124	(95,645)	-14.50%
34 Allocation to charter schools	26,351,189	28,350,096	1,998,907	7.59%
35 Capital outlay	1,672,614	14,423,880	12,751,266	762.36%
36 Debt service	4,156,278	5,874,972	1,718,694	41.35%
37 Total expenditures	<u>293,016,519</u>	<u>317,615,834</u>	<u>24,599,315</u>	8.40%
38 Excess (deficiency) of revenues				
39 over (under) expenditures	(11,864,268)	(41,856,660)	(29,992,392)	252.80%
<b>40 Other Financing (Uses)</b>				
41 Capital lease	11,573	13,980,165	13,968,592	120699.84%
42 Transfer - other funds	<u>(596,060)</u>	<u>(350,000)</u>	<u>246,060</u>	41.28%
43 Net change in fund balance	(12,448,755)	(28,226,495)	(15,777,740)	-126.74%
44 Fund balance, beginning	<u>116,333,865</u>	<u>141,633,897</u>	<u>25,300,032</u>	21.75%
45 Fund balance, ending	<u>\$ 103,885,110</u>	<u>\$ 113,407,402</u>	<u>\$ 9,522,292</u>	9.17%

St. Vrain Valley School District RE-1J

**General Fund (10)**

**Prior Year Budget to Actual (Unaudited)**

Statement of Revenues, Expenditures, and Changes in Fund Balance

For the period July 1, 2019 to May 31, 2020

	FY20 Amended Budget	FY20 July - May Actual	Balance Remaining	% of Actual to Budget
<b>1 Revenues</b>				
2 Local				
3 Property taxes	\$ 111,063,650	\$ 65,778,408	\$ (45,285,242)	59.23%
4 Specific ownership taxes	12,000,000	10,328,402	(1,671,598)	86.07%
5 Mil levy override	56,755,906	33,964,350	(22,791,556)	59.84%
6 Investment income	2,900,000	1,758,769	(1,141,231)	60.65%
7 Charges for service	4,637,935	3,458,828	(1,179,107)	74.58%
8 Miscellaneous	4,331,181	4,026,388	(304,793)	92.96%
9 Total local revenues	<u>191,688,672</u>	<u>119,315,145</u>	<u>(72,373,527)</u>	62.24%
10 State				
11 Equalization, net	137,897,121	127,400,246	(10,496,875)	92.39%
12 Special Education	7,832,142	7,932,522	100,380	101.28%
13 Vocational Education	875,028	653,989	(221,039)	74.74%
14 Transportation	2,020,380	2,075,404	55,024	102.72%
15 Gifted and Talented	308,571	308,571	-	100.00%
16 English Language Proficiency Act	1,655,609	1,655,609	-	100.00%
17 BEST grant	2,006,103	1,145,883	(860,220)	57.12%
18 PERA: State on Behalf Payment	4,700,000	-	(4,700,000)	0.00%
19 Other state sources	1,975,120	2,001,475	26,355	101.33%
20 Total state revenues	<u>159,270,074</u>	<u>143,173,699</u>	<u>(16,096,375)</u>	89.89%
21 Federal				
22 BOCES	10,000	5,735	(4,265)	57.35%
23 Build America Bond Rebates	1,432,587	716,293	(716,294)	50.00%
24 CARES Act / COVID Relief	-	15,754,273	15,754,273	N/A
25 Other federal sources	1,943,538	2,187,106	243,568	112.53%
26 Total federal revenues	<u>3,386,125</u>	<u>18,663,407</u>	<u>15,277,282</u>	551.17%
27 Total revenues	<u>354,344,871</u>	<u>281,152,251</u>	<u>(73,192,620)</u>	79.34%
<b>28 Expenditures</b>				
29 Salaries	196,557,091	172,176,493	24,380,598	87.60%
30 Benefits	70,967,155	58,318,499	12,648,656	82.18%
31 Purchased services	15,905,256	14,316,068	1,589,188	90.01%
32 Supplies and materials	26,548,974	15,365,609	11,183,365	57.88%
33 Other	1,636,287	659,769	976,518	40.32%
34 Allocation to charter schools	30,697,249	26,351,189	4,346,060	85.84%
35 Capital outlay	3,464,932	1,672,614	1,792,318	48.27%
36 Debt service	4,153,888	4,156,278	(2,390)	100.06%
37 Total expenditures	<u>349,930,832</u>	<u>293,016,519</u>	<u>56,914,313</u>	83.74%
38 Excess (deficiency) of revenues				
39 over (under) expenditures	4,414,039	(11,864,268)	(16,278,307)	
<b>40 Other Financing Uses</b>				
41 Capital lease	-	11,573	11,573	N/A
42 Transfer - other funds	<u>(596,060)</u>	<u>(596,060)</u>	<u>-</u>	100.00%
43 Net change in fund balance	3,817,979	(12,448,755)	(16,266,734)	
44 Fund balance, beginning	<u>116,333,865</u>	<u>116,333,865</u>	<u>-</u>	
45 Fund balance, ending	<u>\$ 120,151,844</u>	<u>\$ 103,885,110</u>	<u>\$ (16,266,734)</u>	
46 Expected year-end fund balance as percentage				
47 of annual expenditure budget	<u>34.34%</u>			

## St. Vrain Valley School District RE-1J

**General Fund (10)****Current Year Budget to Actual (Unaudited)**

Statement of Revenues, Expenditures, and Changes in Fund Balance

For the period July 1, 2020 to May 31, 2021

	FY21 Amended Budget	FY21 July - May Actual	Balance Remaining	% of Actual to Budget
<b>1 Revenues</b>				
2 Local				
3 Property taxes	\$ 104,075,467	\$ 75,263,558	\$ (28,811,909)	72.32%
4 Specific ownership taxes	14,000,000	7,641,374	(6,358,626)	54.58%
5 Mil levy override	55,680,088	40,312,685	(15,367,403)	72.40%
6 Investment income	191,999	157,154	(34,845)	81.85%
7 Charges for service	2,296,070	2,477,754	181,684	107.91%
8 Miscellaneous	4,372,999	5,903,676	1,530,677	135.00%
9 Total local revenues	<u>180,616,623</u>	<u>131,756,201</u>	<u>(48,860,422)</u>	72.95%
10 State				
11 Equalization, net	117,145,060	110,607,976	(6,537,084)	94.42%
12 Special Education	7,961,293	8,062,882	101,589	101.28%
13 Vocational Education	885,000	606,653	(278,347)	68.55%
14 Transportation	2,062,956	2,062,956	-	100.00%
15 Gifted and Talented	314,317	314,317	-	100.00%
16 English Language Proficiency Act	1,662,775	1,662,775	-	100.00%
17 BEST grant	3,200	3,200	-	100.00%
18 PERA: State on Behalf Payment	-	-	-	N/A
19 Other state sources	1,531,088	2,007,422	476,334	131.11%
20 Total state revenues	<u>131,565,689</u>	<u>125,328,181</u>	<u>(6,237,508)</u>	95.26%
21 Federal				
22 BOCES	3,500	314	(3,186)	8.97%
23 Build America Bond Rebates	1,437,528	1,435,631	(1,897)	99.87%
24 CARES Act / COVID Relief	25,836,241	15,168,576	(10,667,665)	58.71%
25 Other federal sources	2,151,082	2,070,271	(80,811)	96.24%
26 Total federal revenues	<u>29,428,351</u>	<u>18,674,792</u>	<u>(10,753,559)</u>	63.46%
27 Total revenues	<u>341,610,663</u>	<u>275,759,174</u>	<u>(65,851,489)</u>	80.72%
<b>28 Expenditures</b>				
29 Salaries	200,360,498	174,236,091	26,124,407	86.96%
30 Benefits	68,012,878	60,236,396	7,776,482	88.57%
31 Purchased services	24,921,593	14,521,981	10,399,612	58.27%
32 Supplies and materials	29,342,836	19,408,294	9,934,542	66.14%
33 Other	1,686,515	564,124	1,122,391	33.45%
34 Allocation to charter schools	32,257,296	28,350,096	3,907,200	87.89%
35 Capital outlay	703,398	14,423,880	(13,720,482)	2050.60%
36 Debt service	857,774	5,874,972	(5,017,198)	684.91%
37 Total expenditures	<u>358,142,788</u>	<u>317,615,834</u>	<u>40,526,954</u>	88.68%
38 Excess (deficiency) of revenues				
39 over (under) expenditures	(16,532,125)	(41,856,660)	(25,324,535)	
<b>40 Other Financing Sources (Uses)</b>				
41 Capital lease	-	13,980,165	13,980,165	N/A
42 Transfer - other funds	<u>(3,343,000)</u>	<u>(350,000)</u>	<u>2,993,000</u>	10.47%
43 Net change in fund balance	(19,875,125)	(28,226,495)	(8,351,370)	
44 Fund balance, beginning	<u>141,633,897</u>	<u>141,633,897</u>	<u>-</u>	
45 Fund balance, ending	<u>\$ 121,758,772</u>	<u>\$ 113,407,402</u>	<u>\$ (8,351,370)</u>	
46 Expected year-end fund balance as percentage				
47 of annual expenditure budget	<u>34.00%</u>			

St. Vrain Valley School District RE-1J

**Colorado Preschool Program Fund (19)**

**Prior Year Budget to Actual (Unaudited)**

Statement of Revenues, Expenditures, and Changes in Fund Balance

For the period July 1, 2019 to May 31, 2020

	FY20 Amended Budget	FY20 July - May Actual	Balance Remaining	% of Actual to Budget
<b>Revenues</b>				
Allocation from General Fund, net	\$ 2,056,904	\$ 1,885,495	\$ (171,409)	91.67%
Investment income	19,000	12,157	(6,843)	63.98%
Miscellaneous	-	5,673	5,673	N/A
Total revenues	<u>2,075,904</u>	<u>1,903,325</u>	<u>(172,579)</u>	91.69%
<b>Expenditures</b>				
Salaries	209,771	187,945	21,826	89.60%
Benefits	66,230	58,909	7,321	88.95%
Purchased services	1,373,350	2,012,702	(639,352)	146.55%
Supplies and materials	91,500	91,515	(15)	100.02%
Other	27,600	23,680	3,920	85.80%
Capital outlay	550,000	-	550,000	0.00%
Total expenditures	<u>2,318,451</u>	<u>2,374,751</u>	<u>(56,300)</u>	102.43%
Excess (deficiency) of revenues over (under) expenditures	(242,547)	(471,426)	(228,879)	
Fund balance, beginning	<u>800,737</u>	<u>800,737</u>	<u>-</u>	
Fund balance, ending	<u>\$ 558,190</u>	<u>\$ 329,311</u>	<u>\$ (228,879)</u>	
Expected year-end fund balance as percentage of annual expenditure budget	<u>24.08%</u>			

St. Vrain Valley School District RE-1J

**Colorado Preschool Program Fund (19)**

**Current Year Budget to Actual (Unaudited)**

Statement of Revenues, Expenditures, and Changes in Fund Balance

For the period July 1, 2020 to May 31, 2021

	FY21 Amended Budget	FY21 July - May Actual	Balance Remaining	% of Actual to Budget
<b>Revenues</b>				
Allocation from General Fund, net	\$ 1,409,713	\$ 1,292,224	\$ (117,489)	91.67%
Investment income	1,000	650	(350)	65.00%
Miscellaneous	-	-	-	N/A
Total revenues	<u>1,410,713</u>	<u>1,292,874</u>	<u>(117,839)</u>	91.65%
<b>Expenditures</b>				
Salaries	221,918	191,993	29,925	86.52%
Benefits	68,277	60,777	7,500	89.02%
Purchased services	1,123,660	1,100,128	23,532	97.91%
Supplies and materials	121,300	61,637	59,663	50.81%
Other	27,600	17,598	10,002	63.76%
Capital outlay	150,000	-	150,000	0.00%
Total expenditures	<u>1,712,755</u>	<u>1,432,133</u>	<u>280,622</u>	83.62%
Excess (deficiency) of revenues over (under) expenditures	(302,042)	(139,259)	162,783	
Fund balance, beginning	<u>560,060</u>	<u>560,060</u>	<u>-</u>	
Fund balance, ending	<u>\$ 258,018</u>	<u>\$ 420,801</u>	<u>\$ 162,783</u>	
Expected year-end fund balance as percentage of annual expenditure budget	<u>15.06%</u>			

This page intentionally left blank

St. Vrain Valley School District RE-1J

**Risk Management Fund (18)**

**Year-to-Date Actual to Actual (Unaudited)**

Statement of Revenues, Expenses, and Changes in Fund Net Position

For the period July 1 to May 31

	FY20 July - May Actual	FY21 July - May Actual	Dollar Variance	Percent Variance
<b>Revenues</b>				
Investment income	\$ 110,654	\$ 9,004	\$ (101,650)	-91.86%
Allocation from General Fund	3,427,756	4,069,423	641,667	18.72%
Miscellaneous	24,020	6,318	(17,702)	-73.70%
Total revenues	<u>3,562,430</u>	<u>4,084,745</u>	<u>522,315</u>	14.66%
<b>Expenditures</b>				
Salaries	282,941	268,368	(14,573)	-5.15%
Benefits	85,088	80,082	(5,006)	-5.88%
Purchased services				
Professional services	287,044	186,109	(100,935)	-35.16%
Self insurance pools	2,231,089	2,531,146	300,057	13.45%
Claims paid	848,076	374,672	(473,404)	-55.82%
Supplies	177,790	54,511	(123,279)	-69.34%
Other	8,842	3,249	(5,593)	-63.25%
Capital outlay	-	-	-	N/A
Total expenses	<u>3,920,870</u>	<u>3,498,137</u>	<u>(422,733)</u>	-10.78%
Excess (deficiency) of revenues over (under) expenditures	(358,440)	586,608	945,048	-263.66%
Fund balance, beginning	<u>7,114,340</u>	<u>6,769,208</u>	<u>(345,132)</u>	-4.85%
Fund balance, ending	<u>\$ 6,755,900</u>	<u>\$ 7,355,816</u>	<u>\$ 599,916</u>	8.88%



St. Vrain Valley School District RE-1J

**Risk Management Fund (18)**

**Prior Year Budget to Actual (Unaudited)**

Statement of Revenues, Expenses, and Changes in Fund Net Assets

For the period July 1, 2019 to May 31, 2020

	FY20 Amended Budget	FY20 July - May Actual	Balance Remaining	% of Actual to Budget
<b>Revenues</b>				
Investment income	\$ 146,000	\$ 110,654	\$ (35,346)	75.79%
Allocation from General Fund	3,739,370	3,427,756	(311,614)	91.67%
Miscellaneous	50,000	24,020	(25,980)	48.04%
Total revenues	<u>3,935,370</u>	<u>3,562,430</u>	<u>(372,940)</u>	90.52%
<b>Expenditures</b>				
Salaries	330,721	282,941	47,780	85.55%
Benefits	104,719	85,088	19,631	81.25%
Purchased services	3,638,700	2,518,133	1,120,567	69.20%
Claims paid	1,632,000	848,076	783,924	51.97%
Supplies	132,685	177,790	(45,105)	133.99%
Other	50,500	8,842	41,658	17.51%
Capital outlay	-	-	-	N/A
Total expenses	<u>5,889,325</u>	<u>3,920,870</u>	<u>1,968,455</u>	66.58%
Excess (deficiency) of revenues over (under) expenditures	(1,953,955)	(358,440)	1,595,515	
Fund balance, beginning	<u>7,114,340</u>	<u>7,114,340</u>	<u>-</u>	
Fund balance, ending	<u>\$ 5,160,385</u>	<u>\$ 6,755,900</u>	<u>\$ 1,595,515</u>	
Expected year-end fund balance as percentage of annual expenditure budget	<u>87.62%</u>			

St. Vrain Valley School District RE-1J

**Risk Management Fund (18)**

**Current Year Budget to Actual (Unaudited)**

Statement of Revenues, Expenses, and Changes in Fund Net Position

For the period July 1, 2020 to May 31, 2021

	FY21 Amended Budget	FY21 July - May Actual	Balance Remaining	% of Actual to Budget
<b>Revenues</b>				
Investment income	\$ 10,500	\$ 9,004	\$ (1,496)	85.75%
Allocation from General Fund	4,439,370	4,069,423	(369,947)	91.67%
Miscellaneous	25,000	6,318	(18,682)	25.27%
Total revenues	<u>4,474,870</u>	<u>4,084,745</u>	<u>(390,125)</u>	91.28%
<b>Expenditures</b>				
Salaries	312,943	268,368	44,575	85.76%
Benefits	92,505	80,082	12,423	86.57%
Purchased services	4,312,950	2,717,255	1,595,695	63.00%
Claims paid	1,582,000	374,672	1,207,328	23.68%
Supplies	167,500	54,511	112,989	32.54%
Other	95,000	3,249	91,751	3.42%
Capital outlay	-	-	-	N/A
Total expenses	<u>6,562,898</u>	<u>3,498,137</u>	<u>3,064,761</u>	53.30%
Excess (deficiency) of revenues over (under) expenditures	(2,088,028)	586,608	2,674,636	
Fund balance, beginning	<u>6,769,208</u>	<u>6,769,208</u>	<u>-</u>	
Fund balance, ending	<u>\$ 4,681,180</u>	<u>\$ 7,355,816</u>	<u>\$ 2,674,636</u>	
Expected year-end fund balance as percentage of annual expenditure budget	<u>71.33%</u>			

This page intentionally left blank

## **GOVERNMENTAL FUNDS**

### **Major Governmental Funds**

The *Bond Redemption Fund* is a debt service fund. It is used to account for the accumulation of resources for, and the payment of, general long-term debt principal and interest. The fund's primary revenue source is local property taxes levied specifically for debt service.

The *Building Fund* is a capital projects fund that is used to account for the proceeds of bond sales and expenditures for capital outlay for land, buildings, improvements of grounds, construction of buildings, additions or remodeling of buildings or initial, additional and replacement of equipment.

### **Nonmajor Governmental Fund**

The *Capital Reserve Capital Projects Fund* is used to account for revenue allocations from the *General Fund* and other revenues allocated to or earned in this fund, and the expenditures for the ongoing capital needs of the District, such as acquisition of land, building additions and improvements, and equipment purchases where the estimated unit cost is in excess of \$1,000.

St. Vrain Valley School District RE-1J

**Bond Redemption Fund (31)**

**Prior Year Budget to Actual (Unaudited)**

Statement of Revenues, Expenditures, and Changes in Fund Balance

For the period July 1, 2019 to May 31, 2020

	FY20 Amended Budget	FY20 July - May Actual	Balance Remaining	% of Actual to Budget
<b>Revenues</b>				
Property taxes	\$ 73,294,052	\$ 43,861,484	\$ (29,432,568)	59.84%
Investment income	1,200,000	632,265	(567,735)	52.69%
Miscellaneous	-	131,790	131,790	N/A
Total revenues	<u>74,494,052</u>	<u>44,625,539</u>	<u>(29,868,513)</u>	59.90%
<b>Expenditures</b>				
Debt principal	33,775,000	33,775,000	-	100.00%
Debt interest - Dec 15 & June 15	25,208,839	13,007,963	12,200,876	51.60%
Fiscal charges	21,000	11,100	9,900	52.86%
Total expenditures	<u>59,004,839</u>	<u>46,794,063</u>	<u>12,210,776</u>	79.31%
Excess (deficiency) of revenues over (under) expenditures	15,489,213	(2,168,524)	(17,657,737)	
Fund balance, beginning	<u>52,775,237</u>	<u>52,775,237</u>	<u>-</u>	
Fund balance, ending	<u>\$ 68,264,450</u>	<u>\$ 50,606,713</u>	<u>\$ (17,657,737)</u>	
Expected year-end fund balance as percentage of annual expenditure budget	<u>115.69%</u>			

St. Vrain Valley School District RE-1J

**Bond Redemption Fund (31)**

**Current Year Budget to Actual (Unaudited)**

Statement of Revenues, Expenditures, and Changes in Fund Balance

For the period July 1, 2020 to May 31, 2021

	FY21 Amended Budget	FY21 July - May Actual	Balance Remaining	% of Actual to Budget
<b>Revenues</b>				
Property taxes	\$ 71,891,049	\$ 52,064,968	\$ (19,826,081)	72.42%
Investment income	85,000	74,184	(10,816)	87.28%
Miscellaneous	900,000	115,147	(784,853)	12.79%
Total revenues	<u>72,876,049</u>	<u>52,254,299</u>	<u>(20,621,750)</u>	71.70%
<b>Expenditures</b>				
Debt principal	36,585,000	36,585,000	-	100.00%
Debt interest - Dec 15 & June 15	23,559,439	12,200,876	11,358,563	51.79%
Fiscal charges	20,000	11,850	8,150	59.25%
Total expenditures	<u>60,164,439</u>	<u>48,797,726</u>	<u>11,366,713</u>	81.11%
Excess (deficiency) of revenues over (under) expenditures	12,711,610	3,456,573	(9,255,037)	
Fund balance, beginning	<u>68,800,628</u>	<u>68,800,628</u>	<u>-</u>	
Fund balance, ending	<u>\$ 81,512,238</u>	<u>\$ 72,257,201</u>	<u>\$ (9,255,037)</u>	
Expected year-end fund balance as percentage of annual expenditure budget	<u>135.48%</u>			

St. Vrain Valley School District RE-1J

**Building Fund (41)**

**Prior Year Budget to Actual (Unaudited)**

Statement of Revenues, Expenditures, and Changes in Fund Balance

For the period July 1, 2019 to May 31, 2020

	FY20 Amended Budget	FY20 July - May Actual	Balance Remaining	% of Actual to Budget
<b>Revenues</b>				
Investment income	\$ 2,600,000	\$ 1,796,044	\$ (803,956)	69.08%
Miscellaneous	610,000	605,713	(4,287)	99.30%
Total revenues	<u>3,210,000</u>	<u>2,401,757</u>	<u>(808,243)</u>	74.82%
<b>Expenditures</b>				
Salaries	580,000	519,093	60,907	89.50%
Benefits	180,000	163,033	16,967	90.57%
Purchased services	14,000,000	5,144,072	8,855,928	36.74%
Supplies	-	2,639	(2,639)	N/A
Construction projects	70,000,000	33,544,379	36,455,621	47.92%
Other	6,000	3,630	2,370	60.50%
Total expenditures	<u>84,766,000</u>	<u>39,376,846</u>	<u>45,389,154</u>	46.45%
Excess (deficiency) of revenues over (under) expenditures	(81,556,000)	(36,975,089)	44,580,911	
Fund balance, beginning	<u>125,398,159</u>	<u>125,398,159</u>	<u>-</u>	
Fund balance, ending	<u>\$ 43,842,159</u>	<u>\$ 88,423,070</u>	<u>\$ 44,580,911</u>	
Expected year-end fund (deficit) as percentage of annual expenditure budget	<u>51.72%</u>			

St. Vrain Valley School District RE-1J

**Building Fund (41)**

**Current Year Budget to Actual (Unaudited)**

Statement of Revenues, Expenditures, and Changes in Fund Balance

For the period July 1, 2020 to May 31, 2021

	FY21 Amended Budget	FY21 July - May Actual	Balance Remaining	% of Actual to Budget
<b>Revenues</b>				
Investment income	\$ 108,000	100,966	\$ (7,034)	93.49%
Miscellaneous	5,000	-	(5,000)	0.00%
Total revenues	<u>113,000</u>	<u>100,966</u>	<u>(12,034)</u>	89.35%
<b>Expenditures</b>				
Salaries	647,000	547,102	99,898	84.56%
Benefits	207,000	175,733	31,267	84.90%
Purchased services	9,000,000	4,327,055	4,672,945	48.08%
Supplies	-	-	-	N/A
Construction projects	52,000,000	36,009,077	15,990,923	69.25%
Other	<u>6,000</u>	<u>3,630</u>	<u>2,370</u>	60.50%
Total expenditures	<u>61,860,000</u>	<u>41,062,597</u>	<u>20,797,403</u>	66.38%
Excess (deficiency) of revenues over (under) expenditures	(61,747,000)	(40,961,631)	20,785,369	
Fund balance, beginning	<u>79,550,174</u>	<u>79,550,174</u>	<u>-</u>	
Fund balance, ending	<u>\$ 17,803,174</u>	<u>\$ 38,588,543</u>	<u>\$ 20,785,369</u>	
Expected year-end fund (deficit) as percentage of annual expenditure budget	<u>28.78%</u>			



This page intentionally left blank

St. Vrain Valley School District RE-1J  
**Capital Reserve Capital Projects Fund (43)**  
**Year-to-Date Actual to Actual (Unaudited)**  
Statement of Revenues, Expenditures, and Changes in Fund Balance  
For the period July 1 to May 31

	FY20 July - May Actual	FY21 July - May Actual	Dollar Variance	Percent Variance
<b>Revenues</b>				
Allocation from General, CPP Funds	\$ 5,574,086	\$ 6,572,126	\$ 998,040	17.90%
Investment income	164,481	9,216	(155,265)	-94.40%
Miscellaneous	187,868	113,401	(74,467)	-39.64%
Total revenues	<u>5,926,435</u>	<u>6,694,743</u>	<u>768,308</u>	12.96%
<b>Expenditures</b>				
Capital projects	<u>6,715,168</u>	<u>7,337,429</u>	<u>622,261</u>	9.27%
Total expenditures	<u>6,715,168</u>	<u>7,337,429</u>	<u>622,261</u>	9.27%
Excess (deficiency) of revenues over (under) expenditures	(788,733)	(642,686)	146,047	-18.52%
<b>Other Financing Sources (Uses)</b>				
Transfer - other funds, net	<u>371,060</u>	<u>244,949</u>	<u>(126,111)</u>	-33.99%
Total other financing sources (uses)	<u>371,060</u>	<u>244,949</u>	<u>(126,111)</u>	-33.99%
Net change in fund balance	(417,673)	(397,737)	19,936	-4.77%
Fund balance, beginning	<u>9,305,415</u>	<u>7,528,258</u>	<u>(1,777,157)</u>	-19.10%
Fund balance, ending	<u>\$ 8,887,742</u>	<u>\$ 7,130,521</u>	<u>\$ (1,757,221)</u>	-19.77%

St. Vrain Valley School District RE-1J  
**Capital Reserve Capital Projects Fund (43)**  
**Prior Year Budget to Actual (Unaudited)**  
Statement of Revenues, Expenditures, and Changes in Fund Balance  
For the period July 1, 2019 to May 31, 2020

	FY20 Amended Budget	FY20 July - May Actual	Balance Remaining	% of Actual to Budget
<b>Revenues</b>				
Allocation from General, CPP Funds	\$ 6,080,821	\$ 5,574,086	\$ (506,735)	91.67%
Investment income	220,000	164,481	(55,519)	74.76%
Miscellaneous	191,677	187,868	(3,809)	98.01%
Total revenues	<u>6,492,498</u>	<u>5,926,435</u>	<u>(566,063)</u>	91.28%
<b>Expenditures</b>				
Capital projects	<u>10,044,106</u>	<u>6,715,168</u>	<u>3,328,938</u>	66.86%
Total expenditures	<u>10,044,106</u>	<u>6,715,168</u>	<u>3,328,938</u>	66.86%
Excess (deficiency) of revenues over (under) expenditures	(3,551,608)	(788,733)	2,762,875	
<b>Other Financing Sources (Uses)</b>				
Transfer - other funds, net	<u>371,060</u>	<u>371,060</u>	<u>-</u>	100.00%
Net change in fund balance	(3,180,548)	(417,673)	2,762,875	
Fund balance, beginning	<u>9,305,415</u>	<u>9,305,415</u>	<u>-</u>	
Fund balance, ending	<u>\$ 6,124,867</u>	<u>\$ 8,887,742</u>	<u>\$ 2,762,875</u>	
Expected year-end fund balance as percentage of annual expenditure budget	<u>60.98%</u>			

St. Vrain Valley School District RE-1J  
**Capital Reserve Capital Projects Fund (43)**  
**Current Year Budget to Actual (Unaudited)**  
Statement of Revenues, Expenditures, and Changes in Fund Balance  
For the period July 1, 2020 to May 31, 2021

	FY21 Amended Budget	FY21 July - May Actual	Balance Remaining	% of Actual to Budget
<b>Revenues</b>				
Allocation from General, CPP Funds	\$ 7,158,683	\$ 6,572,126	\$ (586,557)	91.81%
Investment income	15,000	9,216	(5,784)	61.44%
Miscellaneous	<u>76,500</u>	<u>113,401</u>	<u>36,901</u>	148.24%
Total revenues	<u>7,250,183</u>	<u>6,694,743</u>	<u>(555,440)</u>	92.34%
<b>Expenditures</b>				
Capital projects	<u>12,809,367</u>	<u>7,337,429</u>	<u>5,471,938</u>	57.28%
Total expenditures	<u>12,809,367</u>	<u>7,337,429</u>	<u>5,471,938</u>	57.28%
Excess (deficiency) of revenues over (under) expenditures	(5,559,184)	(642,686)	4,916,498	
<b>Other Financing Sources (Uses)</b>				
Transfer - other funds, net	<u>(60,051)</u>	<u>244,949</u>	<u>305,000</u>	-407.90%
Net change in fund balance	(5,619,235)	(397,737)	5,221,498	
Fund balance, beginning	<u>7,528,258</u>	<u>7,528,258</u>	<u>-</u>	
Fund balance, ending	<u>\$ 1,909,023</u>	<u>\$ 7,130,521</u>	<u>\$ 5,221,498</u>	
Expected year-end fund balance as percentage of annual expenditure budget	<u>14.90%</u>			

## GOVERNMENTAL FUNDS

### Special Revenue Funds

The *Community Education Fund* is used to record the tuition-based activities including summer school, Pre-K child care, K-5 child care, full day child care and enrichment, as well as facility use rental income and community grants and awards.

In accordance with intergovernmental agreements, the *Fair Contributions Fund* is used to collect money for the acquisition, development, or expansion of public school sites based on impacts created by residential subdivisions.

The *Governmental Designated-Purpose Grants Fund* is used to account for restricted state and federal grants including, but not limited to, Title I Part A – Improving the Academic Achievement of the Disadvantaged – and Individuals with Disabilities Education Act (IDEA Part B).

The *Nutrition Services Fund* accounts for the food service operations of the District. Nutrition Services provides quality, nutritious and well balanced meals to students throughout District schools.

The *Student Activity Fund* is used to record financial transactions related to school sponsored pupil intrascholastic and interscholastic athletic and other related activities. Revenues of this fund are primarily from student fees, gate receipts, and gifts.

St. Vrain Valley School District RE-1J  
**Community Education Fund (27)**  
**Year-to-Date Actual to Actual (Unaudited)**  
Statement of Revenues, Expenditures, and Changes in Fund Balance  
For the period July 1 to May 31

	FY20 July - May Actual	FY21 July - May Actual	Dollar Variance	Percent Variance
<b>Revenues</b>				
Investment income	\$ 61,686	\$ 5,145	\$ (56,541)	-91.66%
Charges for services				
A Drivers Education Program	(998)	-	998	-100.00%
B Summer School Program	79,850	53,585	(26,265)	-32.89%
Community School Programs				
C Pre-K Child Care	555,908	401,354	(154,554)	-27.80%
D K-5 Child Care	2,819,119	1,156,968	(1,662,151)	-58.96%
E Full Day Child Care	-	719,787	719,787	N/A
F Enrichment	392,927	(261)	(393,188)	-100.07%
G C/S Central Office	115,707	978,572	862,865	745.73%
Facility Use				
H School Bldgs' Share	58,889	36,761	(22,128)	-37.58%
I Central Office Share	273,141	-	(273,141)	-100.00%
J Community grants & awards	589,852	666,976	77,124	13.08%
K Other Programs	215,238	125,321	(89,917)	-41.78%
Total revenues	5,161,319	4,144,208	(1,017,111)	-19.71%
<b>Expenditures</b>				
Instruction				
A Drivers Education Program	104,486	-	(104,486)	-100.00%
B Summer School Program	42,258	33,453	(8,805)	-20.84%
Community School Programs				
C Pre-K Child Care	556,599	544,655	(11,944)	-2.15%
D K-5 Child Care	2,447,046	1,282,882	(1,164,164)	-47.57%
E Full Day Child Care	-	947,097	947,097	N/A
F Enrichment	391,397	33,406	(357,991)	-91.46%
G C/S Central Office	677,024	1,201,272	524,248	77.43%
Facility Use				
H School Bldgs' Share	53,202	47,193	(6,009)	-11.29%
I Central Office Share	279,198	103,653	(175,545)	-62.87%
J Community grants & awards	373,985	633,750	259,765	69.46%
K Other Programs	230,767	185,573	(45,194)	-19.58%
Total expenditures	5,155,962	5,012,934	(143,028)	-2.77%
Excess (deficiency) of revenues over (under) expenditures	5,357	(868,726)	(874,083)	-16316.65%
<b>Other Financing Sources (Uses)</b>				
Transfer - General Fund (Fd 10)	-	-	-	N/A
Transfer - Student Activities (Fd 23)	(40,500)	(1,795)	38,705	-95.57%
Transfer - Capital Reserve (Fd 43)	456,037	60,049	(395,988)	-86.83%
Net change in fund balance	420,894	(810,472)	(1,231,366)	-292.56%
Fund balance, beginning	3,445,670	3,071,633	(374,037)	-10.86%
Fund balance, ending	\$ 3,866,564	\$ 2,261,161	\$ (1,605,403)	-41.52%

St. Vrain Valley School District RE-1J

**Community Education Fund (27)**

**Prior Year Budget to Actual (Unaudited)**

Statement of Revenues, Expenditures, and Changes in Fund Balance

For the period July 1, 2019 to May 31, 2020

	FY20 Amended Budget	FY20 July - May Actual	Balance Remaining	% of Actual to Budget
<b>Revenues</b>				
Investment income	\$ 86,000	\$ 61,686	\$ (24,314)	71.73%
Charges for services	7,014,000	4,509,781	(2,504,219)	64.30%
Community Grants & Awards	-	589,852	589,852	N/A
CARES Act / COVID Relief Funding	-	-	-	N/A
Total revenues	<u>7,100,000</u>	<u>5,161,319</u>	<u>(1,938,681)</u>	72.69%
<b>Expenditures</b>				
Instruction	4,916,918	3,683,984	1,232,934	74.92%
Support services	2,383,082	1,428,722	954,360	59.95%
Capital outlay	<u>100,000</u>	<u>43,256</u>	<u>56,744</u>	43.26%
Total expenditures	<u>7,400,000</u>	<u>5,155,962</u>	<u>2,244,038</u>	69.68%
Excess (deficiency) of revenues over (under) expenditures	(300,000)	5,357	305,357	
<b>Other Financing Sources (Uses)</b>				
Transfer - General Fund (Fd 10)	450,000	-	(450,000)	0.00%
Transfer - Student Activities (Fd 23)	(42,000)	(40,500)	1,500	96.43%
Transfer - Capital Reserve (Fd 43)	<u>-</u>	<u>456,037</u>	<u>456,037</u>	N/A
Net change in fund balance	108,000	420,894	312,894	
Fund balance, beginning	<u>3,445,670</u>	<u>3,445,670</u>	<u>-</u>	
Fund balance, ending	<u>\$ 3,553,670</u>	<u>\$ 3,866,564</u>	<u>\$ 312,894</u>	
Expected year-end fund balance as percentage of annual expenditure budget	<u>48.02%</u>			

St. Vrain Valley School District RE-1J  
**Community Education Fund (27)**  
**Current Year Budget to Actual (Unaudited)**  
Statement of Revenues, Expenditures, and Changes in Fund Balance  
For the period July 1, 2020 to May 31, 2021

	FY21 Amended Budget	FY21 July - May Actual	Balance Remaining	% of Actual to Budget
<b>Revenues</b>				
Investment income	\$ 7,900	\$ 5,145	\$ (2,755)	65.13%
Charges for services	1,836,457	2,522,900	686,443	137.38%
Community Grants & Awards	415,000	666,976	251,976	160.72%
CARES Act / COVID Relief Funding	949,187	949,187	-	100.00%
Total revenues	<u>3,208,544</u>	<u>4,144,208</u>	<u>935,664</u>	129.16%
<b>Expenditures</b>				
Instruction	4,140,194	3,913,248	226,946	94.52%
Support services	1,436,360	1,039,512	396,848	72.37%
Capital outlay	60,000	60,174	(174)	100.29%
Total expenditures	<u>5,636,554</u>	<u>5,012,934</u>	<u>623,620</u>	88.94%
Excess (deficiency) of revenues over (under) expenditures	(2,428,010)	(868,726)	1,559,284	
<b>Other Financing Sources (Uses)</b>				
Transfer - General Fund (Fd 10)	1,423,051	-	(1,423,051)	0.00%
Transfer - Student Activities (Fd 23)	-	(1,795)	(1,795)	N/A
Transfer - Capital Reserve (Fd 43)	-	60,049	60,049	N/A
Net change in fund balance	(1,004,959)	(810,472)	194,487	
Fund balance, beginning	<u>3,071,633</u>	<u>3,071,633</u>	<u>-</u>	
Fund balance, ending	<u>\$ 2,066,674</u>	<u>\$ 2,261,161</u>	<u>\$ 194,487</u>	
Expected year-end fund balance as percentage of annual expenditure budget	<u>36.67%</u>			



St. Vrain Valley School District RE-1J

**Fair Contributions Fund (29)**

**Prior Year Budget to Actual (Unaudited)**

Statement of Revenues, Expenditures, and Changes in Fund Balance

For the period July 1, 2019 to May 31, 2020

	FY20 Amended Budget	FY20 July - May Actual	Balance Remaining	% of Actual to Budget
<b>Revenues</b>				
Investment income	\$ 150,000	\$ 111,189	\$ (38,811)	74.13%
Cash in lieu	2,500,000	1,096,952	(1,403,048)	43.88%
Miscellaneous	-	70	70	N/A
Total revenues	<u>2,650,000</u>	<u>1,208,211</u>	<u>(1,441,789)</u>	45.59%
<b>Expenditures</b>				
Purchased services	500,000	7,200	492,800	1.44%
Capital outlay	<u>1,600,000</u>	<u>370,055</u>	<u>1,229,945</u>	23.13%
Total expenditures	<u>2,100,000</u>	<u>377,255</u>	<u>1,722,745</u>	17.96%
Excess (deficiency) of revenues over (under) expenditures	550,000	830,956	280,956	
Fund balance, beginning	<u>7,591,821</u>	<u>7,591,821</u>	-	
Fund balance, ending	<u><u>\$ 8,141,821</u></u>	<u><u>\$ 8,422,777</u></u>	<u><u>\$ 280,956</u></u>	
Expected year-end fund balance as percentage of annual expenditure budget	<u><u>387.71%</u></u>			

St. Vrain Valley School District RE-1J

**Fair Contributions Fund (29)**

**Current Year Budget to Actual (Unaudited)**

Statement of Revenues, Expenditures, and Changes in Fund Balance

For the period July 1, 2020 to May 31, 2021

	FY21 Amended Budget	FY21 July - May Actual	Balance Remaining	% of Actual to Budget
<b>Revenues</b>				
Investment income	\$ 13,000	\$ 10,833	\$ (2,167)	83.33%
Cash in lieu	1,600,000	1,747,516	147,516	109.22%
Miscellaneous	-	-	-	N/A
Total revenues	<u>1,613,000</u>	<u>1,758,349</u>	<u>145,349</u>	109.01%
<b>Expenditures</b>				
Purchased services	25,000	7,875	17,125	31.50%
Capital outlay	<u>1,600,000</u>	<u>1,227,136</u>	<u>372,864</u>	76.70%
Total expenditures	<u>1,625,000</u>	<u>1,235,011</u>	<u>389,989</u>	76.00%
Excess (deficiency) of revenues over (under) expenditures	(12,000)	523,338	535,338	
Fund balance, beginning	<u>7,924,305</u>	<u>7,924,305</u>	-	
Fund balance, ending	<u><u>\$ 7,912,305</u></u>	<u><u>\$ 8,447,643</u></u>	<u><u>\$ 535,338</u></u>	
Expected year-end fund balance as percentage of annual expenditure budget	<u><u>486.91%</u></u>			

This page intentionally left blank

St. Vrain Valley School District RE-1J

**Governmental Designated-Purpose Grants Fund (22)**

**Year-to-Date Actual to Actual (Unaudited)**

Statement of Revenues, Expenditures, and Changes in Fund Balance

For the period July 1 to May 31

	FY20 July - May Actual	FY21 July - May Actual	Dollar Variance	Percent Variance
<b>Revenues</b>				
Local grants	\$ -	\$ -	\$ -	N/A
State grants	1,838,391	3,450,383	1,611,992	87.68%
Federal grants	5,764,462	4,327,594	(1,436,868)	-24.93%
Total revenues	<u>7,602,853</u>	<u>7,777,977</u>	<u>175,124</u>	2.30%
<b>Expenditures</b>				
Salaries	5,666,398	5,440,486	(225,912)	-3.99%
Benefits	1,964,075	1,921,533	(42,542)	-2.17%
Purchased services	769,684	445,329	(324,355)	-42.14%
Supplies and materials	598,528	462,331	(136,197)	-22.76%
Other	16,584	10,639	(5,945)	-35.85%
Capital outlay	106,845	344,317	237,472	222.26%
Total expenditures	<u>9,122,114</u>	<u>8,624,635</u>	<u>(497,479)</u>	-5.45%
Excess (deficiency) of revenues over (under) expenditures	(1,519,261)	(846,658)	672,603	44.27%
Fund balance, beginning	<u>-</u>	<u>-</u>	<u>-</u>	N/A
Fund (deficit), ending	<u>\$ (1,519,261)</u>	<u>\$ (846,658)</u>	<u>\$ 672,603</u>	44.27%

St. Vrain Valley School District RE-1J

**Governmental Designated-Purpose Grants Fund (22)**

**Prior Year Budget to Actual (Unaudited)**

Statement of Revenues, Expenditures, and Changes in Fund Balance

For the period July 1, 2019 to May 31, 2020

	FY20 Amended Budget	FY20 July - May Actual	Balance Remaining	% of Actual to Budget
<b>Revenues</b>				
Local grants	\$ -	\$ -	\$ -	N/A
State grants	2,303,255	1,838,391	(464,864)	79.82%
Federal grants	11,775,660	5,764,462	(6,011,198)	48.95%
Total revenues	14,078,915	7,602,853	(6,476,062)	54.00%
<b>Expenditures</b>				
Salaries	6,476,980	5,666,398	810,582	87.49%
Benefits	2,439,271	1,964,075	475,196	80.52%
Purchased services	1,234,654	769,684	464,970	62.34%
Supplies and materials	3,038,661	598,528	2,440,133	19.70%
Other	889,349	16,584	872,765	1.86%
Capital outlay	-	106,845	(106,845)	N/A
Total expenditures	14,078,915	9,122,114	4,956,801	64.79%
Excess (deficiency) of revenues over (under) expenditures	-	(1,519,261)	(1,519,261)	
Fund balance, beginning	-	-	-	
Fund balance (deficit), ending	\$ -	\$ (1,519,261)	\$ (1,519,261)	
Expected year-end fund (deficit) as percentage of annual expenditure budget	0.00%			

St. Vrain Valley School District RE-1J

**Governmental Designated-Purpose Grants Fund (22)**

**Current Year Budget to Actual (Unaudited)**

Statement of Revenues, Expenditures, and Changes in Fund Balance

For the period July 1, 2020 to May 31, 2021

	FY21 Amended Budget	FY21 July - May Actual	Balance Remaining	% of Actual to Budget
<b>Revenues</b>				
Local grants	\$ 9,850	\$ -	\$ (9,850)	0.00%
State grants	2,218,965	3,450,383	1,231,418	155.50%
Federal grants	12,147,225	4,327,594	(7,819,631)	35.63%
Total revenues	14,376,040	7,777,977	(6,598,063)	54.10%
<b>Expenditures</b>				
Salaries	6,863,224	5,440,486	1,422,738	79.27%
Benefits	2,590,775	1,921,533	669,242	74.17%
Purchased services	768,553	445,329	323,224	57.94%
Supplies and materials	3,119,400	462,331	2,657,069	14.82%
Other	728,974	10,639	718,335	1.46%
Capital outlay	305,114	344,317	(39,203)	112.85%
Total expenditures	14,376,040	8,624,635	5,751,405	59.99%
Excess (deficiency) of revenues over (under) expenditures	-	(846,658)	(846,658)	
Fund balance, beginning	-	-	-	
Fund balance (deficit), ending	\$ -	\$ (846,658)	\$ (846,658)	
Expected year-end fund balance as percentage of annual expenditure budget	0.00%			

St. Vrain Valley School District RE-1J  
**Nutrition Services Fund (21)**  
 Balance Sheet (Unaudited)  
 As of May 31,

	<u>2020</u>	<u>2021</u>
<b>Assets</b>		
Cash and investments	\$ 5,146	\$ 483,876
Accounts receivable	761	419
Grants receivable	1,170,661	2,463,896 A
Inventories	<u>785,396</u>	<u>957,022</u>
Total assets	<u><u>\$ 1,961,964</u></u>	<u><u>\$ 3,905,213</u></u>
<b>Liabilities</b>		
Accounts payable	\$ -	\$ 3,528
Due to other funds	90,979	2,117,968
Accrued salaries and benefits	<u>176,128</u>	<u>175,731</u>
Total liabilities	<u>267,107</u>	<u>2,297,227</u>
<b>Fund balance</b>		
Nonspendable: prepaids, inventories	785,396	957,022
Restricted	<u>909,461</u>	<u>650,964</u>
Total fund balance	<u>1,694,857</u>	<u>1,607,986</u>
Total liabilities and fund balance	<u><u>\$ 1,961,964</u></u>	<u><u>\$ 3,905,213</u></u>

Footnote

- A The State match and National School Lunch/Breakfast program revenues have been adjusted to reflect reimbursements requested but not yet received by period end.

St. Vrain Valley School District RE-1J

**Nutrition Services Fund (21)**

**Year-to-Date Actual to Actual (Unaudited)**

Statement of Revenues, Expenditures, and Changes in Fund Balance

For the period July 1 to May 31

	FY20 July - May Actual	FY21 July - May Actual	Dollar Variance	Percent Variance
<b>1 Revenues</b>				
2 Investment income	\$ 17,525	\$ 694	\$ (16,831)	-96.04%
3 Charges for service	3,415,074	62,530	(3,352,544)	-98.17%
4 Miscellaneous	52,244	50,887	(1,357)	-2.60%
5 State match	182,546	84,042	(98,504)	-53.96% A
6 Commodities entitlement	586,821	505,257	(81,564)	-13.90%
7 a Nat'l School Lunch/Breakfast Pgm	3,820,728	12,944	(3,807,784)	-99.66% A
b CARES Act Emergency Feeding	1,170,661	439,636	(731,025)	-62.45%
c "Summer" Food Service Program	-	6,872,281	6,872,281	N/A
8 Total revenues	<u>9,245,599</u>	<u>8,028,271</u>	<u>(1,217,328)</u>	-13.17%
9				
<b>10 Expenditures</b>				
11 Salaries	3,693,611	3,429,372	(264,239)	-7.15%
12 Benefits	1,538,983	1,483,286	(55,697)	-3.62%
13 Purchased services	129,711	59,772	(69,939)	-53.92%
14 Supplies and materials	4,224,656	2,869,235	(1,355,421)	-32.08%
15 Capital outlay	13,274	22,611	9,337	70.34%
16 Other	9,491	2,899	(6,592)	-69.46%
17 Total expenditures	<u>9,609,726</u>	<u>7,867,175</u>	<u>(1,742,551)</u>	-18.13%
18				
19 Excess (deficiency) of revenues				
20 over (under) expenditures	(364,127)	161,096	525,223	-144.24%
21				
22 Fund balance, beginning	<u>2,058,984</u>	<u>1,446,890</u>	<u>(612,094)</u>	-29.73%
23				
24 Fund balance, ending	<u>\$ 1,694,857</u>	<u>\$ 1,607,986</u>	<u>\$ (86,871)</u>	-5.13%

Footnote

- A The State match and National School Lunch/Breakfast program revenues have been adjusted to reflect reimbursements requested but not yet received by period end.



St. Vrain Valley School District RE-1J

**Nutrition Services Fund (21)**

**Prior Year Budget to Actual (Unaudited)**

Statement of Revenues, Expenditures, and Changes in Fund Balance

For the period July 1, 2019 to May 31, 2020

	FY20 Amended Budget	FY20 July - May Actual	Balance Remaining	% of Actual to Budget
<b>1 Revenues</b>				
2 Investment income	\$ 24,000	\$ 17,525	\$ (6,475)	73.02%
3 Charges for service	4,588,000	3,415,074	(1,172,926)	74.43%
4 Miscellaneous	60,000	52,244	(7,756)	87.07%
5 State match	199,500	182,546	(16,954)	91.50%
6 Commodities entitlement	670,000	586,821	(83,179)	87.59%
7 Nat'l School Lunch/Breakfast Pgm	5,049,000	4,991,389	(57,611)	98.86%
8 Total revenues	<u>10,590,500</u>	<u>9,245,599</u>	<u>(1,344,901)</u>	87.30%
9				
<b>10 Expenditures</b>				
11 Salaries	3,940,800	3,693,611	247,189	93.73%
12 Benefits	1,734,300	1,538,983	195,317	88.74%
13 Purchased services	108,000	129,711	(21,711)	120.10%
14 Supplies and materials	5,121,600	4,224,656	896,944	82.49%
15 Capital outlay	35,000	13,274	21,726	37.93%
16 Other	100,000	9,491	90,509	9.49%
17 Total expenditures	<u>11,039,700</u>	<u>9,609,726</u>	<u>1,429,974</u>	87.05%
18				
19 Excess (deficiency) of revenues				
20 over (under) expenditures	(449,200)	(364,127)	85,073	
21				
<b>22 Other Financing Sources (Uses)</b>				
23 Transfer from General Fund	<u>-</u>	<u>-</u>	<u>-</u>	N/A
24				
25 Net change in fund balance	(449,200)	(364,127)	85,073	
26				
27 Fund balance, beginning	<u>2,058,984</u>	<u>2,058,984</u>	<u>-</u>	
28				
29 Fund balance, ending	<u>\$ 1,609,784</u>	<u>\$ 1,694,857</u>	<u>\$ 85,073</u>	
30				
31 Expected year-end fund balance as percentage				
32 of annual expenditure budget	<u>14.58%</u>			

St. Vrain Valley School District RE-1J

**Nutrition Services Fund (21)**

**Current Year Budget to Actual (Unaudited)**

Statement of Revenues, Expenditures, and Changes in Fund Balance

For the period July 1, 2020 to May 31, 2021

	FY21 Amended Budget	FY21 July - May Actual	Balance Remaining	% of Actual to Budget
<b>1 Revenues</b>				
2 Investment income	\$ 1,000	\$ 694	\$ (306)	69.40%
3 Charges for service	38,000	62,530	24,530	164.55%
4 Miscellaneous	92,000	50,887	(41,113)	55.31%
5 State match	84,042	84,042	-	100.00%
6 Commodities entitlement	670,000	505,257	(164,743)	75.41%
7 Nat'l School Lunch/Breakfast Pgm	6,362,000	7,324,861	962,861	115.13%
8 Total revenues	<u>7,247,042</u>	<u>8,028,271</u>	<u>781,229</u>	110.78%
9				
<b>10 Expenditures</b>				
11 Salaries	4,229,000	3,429,372	799,628	81.09%
12 Benefits	1,718,000	1,483,286	234,714	86.34%
13 Purchased services	126,000	59,772	66,228	47.44%
14 Supplies and materials	3,183,000	2,869,235	313,765	90.14%
15 Capital outlay	44,000	22,611	21,389	51.39%
16 Other	-	2,899	(2,899)	N/A
17 Total expenditures	<u>9,300,000</u>	<u>7,867,175</u>	<u>1,432,825</u>	84.59%
18				
19 Excess (deficiency) of revenues				
20 over (under) expenditures	(2,052,958)	161,096	2,214,054	
21				
<b>22 Other Financing Sources (Uses)</b>				
23 Transfer from General Fund	<u>1,630,000</u>	<u>-</u>	<u>(1,630,000)</u>	0.00%
24				
25 Net change in fund balance	(422,958)	161,096	584,054	
26				
27 Fund balance, beginning	<u>1,446,890</u>	<u>1,446,890</u>	<u>-</u>	
28				
29 Fund balance, ending	<u>\$ 1,023,932</u>	<u>\$ 1,607,986</u>	<u>\$ 584,054</u>	
30				
31 Expected year-end fund balance as percentage				
32 of annual expenditure budget	<u>11.01%</u>			

This page intentionally left blank

St. Vrain Valley School District RE-1J  
**Student Activity (Special Revenue) Fund (23)**  
**Year-to-Date Actual to Actual (Unaudited)**  
Statement of Revenues, Expenditures, and Changes in Fund Balance  
For the period July 1 to May 31

	FY20 July - May Actual	FY21 July - May Actual	Dollar Variance	Percent Variance
<b>Revenues</b>				
Investment income	\$ 96,600	\$ 8,045	\$ (88,555)	-91.67%
Athletic activities	2,549,719	1,298,542	(1,251,177)	-49.07%
Pupil activities	3,225,206	1,433,289	(1,791,917)	-55.56%
PTO/Gift activities	<u>711,847</u>	<u>435,669</u>	<u>(276,178)</u>	-38.80%
Total revenues	<u>6,583,372</u>	<u>3,175,545</u>	<u>(3,407,827)</u>	-51.76%
<b>Expenditures</b>				
Athletic activities	2,212,494	986,313	(1,226,181)	-55.42%
Pupil activities	2,608,106	757,519	(1,850,587)	-70.96%
PTO/Gift activities	<u>640,571</u>	<u>303,117</u>	<u>(337,454)</u>	-52.68%
Total expenditures	<u>5,461,171</u>	<u>2,046,949</u>	<u>(3,414,222)</u>	-62.52%
Excess (deficiency) of revenues over (under) expenditures	1,122,201	1,128,596	6,395	
<b>Other Financing Sources (Uses)</b>				
Transfer - General Fund (Fund 10)	-	350,000	350,000	N/A
Transfer - Comm'y Educ (Fund 27), net	34,463	1,797	(32,666)	94.79%
Transfer - Capital Reserve (Fund 43)	<u>(225,000)</u>	<u>(305,000)</u>	<u>(80,000)</u>	-35.56%
Total other financing sources (uses)	<u>(190,537)</u>	<u>46,797</u>	<u>237,334</u>	-124.56%
Net change in fund balance	931,664	1,175,393	243,729	
Fund balance, beginning	<u>5,513,273</u>	<u>5,580,201</u>	<u>66,928</u>	
Fund balance, ending	<u>\$ 6,444,937</u>	<u>\$ 6,755,594</u>	<u>\$ 310,657</u>	

St. Vrain Valley School District RE-1J

**Student Activity (Special Revenue) Fund (23)**

**Prior Year Budget to Actual (Unaudited)**

Statement of Revenues, Expenditures, and Changes in Fund Balance

For the period July 1, 2019 to May 31, 2020

	FY20 Amended Budget	FY20 July - May Actual	Balance Remaining	% of Actual to Budget
<b>Revenues</b>				
Investment income	\$ 128,000	\$ 96,600	\$ (31,400)	75.47%
Athletic activities	2,900,000	2,549,719	(350,281)	87.92%
Pupil activities	3,800,000	3,225,206	(574,794)	84.87%
PTO/Gift activities	940,000	711,847	(228,153)	75.73%
Total revenues	7,768,000	6,583,372	(1,184,628)	84.75%
<b>Expenditures</b>				
Athletic activities	3,300,000	2,212,494	1,087,506	67.05%
Pupil activities	3,800,000	2,608,106	1,191,894	68.63%
PTO/Gift activities	900,000	640,571	259,429	71.17%
Total expenditures	8,000,000	5,461,171	2,538,829	68.26%
Excess (deficiency) of revenues over (under) expenditures	(232,000)	1,122,201	1,354,201	
<b>Other Financing Sources (Uses)</b>				
Transfer - General Fund (Fund 10)	-	-	-	N/A
Transfer - Comm'y Educ (Fund 27), net	42,000	34,463	(7,537)	82.05%
Transfer - Capital Reserve (Fund 43)	(225,000)	(225,000)	-	100.00%
Total other financing sources (uses)	(183,000)	(190,537)	(7,537)	104.12%
Net change in fund balance	(415,000)	931,664	1,346,664	
Fund balance, beginning	5,513,273	5,513,273	-	
Fund balance, ending	\$ 5,098,273	\$ 6,444,937	\$ 1,346,664	
Expected year-end fund balance as percentage of annual expenditure budget		63.73%		

St. Vrain Valley School District RE-1J

**Student Activity (Special Revenue) Fund (23)**

**Current Year Budget to Actual (Unaudited)**

Statement of Revenues, Expenditures, and Changes in Fund Balance

For the period July 1, 2020 to May 31, 2021

	FY21 Amended Budget	FY21 July - May Actual	Balance Remaining	% of Actual to Budget
<b>Revenues</b>				
Investment income	\$ 10,000	\$ 8,045	\$ (1,955)	80.45%
Athletic activities	1,200,000	1,298,542	98,542	108.21%
Pupil activities	1,300,000	1,433,289	133,289	110.25%
PTO/Gift activities	320,000	435,669	115,669	136.15%
Total revenues	<u>2,830,000</u>	<u>3,175,545</u>	<u>345,545</u>	112.21%
<b>Expenditures</b>				
Athletic activities	1,400,000	986,313	413,687	70.45%
Pupil activities	1,300,000	757,519	542,481	58.27%
PTO/Gift activities	400,000	303,117	96,883	75.78%
Total expenditures	<u>3,100,000</u>	<u>2,046,949</u>	<u>1,053,051</u>	66.03%
Excess (deficiency) of revenues over (under) expenditures	(270,000)	1,128,596	1,398,596	
<b>Other Financing Sources (Uses)</b>				
Transfer - General Fund (Fund 10)	350,000	350,000	-	100.00%
Transfer - Comm'y Educ (Fund 27), net	-	1,797	1,797	N/A
Transfer - Capital Reserve (Fund 43)	-	(305,000)	(305,000)	N/A
Total other financing sources (uses)	<u>350,000</u>	<u>46,797</u>	<u>(303,203)</u>	13.37%
Net change in fund balance	80,000	1,175,393	1,095,393	
Fund balance, beginning	<u>5,580,201</u>	<u>5,580,201</u>	<u>-</u>	
Fund balance, ending	<u>\$ 5,660,201</u>	<u>\$ 6,755,594</u>	<u>\$ 1,095,393</u>	
Expected year-end fund balance as percentage of annual expenditure budget	<u>182.59%</u>			

This page intentionally left blank

## **PROPRIETARY FUNDS**

### **Internal Service Fund**

The District's only internal service fund is the *Self Insurance Fund* which accounts for the financial transactions related to the dental and healthcare plans. The fund collects premiums and pays claims for medical and dental plan benefits.



St. Vrain Valley School District RE-1J  
**Self Insurance Fund (65)**  
Statement of Fund Net Position (Unaudited)  
As of May 31,

	<u>2020</u>	<u>2021</u>
<b>Assets</b>		
Current assets		
Cash and investments	\$ 8,843,979	\$ 11,492,466
Accounts receivable	92	92
Total current assets	<u>8,844,071</u>	<u>11,492,558</u>
Noncurrent assets		
Restricted cash and cash equivalents	<u>3,846,163</u>	<u>3,853,325</u>
Total assets	<u>12,690,234</u>	<u>15,345,883</u>
<b>Liabilities</b>		
Claims payable	<u>1,613,000</u>	<u>1,698,000</u> A
Total liabilities	<u>1,613,000</u>	<u>1,698,000</u>
<b>Net Position</b>		
Restricted for contractual obligations	3,846,163	3,853,325
Unrestricted	<u>7,231,071</u>	<u>9,794,558</u>
Total net position	<u>\$ 11,077,234</u>	<u>\$ 13,647,883</u>

Footnote

- A Claims payable represents the approximate amount incurred but not paid or incurred but not reported as of the prior fiscal year end (6/30) and is adjusted annually.

St. Vrain Valley School District RE-1J

**Self Insurance Fund (65)**

**Year-to-Date Actual to Actual (Unaudited)**

Statement of Revenues, Expenses, and Changes in Fund Net Position

For the period July 1 to May 31

	FY20 July - May Actual	FY21 July - May Actual	Dollar Variance	Percent Variance
<b>Revenues</b>				
Investment income	\$ 95,178	\$ 10,990	\$ (84,188)	-88.45%
Miscellaneous	77,460	206,979	129,519	167.21%
Employee benefit premiums	21,816,671	23,251,779	1,435,108	6.58%
Total revenues	<u>21,989,309</u>	<u>23,469,748</u>	<u>1,480,439</u>	6.73%
<b>Expenses</b>				
Salaries	165,876	196,969	31,093	18.74%
Benefits	53,359	67,582	14,223	26.66%
Purchased services	3,020,921	3,790,232	769,311	25.47%
Supplies and materials	-	-	-	N/A
Other	756,351	928,112	171,761	22.71%
Claims paid	13,410,271	15,691,891	2,281,620	17.01%
Total expenses	<u>17,406,778</u>	<u>20,674,786</u>	<u>3,268,008</u>	18.77%
Change in net position	4,582,531	2,794,962	(1,787,569)	-39.01%
Net position, beginning	<u>6,494,703</u>	<u>10,852,921</u>	<u>4,358,218</u>	67.10%
Net position, ending	<u>\$ 11,077,234</u>	<u>\$ 13,647,883</u>	<u>\$ 2,570,649</u>	23.21%

St. Vrain Valley School District RE-1J

**Self Insurance Fund (65)**

**Prior Year Budget to Actual (Unaudited)**

Statement of Revenues, Expenses, and Changes in Fund Net Position

For the period July 1, 2019 to May 31, 2020

	FY20 Amended Budget	FY20 July - May Actual	Balance Remaining	% of Actual to Budget
<b>Revenues</b>				
Investment income	\$ 120,000	\$ 95,178	\$ (24,822)	79.32%
Miscellaneous	10,000	77,460	67,460	774.60%
Employee benefit premiums	23,571,000	21,816,671	(1,754,329)	92.56%
Total revenues	23,701,000	21,989,309	(1,711,691)	92.78%
<b>Expenses</b>				
Salaries	205,200	165,876	39,324	80.84%
Benefits	60,480	53,359	7,121	88.23%
Purchased services	3,652,480	3,020,921	631,559	82.71%
Supplies and materials	5,400	-	5,400	0.00%
Other	820,000	756,351	63,649	92.24%
Claims paid	18,791,136	13,410,271	5,380,865	71.36%
Total expenses	23,534,696	17,406,778	6,127,918	73.96%
Change in fund net position	166,304	4,582,531	4,416,227	
Fund net position, beginning	6,494,703	6,494,703	-	
Fund net position, ending	\$ 6,661,007	\$ 11,077,234	\$ 4,416,227	
Expected year-end net position as percentage of annual deduction budget		28.30%		

St. Vrain Valley School District RE-1J

**Self Insurance Fund (65)**

**Current Year Budget to Actual (Unaudited)**

Statement of Revenues, Expenses, and Changes in Fund Net Position

For the period July 1, 2020 to May 31, 2021

	FY21 Amended Budget	FY21 July - May Actual	Balance Remaining	% of Actual to Budget
<b>Revenues</b>				
Investment income	\$ 17,000	\$ 10,990	\$ (6,010)	64.65%
Miscellaneous	10,000	206,979	196,979	2069.79%
Employee benefit premiums	24,368,400	23,251,779	(1,116,621)	95.42%
Total revenues	<u>24,395,400</u>	<u>23,469,748</u>	<u>(925,652)</u>	96.21%
<b>Expenses</b>				
Salaries	214,875	196,969	17,906	91.67%
Benefits	71,383	67,582	3,801	94.68%
Purchased services	4,406,100	3,790,232	615,868	86.02%
Supplies and materials	5,400	-	5,400	0.00%
Other	1,005,000	928,112	76,888	92.35%
Claims paid	20,569,325	15,691,891	4,877,434	76.29%
Total expenses	<u>26,272,083</u>	<u>20,674,786</u>	<u>5,597,297</u>	78.69%
Change in fund net position	(1,876,683)	2,794,962	4,671,645	
Fund net position, beginning	<u>10,852,921</u>	<u>10,852,921</u>	<u>-</u>	
Fund net position, ending	<u>\$ 8,976,238</u>	<u>\$ 13,647,883</u>	<u>\$ 4,671,645</u>	
Expected year-end net position as percentage of annual deduction budget	<u>34.17%</u>			

## **INVESTMENT REPORT**

St. Vrain Valley School District RE-1J  
Monthly Investment Report  
At May 31, 2021

Fund	Colostrust	UMB	Total	Annualized Percent	Current Month Interest
General	\$ 67,829,484		\$ 67,829,484	0.12	\$ 3,304
CRF FUNDS	\$ -		\$ -	0.12	-
FUND 10 TOTAL			\$ 67,829,484		3,304
Risk Management	\$ 5,815,747		\$ 5,815,747	0.12	283
Colorado Preschool	\$ 448,441		\$ 448,441	0.12	22
Nutrition Service	\$ 478,730		\$ 478,730	0.12	23
Student Activity Spec Revenue	\$ 5,550,261		\$ 5,550,261	0.12	270
Community School	\$ 3,549,710		\$ 3,549,710	0.12	173
Fair Contributions	\$ 6,849,602		\$ 6,849,602	0.12	334
UMB Bond		\$ 70,262,471	\$ 70,262,471	NRA	2,740
Building 2016	\$ 16,959,454		\$ 16,959,454	0.12	856
Building 2018	\$ 21,315,013		\$ 21,315,013	0.12	1,107
Building Total			\$ 38,274,467		1,962
Capital Reserve	\$ 5,565,867		\$ 5,565,867	0.12	271
Health Insurance Trust	\$ 3,853,325		\$ 3,853,325	0.12	188
Minimum Liability	\$ 3,728,302		\$ 3,728,302	0.12	182
Self Insurance Total			\$ 7,581,628		369
Total	\$ 141,943,936	\$ 70,262,471	\$ 212,206,407		\$ 9,752



## MEMORANDUM

DATE: June 23, 2021

TO: Board of Education

FROM: Dr. Don Haddad, Superintendent of Schools

SUBJECT: Approval of Waiver from Liability Insurance Requirement for the Frederick High School Education Foundation  
Strategic Priority – Outstanding Communication and Collaboration with Community and Corporate Partners

RECOMMENDATION

That the Board of Education allow an exception to Board Policy KBE-R – Organizational Options for Parent Organizations (POs), and thereby approve a waiver for the general liability insurance requirement for the Frederick High School Education Foundation.

BACKGROUND

Board Policy KBE-R – Organizational Options for Parent Organizations (POs), states, “District insurance does not cover parent organizations organized as non-profit corporations. Furthermore, the District is not liable or responsible for loss of their property or money, or the decisions made by the non-profit corporation, its board, or its officers. The non-profit corporation is encouraged to investigate and purchase appropriate officer’s liability insurance, property insurance, and crime insurance (fidelity bond), in addition to the general liability insurance required by the District.” In rare situations, an organization may be unable to meet all of the outlined commitments and may appeal to the District’s Finance and Audit Committee for a waiver from a particular requirement.

The Frederick High School Education Foundation appealed to the District’s Finance and Audit Committee for a waiver from Board Policy KBE-R due to the fact that they do not use District facilities except for their meetings. The Finance and Audit Committee recommended that this waiver be reviewed by the District’s legal counsel. Our attorney has reviewed and agreed with the waiver as presented.

The administration and the Finance and Audit Committee recommend approval of this exception.



**AGREEMENT FOR WAIVER FROM INSURANCE REQUIREMENT  
IN BOARD POLICY KBE-R**

It is mutually agreed by the ST. VRAIN VALLEY SCHOOL DISTRICT RE-1J (hereinafter referred to as "District") and **Frederick High School Education Foundation**, a 501(c)(3) non-profit corporation, (hereinafter referred to as "Foundation"), that the general liability insurance requirement stated in District Board Policy KBE-R (Organizational Options for Parent Organizations (POs)) is waived, subject to the following limitations:

1. Foundation use of District facilities will be limited to Foundation Board meetings, not to exceed 20 persons.
2. Foundation use of District facilities will be limited to the Frederick High School cafeteria or, in the event of a scheduling conflict, an alternative area recommended by the District Facility Scheduler.
3. Foundation use shall be scheduled in advance of the meeting with the District Facility Scheduler (303-652-6310) in accordance with Board Policy KF (Community Use of School Facilities).
4. The term of this Agreement shall be for the one year period from July 1, 2021 to June 30, 2022.
5. Nothing in this insurance requirement waiver should be construed as a waiver of any other section(s) of Board Policy/Regulation KBE/KBE-R.
6. Nothing in this Agreement shall be construed as a waiver by the District of any rights, immunities, privileges, monetary limitations to judgments, or defenses provided to the District by the Colorado Governmental Immunity Act, Sec. 24-10-101 et seq., C.R.S., as from time-to-time amended, or otherwise available to the School District, its officers, agents, volunteers, or employees.
7. Venue for any and all legal action arising out of this Agreement shall lie in the District Court in and for the County of Boulder, State of Colorado, and this Agreement shall be governed by the laws of Colorado.
8. The mutual promises herein shall be good and sufficient consideration for this Agreement although there are no actual funds exchanged between the District and Foundation.

This Agreement becomes effective on the 23rd day of June, 2021 and for the terms set forth above.

\_\_\_\_\_  
Date

\_\_\_\_\_  
Foundation President

\_\_\_\_\_  
Date

\_\_\_\_\_  
Foundation Secretary

\_\_\_\_\_  
Date

\_\_\_\_\_  
Board of Education President

\_\_\_\_\_  
Date

\_\_\_\_\_  
Board of Education Secretary

## MEMORANDUM

DATE: June 23, 2021

TO: Board of Education

FROM: Dr. Don Haddad, Superintendent of Schools

SUBJECT: Approval of Waiver from Liability Insurance Requirement for the Longmont High School Education Foundation  
Strategic Priority – Outstanding Communication and Collaboration with Community and Corporate Partners

RECOMMENDATION

That the Board of Education allow an exception to Board Policy KBE-R – Organizational Options for Parent Organizations (POs), and thereby approve a waiver for the general liability insurance requirement for the Longmont High School Education Foundation.

BACKGROUND

Board Policy KBE-R – Organizational Options for Parent Organizations (POs), states, “District insurance does not cover parent organizations organized as non-profit corporations. Furthermore, the District is not liable or responsible for loss of their property or money, or the decisions made by the non-profit corporation, its board, or its officers. The non-profit corporation is encouraged to investigate and purchase appropriate officers liability insurance, property insurance, and crime insurance (fidelity bond), in addition to the general liability insurance required by the District.” In rare situations, an organization may be unable to meet all of the outlined commitments and may appeal to the District’s Finance and Audit Committee for a waiver from a particular requirement.

The Longmont High School Education Foundation appealed to the District’s Finance and Audit Committee for a waiver from Board Policy KBE-R due to the fact that they do not use District facilities except for their meetings. The Finance and Audit Committee recommended that this waiver be reviewed by the District’s legal counsel. Our attorney has reviewed and agreed with the waiver as presented.

The administration and the Finance and Audit Committee recommend approval of this exception.

**AGREEMENT FOR WAIVER FROM INSURANCE REQUIREMENT  
IN BOARD POLICY KBE-R**

It is mutually agreed by the ST. VRAIN VALLEY SCHOOL DISTRICT RE-1J (hereinafter referred to as "District") and **Longmont High School Education Foundation**, a 501(c)(3) non-profit corporation, (hereinafter referred to as "Foundation"), that the general liability insurance requirement stated in District Board Policy KBE-R (Organizational Options for Parent Organizations (POs)) is waived, subject to the following limitations:

1. Foundation use of District facilities will be limited to Foundation Board meetings, not to exceed 20 persons.
2. Foundation use of District facilities will be limited to the Longmont High School cafeteria or, in the event of a scheduling conflict, an alternative area recommended by the District Facility Scheduler.
3. Foundation use shall be scheduled in advance of the meeting with the District Facility Scheduler (303-652-6310) in accordance with Board Policy KF (Community Use of School Facilities).
4. The term of this Agreement shall be for the one year period from July 1, 2021 to June 30, 2022.
5. Nothing in this insurance requirement waiver should be construed as a waiver of any other section(s) of Board Policy/Regulation KBE/KBE-R.
6. Nothing in this Agreement shall be construed as a waiver by the District of any rights, immunities, privileges, monetary limitations to judgments, or defenses provided to the District by the Colorado Governmental Immunity Act, Sec. 24-10-101 et seq., C.R.S., as from time-to-time amended, or otherwise available to the School District, its officers, agents, volunteers, or employees.
7. Venue for any and all legal action arising out of this Agreement shall lie in the District Court in and for the County of Boulder, State of Colorado, and this Agreement shall be governed by the laws of Colorado.
8. The mutual promises herein shall be good and sufficient consideration for this Agreement although there are no actual funds exchanged between the District and Foundation.

This Agreement becomes effective on the 23rd day of June, 2021, and for the terms set forth above.

\_\_\_\_\_  
Date

\_\_\_\_\_  
Foundation President

\_\_\_\_\_  
Date

\_\_\_\_\_  
Foundation Secretary

\_\_\_\_\_  
Date

\_\_\_\_\_  
Board of Education President

\_\_\_\_\_  
Date

\_\_\_\_\_  
Board of Education Secretary

## MEMORANDUM

DATE: June 23, 2021

TO: Board of Education

FROM: Dr. Don Haddad, Superintendent of Schools

SUBJECT: Approval of Waiver from Liability Insurance Requirement for the Skyline High School Education Foundation  
Strategic Priority – Outstanding Communication and Collaboration with Community and Corporate Partners

RECOMMENDATION

That the Board of Education allow an exception to Board Policy KBE-R – Organizational Options for Parent Organizations (POs), and thereby approve a waiver for the general liability insurance requirement for the Skyline High School Education Foundation.

BACKGROUND

Board Policy KBE-R – Organizational Options for Parent Organizations (POs), states, “District insurance does not cover parent organizations organized as non-profit corporations. Furthermore, the District is not liable or responsible for loss of their property or money, or the decisions made by the non-profit corporation, its board, or its officers. The non-profit corporation is encouraged to investigate and purchase appropriate officers liability insurance, property insurance, and crime insurance (fidelity bond), in addition to the general liability insurance required by the District.” In rare situations, an organization may be unable to meet all of the outlined commitments and may appeal to the District’s Finance and Audit Committee for a waiver from a particular requirement.

The Skyline High School Education Foundation appealed to the District’s Finance and Audit Committee for a waiver from Board Policy KBE-R due to the fact that they do not use District facilities except for their meetings. The Finance and Audit Committee recommended that this waiver be reviewed by the District’s legal counsel. Our attorney has reviewed and agreed with the waiver as presented.

The administration and the Finance and Audit Committee recommend approval of this exception.

**AGREEMENT FOR WAIVER FROM INSURANCE REQUIREMENT  
IN BOARD POLICY KBE-R**

It is mutually agreed by the ST. VRAIN VALLEY SCHOOL DISTRICT RE-1J (hereinafter referred to as "District") and **Skyline High School Education Foundation**, a 501(c)(3) non-profit corporation, (hereinafter referred to as "Foundation"), that the general liability insurance requirement stated in District Board Policy KBE-R (Organizational Options for Parent Organizations (POs)) is waived, subject to the following limitations:

1. Foundation use of District facilities will be limited to Foundation Board meetings, not to exceed 20 persons.
2. Foundation use of District facilities will be limited to the Skyline High School cafeteria or, in the event of a scheduling conflict, an alternative area recommended by the District Facility Scheduler.
3. Foundation use shall be scheduled in advance of the meeting with the District Facility Scheduler (303-652-6310) in accordance with Board Policy KF (Community Use of School Facilities).
4. The term of this Agreement shall be for the one year period from July 1, 2021 to June 30, 2022.
5. Nothing in this insurance requirement waiver should be construed as a waiver of any other section(s) of Board Policy/Regulation KBE/KBE-R.
6. Nothing in this Agreement shall be construed as a waiver by the District of any rights, immunities, privileges, monetary limitations to judgments, or defenses provided to the District by the Colorado Governmental Immunity Act, Sec. 24-10-101 et seq., C.R.S., as from time-to-time amended, or otherwise available to the School District, its officers, agents, volunteers, or employees.
7. Venue for any and all legal action arising out of this Agreement shall lie in the District Court in and for the County of Boulder, State of Colorado, and this Agreement shall be governed by the laws of Colorado.
8. The mutual promises herein shall be good and sufficient consideration for this Agreement although there are no actual funds exchanged between the District and Foundation.

This Agreement becomes effective on the 23rd day of June, 2021, and for the terms set forth above.

\_\_\_\_\_  
Date

\_\_\_\_\_  
Foundation President

\_\_\_\_\_  
Date

\_\_\_\_\_  
Foundation Secretary

\_\_\_\_\_  
Date

\_\_\_\_\_  
Board of Education President

\_\_\_\_\_  
Date

\_\_\_\_\_  
Board of Education Secretary

## MEMORANDUM

DATE: June 23, 2021

TO: Board of Education

FROM: Dr. Don Haddad, Superintendent of Schools

SUBJECT: Approval to Accept Every Student Succeeds Act (ESSA) Consolidated Federal Grant Funds for the 2021-2022 School Year  
Strategic Priority – Strong District Finances

RECOMMENDATION

That the Board of Education authorize the administration to apply for, and accept if approved, a total not-to-exceed \$4,200,000 in Every Student Succeeds Act (ESSA) Consolidated Federal Grant Funds for the 2021-2022 school year.

BACKGROUND

The Colorado Department of Education (CDE) has notified the District that it is eligible for funding for the 2021-2022 school year. We will complete the Acceptance or Relinquishment of ESSA Program Funds and Assurances Form and it will be submitted to CDE. The programs involved and their respective funding amounts for 2020-2021 and 2021-2022 are as follows:

	ESSA 2021-2022 <u>Preliminary Allocation</u>	ESSA 2020-2021 <u>Final Allocation</u>
Title I-A (Basic)	\$2,877,761	\$2,796,751
Title IIA (Teacher Quality)	\$615,741	\$539,819
Title III (Part A ELL)	\$303,982	\$309,261
Title IV (Student Support)	\$199,244	\$216,995
Total	\$3,996,728	\$3,862,826

Acceptance of these funds does not obligate the District to funds or personnel beyond the terms of the agreement.

## **Approval and Transmittal Form**

### **FY 2021-2022 Consolidated Application for ESEA Program Funds**

On \_\_\_\_\_, 2021, the board, of \_\_\_\_\_, reviewed the contents of the FY 21-22 Consolidated Application for Elementary and Secondary Education Act (ESEA) Program funds and has indicated their approval for submission to the Colorado Department of Education (CDE) through their signatures below.

In consideration of the receipt of these grant funds, the local education agency (LEA), Board of Cooperative Educational Services (BOCES), or Consortium lead School Board (the Board) agrees to comply with the assurances and provisions included in the ESEA General Assurances form and Grant Award Letter (GAL). The Board also certifies that the LEA will meet all program and pertinent administrative requirements, including the Education Department General Administrative Regulations (EDGAR), 2 CFR Part 200 (Uniform Grants Guidance) Accounting Circulars, and the U.S. Department of Education's General Education Provisions Act (GEPA) requirements. In addition, the Board certifies that:

- the LEA is in compliance with the requirements of the federal Children's Internet Protection Act, and
- no policy of the LEA prevents, or otherwise denies, participation in constitutionally protected prayer in public elementary and secondary schools.

Further, the Board certifies that it understands all the rules and regulations associated with the receipt of ESEA Program funds, including those not specifically enumerated above, and will take action to ensure the complies with all such requirements.

Finally, by agreeing to the relinquishment of any ESEA, amended as the Every Student Succeeds Act (ESSA), Program funds within a BOCES/Consortium, the LEA has engaged in meaningful consultation with the BOCES/Consortium lead regarding the relinquishment of the ESSA Program funds.

\_\_\_\_\_  
Signature of Board President  
(LEA /BOCES/Consortium)

\_\_\_\_\_  
Signature of Authorized Representative  
(LEA /BOCES/Consortium)

\_\_\_\_\_  
Name of Board President  
(LEA /BOCES/Consortium)

\_\_\_\_\_  
Name of Authorized Representative  
(LEA /BOCES/Consortium)

\_\_\_\_\_  
Date

\_\_\_\_\_  
Date



**COLORADO**  
Department of Education

## MEMORANDUM

DATE: June 23, 2021

TO: Board of Education

FROM: Joie Siegrist, President, Board of Education

SUBJECT: Approval of Superintendent's First Addendum to Third Restated Employment Agreement  
Strategic Priority – Strong/Visionary Leadership

RECOMMENDATION

That the Board of Education approve the First Addendum to the Third Restated Employment Agreement for Dr. Haddad.

BACKGROUND

Having considered the overall performance and outcomes of the District over the very difficult past year during the pandemic and, having reviewed Dr. Haddad's accomplishments and leadership in realizing those outcomes, the Board has determined that Dr. Haddad's performance has exceeded the Board's expectations. Therefore, the proposed First Addendum to the Third Restated Employment Agreement grants an extension to Dr. Haddad's current Employment Agreement to June 30, 2025 and provides for a salary increase as noted in the contract.



**FIRST ADDENDUM TO  
THIRD RESTATED EMPLOYMENT AGREEMENT**

**1. PARTIES.** The parties to this *First Addendum to Third Restated Employment Agreement* ("First Addendum") are: **ST. VRAIN VALLEY SCHOOL DISTRICT RE-1J** ("District"); and **DONALD T. HADDAD** ("Employee").

**2. RECITALS AND PURPOSE.** The parties have previously executed the 2020 *Third Restated Employment Agreement* (herein "Agreement") regarding the terms and conditions under which Employee is employed as the District's Superintendent of Schools. The parties desire to now amend the Agreement and to reduce such amendments and modifications to writing as the *First Addendum*, as required by Paragraph 19 of the Agreement. Accordingly, in consideration of the mutual covenants stated in the Agreement and in this *First Addendum*, the parties hereby stipulate and agree to the following.

**3. AMENDMENTS.** Paragraphs 3, 5.1 and 5.2 ("*Term, Extension: Non-Designation of Funds and Compensation: Salary; Vacation*") of the Agreement is amended as follows, with new language shown by double underlines and deletions shown by ~~strikeout~~. Any provision of Paragraph 5, specifically including subparagraphs 5.3 through 5.12, not so amended herein remains in full force and effect.

**3. TERM, EXTENSION; NON-DESIGNATION OF FUNDS.** The term of this Agreement shall be from July 1, 2009 through June 30, ~~2024~~ 2025 ("Term"). Unless sooner terminated pursuant to paragraph 6 herein, or unless extended by mutual agreement, the Termination Date shall be June 30, ~~2024~~ 2025.

**3.1** This Agreement may be extended for one additional year by the parties executing a written addendum after January 1 of any year during the Term of this Agreement, such extension to be on the then current terms and conditions unless modified by the addendum. Unless so extended, this Agreement shall automatically terminate on the Termination Date without any further action of the parties.

**3.2** The District shall annually include in its budget and appropriations for each successive fiscal year of such Term sufficient funds to meet all of the financial obligations arising under this Agreement for such fiscal year, specifically including the financial commitment contained in paragraph 6.4, which amount of the obligation therein shall be separately designated in the District's reserves as an irrevocable multi-year financial obligation of the District pursuant to Article X, Section 20 of the Colorado Constitution through June 30, ~~2024~~ 2025.

**5.1 Salary.** Effective July 1, ~~2020~~2021 the District shall pay Employee an annual salary of ~~\$297,000.00~~\$309,000.00 payable in arrears in equal installments on the District's regular pay day. Deductions authorized by law, by Board policy, or at the direction of the

Employee may be made from the installments of salary. The salary may be adjusted pursuant to the provision of paragraph 10.

**5.2 Vacation.** Within the Employee's work year of 260 work days, he shall be entitled to twenty (20) work days of annual vacation, exclusive of eleven (11) legal holidays as established by the Board. Attachment A sets forth the current legal holidays. Vacation days accumulated but not used at the end of each Agreement year may be carried over; provided, however, that the total accumulation may not exceed ~~seventy-five (75)~~one-hundred (100) work days. Employee shall be compensated for unused accumulated vacation days only upon termination of the Employee's employment with the District, and shall be compensated at the *per diem* salary rate in effect at the time of such termination (then current annual salary divided by 260 days). Vacation leave is accrued proportionately to the time of service in any given year but the entire twenty (20) work days may be utilized at any time during the year, subject to reimbursement to the District if vacation leave is taken in excess of the proportion finally accrued. Vacation shall be taken at such times as agreed upon by the Board and Employee; provided, however, that the Board shall not unreasonably withhold its agreement.

**4. RATIFICATION.** All other provisions of the Agreement that are not amended or modified herein remain in full force and effect and are hereby ratified and affirmed by the parties.

**Dated: June \_\_\_\_\_, 2021**

**ST. VRAIN VALLEY SCHOOL DISTRICT RE-1J**

**By: \_\_\_\_\_**  
**Joie Siegrist**  
**President, Board of Education**

**Attest:**

**By: \_\_\_\_\_**  
**John Ahrens**  
**Secretary, Board of Education**

\_\_\_\_\_  
**Donald T. Haddad**  
**Employee**

## MEMORANDUM

DATE: June 23, 2021

TO: Board of Education

FROM: Joie Siegrist, President, Board of Education

SUBJECT: Adoption of Resolution to Appropriate Funds for the Superintendent's Contract  
Strategic Priority – Strong/Visionary Leadership

RECOMMENDATION

That the Board of Education adopt the Resolution to appropriate funds for the Superintendent's Contract.

BACKGROUND

This Resolution is needed for the Board to legally comply with Section 20 of Article X of the Colorado Constitution. It commits the source of funds to meet the financial obligations of the District in the event that the District terminates Dr. Haddad's contract pursuant to Section 6.4 of the Employment Agreement. Under TABOR, a multi-year financial obligation requires either voter approval or Board-approved committed funds to meet the future obligation.

Dr. Haddad's 2019-20 Third Restated Employment Agreement allows the Board to buy out his remaining term of employment up to a maximum of two years' salary/benefits. The amount of the committed funds would remain in the District's reserves, but would be moved from the "unassigned" to the "committed" classification. Once adopted, under TABOR, the commitment remains non-revocable until the obligation is eliminated. If the contract is not bought out, the committed reserves then automatically shift back into the unassigned reserves.

Greg Fieth, Chief Financial Officer, will be present to answer questions.

**A RESOLUTION OF THE BOARD OF EDUCATION OF  
THE ST. VRAIN VALLEY SCHOOL DISTRICT RE-1J COMMITTING AND  
RESERVING FUNDS TO MEET FUTURE FINANCIAL OBLIGATIONS**

**WHEREAS**, Section 20 of Article X of the Colorado Constitution prohibits the creation of financial obligations without voter approval unless such obligations are met through an irrevocable pledge of existing funds which are currently unassigned within the District's reserves; and

**WHEREAS**, the District's General Fund will require committed funds in approximately the amount of \$977,000 with respect to meeting its obligations arising under Paragraph 6.4 under the Superintendent's Employment Agreement, which includes a one-time funding capped at \$119,000 for payments specified under Paragraph 5.2 under the Superintendent's Employment Agreement; and

**WHEREAS**, the District's Board of Education is willing to meet this future contingent financial obligation by irrevocably pledging a portion of its unassigned reserves in accordance with the provisions of Section 20 of Article X of the Colorado Constitution; and

**WHEREAS**, there is no tax increase or change in tax rate associated with this pledge of reserves;

**NOW, THEREFORE, BE IT RESOLVED BY THE BOARD OF EDUCATION OF THE ST. VRAIN VALLEY SCHOOL DISTRICT RE-1J THAT:**

1. Pursuant to Section 20 of Article X of the Colorado Constitution, \$977,000 of the District's current unassigned General Fund Reserves is hereby committed as the source of revenue to meet the District's multi-year financial obligations to adequately fund the financial commitments arising under paragraph 6.4 and 5.2 of the Superintendent's Employment Agreement through the end of its term of June 30, 2025.
2. Such commitment shall remain irrevocable by the Board of Education until such obligation expires.
3. This Resolution shall be effective immediately upon passage.
4. District staff is hereby directed to take such action as may be required to effectuate the intent and purpose of this Resolution.

Dated: June 23, 2021

**ST. VRAIN VALLEY SCHOOL DISTRICT RE-1J**

By \_\_\_\_\_  
Joie Siegrist, Board President

**ATTEST:**

\_\_\_\_\_  
John Ahrens, Board Secretary

## MEMORANDUM

DATE: June 23, 2021

TO: Board of Education

FROM: Dr. Don Haddad, Superintendent of Schools

SUBJECT: Approval of Recommendation to Hire Principal for Frederick High School  
Strategic Priority – Strong/Visionary Leadership

### RECOMMENDATION

That the Board of Education approve the recommendation to hire Dr. Russell Fox as Principal for Frederick High School, effective July 1, 2021.

### BACKGROUND

Dr. Fox graduated from the University of Colorado, Boulder, with a Bachelors degree in English Literature and Education. Dr. Fox continued his education at Colorado State University where he received his Masters degree in Curriculum and Instruction. In addition, Dr. Fox has received his Doctor of Education degree in Culturally Diverse Educational Leadership from the University of Colorado, Denver.

For the past 2 years, Dr. Fox has been the Assistant Principal at Frederick High School. From 2018 to 2019, Dr. Fox served as the Dean of Students for Coal Ridge Middle School. Prior to that, Dr. Fox served as an English Teacher, AP Coordinator, and AP Capstone Program Leader from 2011 to 2018. Dr. Fox has also served as a Specialist and After School Assistant Director at Friends Elementary School in Boulder and a Youth Corps Leader at Boulder County Parks and Open Space.

### SALARY

Annual salary will be according to schedule.

## MEMORANDUM

DATE: June 23, 2021

TO: Board of Education

FROM: Dr. Don Haddad, Superintendent of Schools

SUBJECT: Approval of Recommendation to Hire Principal for Mead High School  
Strategic Priority – Strong/Visionary Leadership

### RECOMMENDATION

That the Board of Education approve the recommendation to hire Dr. Brian Young as Principal for Mead High School, July 1, 2021.

### BACKGROUND

Dr. Young graduated from Southern Illinois University with a Bachelors degree in Biology. He continued his education at the University of Colorado, Denver, where he received his Masters degree in Educational Leadership. In addition, Dr. Young has received his Doctor of Education degree in Educational Leadership from the University of Northern Colorado.

Dr. Young has worked in the St. Valley School District for 20 years. For the past 5 years, Dr. Young has been the Principal at Frederick High School where he was a part of the climate and culture shift both within the school and the community which increased student open enrollments and decreased students leaving the feeder. From 2010 to 2016, Dr. Young was the Principal at Coal Ridge Middle School. Prior to that he served as the Assistant Principal at Sunset Middle School from 2005 to 2010. Before becoming an administrator, Dr. Young taught Science at Sunset Middle School from 2001 to 2005. Throughout his career, Dr. Young also coached wrestling, diving, and rugby.

### SALARY

Annual salary will be according to schedule.

## MEMORANDUM

DATE: June 23, 2021

TO: Board of Education

FROM: Dr. Don Haddad, Superintendent of Schools

SUBJECT: Approval of Recommendation to Hire Assistant Principal for Erie Middle School  
Strategic Priority – Strong/Visionary Leadership

### RECOMMENDATION

That the Board of Education approve the recommendation to hire Ms. Taryl Smith as Assistant Principal for Erie Middle School, effective July 1, 2021.

### BACKGROUND

Ms. Smith graduated from Nebraska Wesleyan University with a Bachelors degree in Spanish and English with a minor in Secondary Education. She continued her education at New Mexico State University where she received her Masters degree in Curriculum and Instruction with a specialization in TESOL. Ms. Smith also received her Principal Licensure from the University of Colorado, Denver.

For the past 2 years, Ms. Smith has been a Dean of Students at Fairview High School in Boulder Valley School District where she supervised school activities, was responsible for attendance and discipline for all students, and built home and school partnerships in support of student success. From 2018 to 2019, Ms. Smith was an ELD Teacher at Niwot High School. Prior to that, she was an ELD Teacher and a Spanish Teacher at Boulder High School from 2017 to 2018 and 2014 to 2016, respectively. Ms. Smith has also been an On-Site Coordinator for Adult Basic Education/GED Program and Middle School Teacher.

### SALARY

Annual salary will be according to schedule.

## MEMORANDUM

DATE: June 23, 2021

TO: Board of Education

FROM: Dr. Don Haddad, Superintendent of Schools

SUBJECT: Approval of Recommendation to Hire Assistant Principal for Frederick High School  
Strategic Priority – Strong/Visionary Leadership

### RECOMMENDATION

That the Board of Education approve the recommendation to hire Ms. Jennifer Santos as the Assistant Principal for Frederick High School, effective July 1, 2021.

### BACKGROUND

Ms. Santos graduated from the University of Northern Colorado with a Bachelors degree in Kinesiology/Physical Education. She continued her education at the University of Colorado, Boulder where she completed her Masters degree in Equity in Education for the Culturally Diverse. Ms. Santos also received her Administration degree in Educational Leadership from the University of Northern Colorado and is currently working towards her Doctor of Education.

For the past year, Ms. Santos has served as the Dean of Students for Frederick High School. From 2017 to 2020, Ms. Santos served as a Science Teacher at Frederick High School. Prior to that, she served as a Science Teacher at Berthoud High School in the Thompson School District. Ms. Santos has also served as a Science Teacher at Fort Lupton High School in Weld Re-8 School District.

### SALARY

Annual salary will be according to schedule.



## MEMORANDUM

DATE: June 23, 2021

TO: Board of Education

FROM: Dr. Don Haddad, Superintendent of Schools

SUBJECT: Approval of Change Order 3 to Lyons Middle/Senior High School  
Auditorium Addition & Renovation Project  
Strategic Priority – Portfolio of 21<sup>st</sup>-Century Instructional Focus Schools  
and Robust Co-Curricular Opportunities

RECOMMENDATION

That the Board of Education approve Change Order 3 for \$103,686 to the Lyons Middle/Senior High School Auditorium Addition & Renovation Project with Golden Triangle Construction Inc. for a total contract value of \$9,120,679. Further, that the Board authorize Brian Lamer, Assistant Superintendent of Operations, to sign contract documents and initiate scope changes in accordance with Board of Education policy.

BACKGROUND

This Change Order includes several irrigation modifications, structural corrections and the acceleration of slab on grade construction for the auditorium addition to stay on schedule, due to weather delays.

The budget for the project has been established at \$9,150,000 as part of the 2016 Bond program. This item is being brought forth to comply with Board policy FEH stating any items over \$99,999 must have Board approval.

Original Agreement Amount (a)	\$ 12,000.00
Previous change orders (b)	\$ 9,004,993.00
Current change order (c)	\$ 103,686.00
Total changes (previous + current) (d)	\$ 9,108,679.00
New contract amount (e)	\$ 9,120,679.00

## MEMORANDUM

DATE: June 23, 2021

TO: Board of Education

FROM: Dr. Don Haddad, Superintendent of Schools

SUBJECT: Approval of Change Order 2 to the General Construction Contract for the Chiller Replacement Project at Northridge Elementary  
Strategic Priority – Student and Staff Well-Being

RECOMMENDATION

That the Board of Education approve Change Order 2 for \$5,766 to the General Construction contract with Colorado Mechanical Systems, LLC for the Chiller Replacement Project at Northridge Elementary for an increased total contract value of \$187,732. Further, that the Board authorize Brian Lamer, Assistant Superintendent of Operations, to sign contract documents and initiate scope changes in accordance with Board of Education policy.

BACKGROUND

This Change Order includes changes to electrical components to accommodate new chiller equipment.

The budget for the project has been established at \$190,000 as part of the Capital Reserve fund. This item is being brought forth to comply with Board policy FEH stating any items over \$99,999 must have Board approval.

Original Agreement Amount (a)	\$ 176,000.00
Previous change orders (b)	\$ 5,966.00
Current change order (c)	\$ 5,766.00
Total changes (previous + current) (d)	\$ 11,732.00
New contract amount (e)	\$ 187,732.00

## MEMORANDUM

DATE: June 23, 2021

TO: Board of Education

FROM: Dr. Don Haddad, Superintendent of Schools

SUBJECT: Approval of Change Order 2 to the General Construction Contract for the Chiller Replacement Project at Longmont Estates Elementary  
Strategic Priority – Student and Staff Well-Being

RECOMMENDATION

That the Board of Education approve Change Order 2 for \$5,766 to the General Construction contract with Colorado Mechanical Systems, LLC for the Chiller Replacement Project at Longmont Estates Elementary, for an increased total contract value of \$188,532. Further, that the Board authorize Brian Lamer, Assistant Superintendent of Operations, to sign contract documents and initiate scope changes in accordance with Board of Education policy.

BACKGROUND

This Change Order includes changes to electrical components to accommodate new chiller equipment.

The budget for the project has been established at \$190,000 as part of the Capital Reserve fund. This item is being brought forth to comply with Board policy FEH stating any items over \$99,999 must have Board approval.

Original Agreement Amount (a)	\$ 176,800.00
Previous change orders (b)	\$ 5,966.00
Current change order (c)	\$ 5,766.00
Total changes (previous + current) (d)	\$ 11,732.00
New contract amount (e)	\$ 188,532.00

## MEMORANDUM

DATE: June 23, 2021

TO: Board of Education

FROM: Dr. Don Haddad, Superintendent of Schools

SUBJECT: Approval of Architect Selection for the Global Acceleration Campus Branding Project  
Strategic Priority – Portfolio of 21<sup>st</sup>-Century Instructional Focus Schools and Robust Co-Curricular Opportunities

RECOMMENDATION

That the Board of Education approve the execution of a formal agreement with DLR Group for a maximum amount of \$236,000 and an initial contract award of \$157,500, for the Global Acceleration Campus Branding Project at what is currently known as the Career Development Center Campus. Further, to authorize Brian Lamer, Assistant Superintendent of Operations, to sign contract documents and initiate scope changes up to the approved amounts in accordance with Board of Education policy.

BACKGROUND

On February 24, 2021, the Board approved the renaming of the campus at 1200 South Sunset Street to the Global Acceleration Campus. The intent of this project is to design and implement the new identity and branding for the Global Acceleration Campus, including the Career Elevation and Technology Center (CETC), New Meridian High School, and St. Vrain Virtual High School.

The architect review committee reviewed responses to RFQ 2017-037 “Architectural Services for District Projects.” DLR Group was selected as the most qualified for this project based on previous performance within the District and available capacity.

The total budget for this project has been established at \$1,500,000. Funding for the project is available from Capital Reserve funds. This item is being brought forth to comply with Board policy FEG stating any items over \$100,000 must have Board approval.

## MEMORANDUM

DATE: June 23, 2021

TO: Board of Education

FROM: Dr. Don Haddad, Superintendent of Schools

SUBJECT: Adoption of the Superintendent's Budget – All Funds, for Fiscal Year 2022  
Strategic Priority – Strong District Finances

RECOMMENDATION

That the Board of Education adopt the Superintendent's Budget – All Funds, for Fiscal Year 2022, by the Appropriation Resolution presented.

BACKGROUND

The Proposed Fiscal Year 2022 Budget was introduced to the Board of Education on May 26, 2021. On June 9th, Tony Whiteley, Executive Director of Budget and Finance, presented a brief overview of the Proposed Fiscal Year 2022 Budget, answered questions from Board members, and then the Board conducted a Public Hearing. This timing complies with all the rules and regulations of the State of Colorado.

The budget attached to the agenda continues to evolve and the updated version will be provided to the Board of Education prior to the meeting. Tony Whiteley will be available to answer any questions Board members may have prior to formal action on the Appropriation Resolution.



**St. Vrain Valley School District RE-1J**  
**Longmont, Colorado**

**Boulder, Broomfield, Larimer and Weld Counties**

# **SUPERINTENDENT'S ADOPTED BUDGET**

**2022 Fiscal Year**  
**July 1, 2021 - June 30, 2022**

May 26, 2021 (Introduction)  
June 9, 2021 (Public Hearing)

[www.svvsd.org](http://www.svvsd.org)

*“Our mission is to educate each student in a safe learning environment  
so that they may develop to their highest potential and become  
contributing citizens.”*

**St. Vrain Valley School District RE-1J • 395 South Pratt Parkway • Longmont • CO • 80501-6436**

**ST. VRAIN VALLEY SCHOOL DISTRICT RE-1J**  
**SUPERINTENDENT'S ADOPTED BUDGET**  
**For the Year Ending June 30, 2022**

**TABLE OF CONTENTS**

**Introduction**

Superintendent's Budget Message.....	4
Appropriation Resolution.....	6
Executive Budget Summary by Fund.....	7
Strategic Priorities Hierarchy.....	8
Board of Education.....	9
District Leadership Staff.....	10
Finance Department.....	11
Organizational Chart.....	12
District Schools and Programs.....	13
District Schools and Programs.....	14
District Map.....	18
Student Enrollment by School.....	19
Budget Information.....	21
Budget Development Process.....	23
Property Tax Funding.....	24

**Financial Section - General Fund**

Fund 10 - General Fund.....	26
Summary of General Fund Revenues and Expenditures.....	29
Summary of Revenues by Source and Expenditures by Activity.....	30
Summary of Revenues by Source and Expenditures by Object.....	31
Schedule of General Fund Revenues.....	32
Expenditures by Activity and Object.....	33
Expenditure Analysis by Activity.....	35
Expenditure Analysis by Object.....	36
Instructional Materials and Supplies.....	37
2008 and 2012 Mill Levy Override Summary.....	38
Total Program Funding.....	39
Charter School Allocations.....	40

**Financial Section - All Other Funds**

Fund 18 - Risk Management Fund.....	41
Fund 19 - Colorado Preschool Program Fund.....	43
Fund 21 - Nutrition Services Fund.....	44
Fund 22 - Governmental Designated Purpose Grants Fund.....	45
Fund 23 - Student Activities Special Revenue Fund.....	47
Fund 27 - Community Education Fund.....	50
Fund 29 - Fair Contributions Fund.....	52
Fund 31 - Bond Redemption Fund.....	53

**ST. VRAIN VALLEY SCHOOL DISTRICT RE-1J**  
**SUPERINTENDENT'S ADOPTED BUDGET**  
For the Year Ending June 30, 2022

**TABLE OF CONTENTS**

Fund 41 - Building Fund.....	57
Fund 43 - Capital Reserve Fund.....	58
Fund 65 - Self Insurance Fund.....	60
<b>Summary Budget Reports</b>	
Summary Budget Reports.....	61
Consolidated Budget Summary.....	62
Operating Funds.....	63
Other Funds.....	65
Uniform Consolidated Summary.....	66





## SUPERINTENDENT'S BUDGET MESSAGE

Date: May 26, 2021

TO: Board of Education and Citizens of the St. Vrain Valley School District

This St. Vrain Valley School District General Fund budget, together with the budgets for other funds for Fiscal Year 2022, is the current expenditure plan for all funds generated through local, state and federal sources, commencing July 1, 2021 and extending through June 30, 2022. This document includes financial, budgetary, and program information that we believe will provide the user with a better understanding of the District's operations. Financial negotiations with the St. Vrain Valley Education Association (SVVEA) are ongoing and have not yet been finalized. Therefore, the accompanying General Fund budget has been prepared with an initial conservative estimate for an increase in compensation.

The General Fund budget appropriation for 2021-22 is \$498,381,207, which includes appropriated expenditures of \$357,417,556 and fund balance of \$140,963,651.

The following summary provides appropriated expenditures by fund, including appropriated District reserves. Additional detailed information summarized by fund, operating activity, individual school, and department, as well as other pertinent information is included in the accompanying financial budget document.

	Appropriated Expenditures	Appropriated Surplus and Fund Balance	Total Appropriations (Total Resources)
<b>Operating Funds</b>			
General Fund	\$ 357,417,556	\$ 140,963,651	\$ 498,381,207
Capital Reserve Capital Projects Fund	9,752,752	4,197,277	13,950,029
Fair Contributions for Public School Sites Fund	2,025,000	8,618,505	10,643,505
Nutrition Services Fund	11,375,300	1,029,492	12,404,792
Governmental Designated Purpose Grant Fund	15,005,483	-	15,005,483
Risk Management Fund	4,774,543	7,488,567	12,263,110
Student Activities Special Revenue Fund	6,760,000	6,835,298	13,595,298
Self Insurance Fund	25,895,520	12,080,466	37,975,986
Sub-Total - General Student Population	433,006,154	181,213,256	614,219,410
Colorado Preschool Program Fund	1,524,341	625,234	2,149,575
Community Education Fund	4,537,277	2,385,575	6,922,852
<b>Sub-Total - Operating Funds</b>	<b>439,067,772</b>	<b>184,224,065</b>	<b>623,291,837</b>
<b>Other Funds</b>			
Bond Redemption Fund	57,686,846	83,670,142	141,356,988
Building Fund	65,000	32,865,874	32,930,874
<b>Grand Total</b>	<b>\$ 496,819,618</b>	<b>\$ 300,760,081</b>	<b>\$ 797,579,699</b>

The 2022 fiscal year budgets of the St. Vrain Valley School District will provide instructional and support services for a student body membership of approximately 32,000 students.

The program budgeting process is based primarily upon the Board-adopted Mission Statement, the District's Strategic Priorities and the goals set by the District's Board of Education.

All final revenues and expenditures are within current limitations established by Colorado Revised Statutes and the TABOR Amendment.

The annual budget development is a cooperative effort between the St. Vrain Valley District's Board of Education, staff, and community. We continue to appreciate the time and support provided by those contributing to the process, especially the Finance and Audit Committee. We invite further participation of anyone interested in helping provide a high quality education for our children.

Respectfully,

<signature on file>

Don Haddad, Ed.D.  
Superintendent of Schools



## APPROPRIATION RESOLUTION

Be it resolved by the Board of Education of St. Vrain Valley School District RE-1J in Boulder, Weld, and Larimer Counties and the City and County of Broomfield that it hereby appropriates the amounts shown in the following schedule to each fund for the ensuing fiscal year beginning July 1, 2021, and extending through June 30, 2022, and adopts the budgets related thereto.

Be it further resolved that the Board authorizes the use of a portion of beginning fund balance for the funds indicated in the following schedules, the use of which will not lead to an ongoing deficit in those funds.

	Appropriated Expenditures	Appropriated Surplus and Fund Balance	Total Appropriations (Total Resources)
<b>Operating Funds</b>			
General Fund	\$ 357,417,556	\$ 140,963,651	\$ 498,381,207
Capital Reserve Capital Projects Fund	9,752,752	4,197,277	13,950,029
Fair Contributions for Public School Sites Fund	2,025,000	8,618,505	10,643,505
Nutrition Services Fund	11,375,300	1,029,492	12,404,792
Governmental Designated Purpose Grant Fund	15,005,483	-	15,005,483
Risk Management Fund	4,774,543	7,488,567	12,263,110
Student Activities Special Revenue Fund	6,760,000	6,835,298	13,595,298
Self Insurance Fund	25,895,520	12,080,466	37,975,986
Sub-Total - General Student Population	433,006,154	181,213,256	614,219,410
Colorado Preschool Program Fund	1,524,341	625,234	2,149,575
Community Education Fund	4,537,277	2,385,575	6,922,852
<b>Sub-Total - Operating Funds</b>	<b>439,067,772</b>	<b>184,224,065</b>	<b>623,291,837</b>
<b>Other Funds</b>			
Bond Redemption Fund	57,686,846	83,670,142	141,356,988
Building Fund	65,000	32,865,874	32,930,874
<b>Grand Total</b>	<b>\$ 496,819,618</b>	<b>\$ 300,760,081</b>	<b>\$ 797,579,699</b>

Date of the adoption of the budgets June 23, 2021

Signature - President of the Board \_\_\_\_\_

## EXECUTIVE BUDGET SUMMARY BY FUND

While the appropriations resolution above represents the total resources available to the district, it does not reflect the current year spending plan. The following Executive Budget Summary by Fund presents a snapshot of the budgeted changes to fund balance for each fund based on the anticipated revenues and expenditures as contained within each of the individual fund budgets. Details on each fund budget can be found in the accompanying financial document.

## ST. VRAIN VALLEY SCHOOL DISTRICT RE-1J

## ADOPTED BUDGET SUMMARY BY FUND

FISCAL YEAR ENDING JUNE 30, 2022

Fund #	Fund	Proj. Beginning Fund Balance 7/1/21	Budgeted Revenues	Budgeted Expenditures	Surplus/ (Spend-Down)	Ending Fund Balance 6/30/22
10	General Fund	\$ 140,963,651	\$ 357,417,556	\$ 373,674,443	\$ (16,256,887)	\$ 124,706,764
18	Risk Management	7,488,567	4,774,543	6,774,543	(2,000,000)	5,488,567
19	Colorado Preschool Program	585,243	1,564,332	1,524,341	39,991	625,234
21	Nutrition Services	1,029,492	11,375,300	11,506,000	(130,700)	898,792
22	Designated Grants	-	15,005,483	15,005,483	-	-
23	Student Activities Special Rev.	6,675,298	6,920,000	6,760,000	160,000	6,835,298
27	Community Education	2,385,575	4,537,277	4,768,128	(230,851)	2,154,724
29	Fair Contributions	8,525,505	2,118,000	2,025,000	93,000	8,618,505
31	Bond Redemption	72,447,476	68,909,512	57,686,846	11,222,666	83,670,142
41	Building Fund	32,865,874	65,000	30,130,874	(30,065,874)	2,800,000
43	Capital Reserve	4,197,277	9,752,752	12,500,156	(2,747,404)	1,449,873
65	Self Insurance	12,080,466	25,895,520	29,164,666	(3,269,146)	8,811,320
<b>Total</b>		<b>\$ 289,244,424</b>	<b>\$ 508,335,275</b>	<b>\$ 551,520,480</b>	<b>\$ (43,185,205)</b>	<b>\$ 246,059,219</b>



## STRATEGIC PRIORITIES HIERARCHY

### STRATEGIC PRIORITIES FOR STUDENT ACHIEVEMENT AND SUCCESS



## BOARD OF EDUCATION



**Joie Siegrist, President**

District A  
2012 - 2023



**Karen Ragland, Treasurer and  
Assistant Secretary**

District B  
2017 - 2021



**Jim Berthold, Member**

District C  
2013 - 2021



**John Ahrens, Secretary**

District D  
2013 - 2021



**Richard Martyr, Member**

District E  
2015 - 2023



**Paula Peairs, Vice President**

District F  
2013 - 2021



**Chico Garcia, Member**

District G  
2019 - 2023



**DISTRICT LEADERSHIP**

**Don Haddad, Ed.D.**  
Superintendent of Schools

**Superintendent's Cabinet**

**Jackie Kapushion, Ed.D.**  
Deputy Superintendent  
and Area 1



**Mark Mills**  
Assistant Superintendent  
Area 2



**Dina Perfetti-Deany**  
Assistant Superintendent  
Area 3



**Bryan Krause**  
Assistant Superintendent  
Area 4



**Greg Fieth**  
Chief Financial Officer



**Brian Lamer**  
Assistant Superintendent of Operations



**Michelle Bourgeois**  
Chief Technology Officer



**Todd Fukai**  
Assistant Superintendent  
of Human Resources



**Johnny Terrell**  
Assistant Superintendent  
of Student Services



**Kerri McDermid**  
Chief Communications  
and Global Impact Officer



**Diane Lauer, Ed.D.**  
Assistant Superintendent of Priority  
Programs and Academic Support



**Patty Quinones**  
Assistant Superintendent  
of Innovation



**Kahle Charles**  
Assistant Superintendent  
of Assessment and Curriculum

## FINANCIAL SERVICES DEPARTMENT

The budget office is part of the district's Financial Services Department, led by Greg Fieth, Chief Financial Officer. The focus of the department is to maximize the effective use of District assets towards improving student achievement and well-being.

The Financial Services Department is responsible for the following operations:

- Develop, implement and monitor the District's annual budget
- Provide internal controls and safeguards of all District assets
- Maintain complete and accurate records of all financial transactions
- Prepare financial reports, including the District's Comprehensive Annual Financial Report
- Account for the receipt and disbursement of all District Funds
- Manage the District's daily cash flow and investment portfolio
- Prepare account payable checks and administer purchasing card program
- Manage the District's payroll functions
- Maintain controls with tax-sheltered retirement plan providers and monitor to assure compliance
- Train and support District staff to assure compliance with all financial policies and procedures
- Maintain contracts with each of the District charter schools and provide support to ensure compliance with State and District requirements
- Provide Training to District parent/teacher organizations

### Budget Personnel



**Tony Whiteley, CPA**

Executive Director of Budget and Finance

whiteley\_anthony@svvsd.org



**Sandy Tams**

Budget and Finance Analyst

tams\_sandra@svvsd.org

### Financial Services Department

395 S. Pratt Parkway

Longmont, CO 80501

Phone: 303-682-7203 Fax: 303-682-7343



St. Vrain Valley School's Community

St. Vrain Valley School's  
Administrative Organizational Chart

Board of Education

Superintendent

Deputy  
Superintendent  
Frederick Area  
Schools

Chief  
Financial  
Officer

Executive  
Director  
Legal/  
Governmental  
Affairs/P-TECH

Assistant  
Superintendent  
Priority  
Programing &  
Academic Support  
PK-12

Chief  
Technology  
Officer

Assistant  
Superintendent  
Assessment/  
Curriculum/  
Instruction PK-12

Area 2 Assistant  
Superintendent  
PK-12  
Longmont/Niwot  
Area Schools

Area 3 Assistant  
Superintendent  
PK-12  
Silver Creek/  
Skyline Area  
Schools

Area 4 Assistant  
Superintendent  
PK-12  
Eric/Mead/Lyons  
Area Schools

Assistant  
Superintendent  
of Innovation  
Programs

Assistant  
Superintendent  
Human  
Resources

Executive  
Director  
Athletics/  
Activities  
/Fine Arts

Assistant  
Superintendent  
of Operations

Chief  
Communications  
& Global Impact  
Officer

Executive  
Director  
Budget &  
Finance

Purchasing  
Director

Executive  
Director  
Student  
Services  
PK-12

Executive  
Director  
Special  
Education  
PK-12

Executive  
Director  
Data &  
Analytics

Director of  
Learning  
Technology

Executive  
Director  
Assessment  
PK-12

Director of  
Programming

Executive  
Director of  
Human  
Resources

Executive  
Director of  
Human  
Resources

Executive  
Director of  
Human  
Resources

Executive  
Director of  
Human  
Resources

Executive  
Director of  
Construction &  
Maintenance

Executive  
Director of  
Security/  
Emergency  
Mgmt

Director of  
Nutrition  
Services

Director of  
Planning

Director of  
Transportation

Adopted: February 5, 1993  
Revised to conform with practice June 8, 1994 Revised:  
October 26, 1994  
Revised: September 24, 2003  
Revised: September 28, 2005  
Revised: August 9, 2006  
Revised: May 6, 2009  
Revised: October 14, 2009  
Revised: September 8, 2010  
Revised: November 12, 2014  
Revised: October 28, 2015  
Revised: January 27, 2016  
Revised: September 28, 2016  
Revised: October 11, 2017  
Revised: September 26, 2018  
Revised: September 25, 2019  
Revised: September 23, 2020

Statement of Purpose

The leadership structure of the St. Vrain Valley School District represents a systems approach to student, teacher and staff achievement and well-being. This structure is designed to provide for the organizational performance and optimize resources dedicated to the alignment of standards, curriculum, instruction and assessment, as well as professional development, communications, and student relationships with business and industry, post-secondary institutions, parents and other stakeholders.

## DISTRICT SCHOOLS AND PROGRAMS

The St. Vrain Valley School District is projected to serve 31,672 PreK-12 students in 55 schools spread out over 411 square miles. These schools include 1 Preschool, 25 Elementary Schools, 3 K-8 schools, 8 Middle Schools, 1 Middle/Senior High School, 7 Traditional High Schools, 1 Alternative High School, 2 Online Schools, 1 Homeschool Enrichment School and 6 Charter Schools.

The district has 3 centers that serve students in specialized programs while the students also attend their neighborhood schools. These are the Career Elevation and Technology Center, the Innovation Center and Main Street School.

In addition to PreK-12 education, St. Vrain Valley School District provides many opportunities for students to obtain post-secondary education through programs such as Concurrent Enrollment at area colleges and universities, AP Classes and Industry Certifications.



St. Vrain Valley Schools Innovation Center

## DISTRICT SCHOOLS AND PROGRAMS

### Erie Feeder

The Erie feeder system covers the Town of Erie and its surround area, mostly in Weld County.

- Black Rock Elementary
- Erie Elementary
- Grand View Elementary
- Highlands Elementary
- Red Hawk Elementary
- Soaring Heights PK-8
- Erie Middle
- Erie High

### Frederick Feeder

The Frederick High feeder system covers the towns of Firestone, Frederick, and Dacono in Weld County and their surrounding areas.

- SPARK! Discovery Preschool
- Centennial Elementary
- Legacy Elementary
- Prairie Ridge Elementary
- Thunder Valley K-8
- Coal Ridge Middle
- Frederick High

### Longmont Feeder

The Longmont High feeder system covers Northwest Longmont, the town of Hygiene and areas to the North of the towns, all in Boulder County.

- Central Elementary
- Hygiene Elementary
- Mountain View Elementary
- Northridge Elementary
- Sanborn Elementary
- Longs Peak Middle
- Westview Middle
- Longmont High

### Lyons Feeder

The Lyons feeder system covers the town of Lyons and the surrounding area in Boulder County and extends to the north into Larimer County.

- Lyons Elementary
- Lyons Middle/Senior High

### Mead Feeder

The Mead High feeder system covers the town of Mead and the surrounding area in Weld County as well as the northeast corner of Boulder County.

- Mead Elementary
- Mead Middle
- Mead High

## DISTRICT SCHOOLS AND PROGRAMS

### Niwot Feeder

The Niwot High feeder system covers south Longmont, the town of Niwot and the surrounding area primarily in Boulder County.

- Burlington Elementary
- Indian Peaks Elementary
- Niwot Elementary
- Sunset Middle
- Niwot High

### Silver Creek Feeder

The Silver Creek High feeder system covers southwest Longmont, and the area to the southwest of town in Boulder County.

- Blue Mountain Elementary
- Eagle Crest Elementary
- Longmont Estates Elementary
- Altona Middle
- Silver Creek High

### Skyline Feeder

The Skyline High feeder system generally covers Eastern Longmont in Boulder County.

- Alpine Elementary
- Columbine Elementary
- Fall River Elementary
- Rocky Mountain Elementary
- Timberline PK-8 School
- Trail Ridge Middle
- Skyline High

### Charter Schools

Charter schools are semi-autonomous schools operating under the oversight of the district.

- Aspen Ridge Preparatory School
- Carbon Valley Academy
- Firestone Charter Academy
- Flagstaff Academy
- St. Vrain Community Montessori School
- Twin Peaks Charter Academy

### Apex Homeschool Program

The Apex Homeschool Program provides classes to supplement and support the education that students receive from their parents at home. The program is located in Longmont and serves K-12 students from throughout the district.

### New Meridian High School

New Meridian High School (formerly Old Columbine High School), an alternative High School that serves high school students from throughout the district, is located at our Global Acceleration Campus. New Meridian is a small structured school that allows student to earn credits on a quarterly basis and provides additional opportunities for developing the social skills needed to positively contribute to the community.

## DISTRICT SCHOOLS AND PROGRAMS

### St. Vrain Virtual High School

St. Vrain Virtual High School (formerly St. Vrain Online Global Academy) serves 9-12 graders throughout the district. The program allows students the flexibility of completing their coursework at the time of their choice while having the benefit of local teachers in classrooms located at the Global Acceleration Campus to provide additional support and assistance.

### St. Vrain LaunchED Virtual Academy

LaunchED was established in 2020 as an online instructional program to provide an option for students with health concerns or other special circumstances that prevented them from attending school in person. In FY22, LaunchED will become a fully-accredited online school available to all district students from grades K-12. The online classes are taught by St. Vrain Valley School District staff, utilizing District curriculum and incorporating a variety of high-quality academic and curricular resources. LaunchED classes align with Colorado Academic Standards and District expectations for each grade level K-12.

### Innovation Center

The Innovation Center (IC) is in Longmont and serves high school students from throughout the district in programs that provide experiential opportunities that focus on designing and engineering technology solutions for industry and community partners. The Innovation Center was created to provide professional STEM experiences through industry partnerships and paid work for students. In addition to multiple programs for obtaining post secondary credit, IC offers the following programs and certifications:

- Aeronautics
- Bioscience
- Entrepreneurship
- IC Studios
- Independent Study
- Innovation Technologies
- Robotics and Computer Science
- Capstone and College Credit Opportunities
- Teaching (P-TEACH)
  
- \* Apple Certified Technician
- \* Intro to Cybersecurity - Microsoft Security Fundamentals
- \* CompTIA A+ Software Certification
- \* CompTIA A+ Hardware Certification
- \* TriCastor Operator Certification
- \* UAS Pilot Certification

## DISTRICT SCHOOLS AND PROGRAMS

### Main Street School

Main Street School in Longmont provides Special Education services to K-12 students from schools throughout the district in a collaborative learning community dedicated to fostering self-advocacy and independence. Enrollment and placement at Main Street School is done through the special education IEP (Individualized Education Program) process.

Life Skills Alternative Cooperative Education Services (LSACE) at Main Street School provides post secondary transition services for students 18-21 years of age who have completed their high school credits and have socially graduated. The program focuses on building independent living skills, career/employment skills, community based education and functional academics.

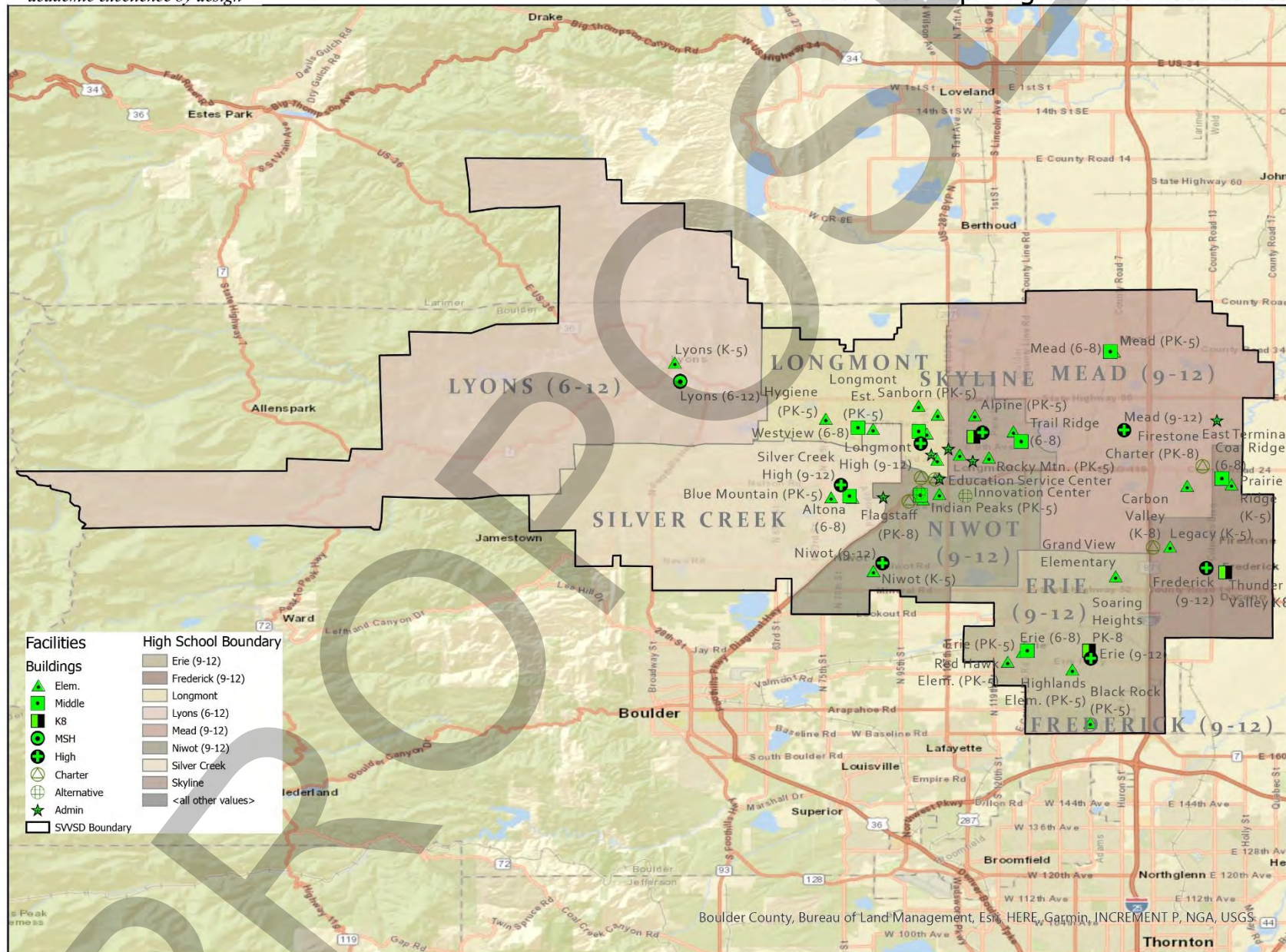
### Career Elevation and Technology Center

The Career Elevation and Technology Center (CETC) is one of eight Career and Technical Education centers in the state of Colorado. It is located in Longmont at our Global Acceleration Campus, but serves high schools students from throughout the district. CETC offers classes that provide real-world, hands-on experiences in pathways that are high-wage, high-growth, high demand and with a post-secondary trajectory.

CETC offers the following programs.

- \* Agriscience
- \* Automotive Technology
- \* Engineering Technology & Machining
- \* Health Sciences
- \* Interactive Media Technology
- \* Internships
- \* Manufacturing Technology
- \* Prostart and Culinary Arts
- \* Welding and Fabrication





## STUDENT ENROLLMENT BY SCHOOL

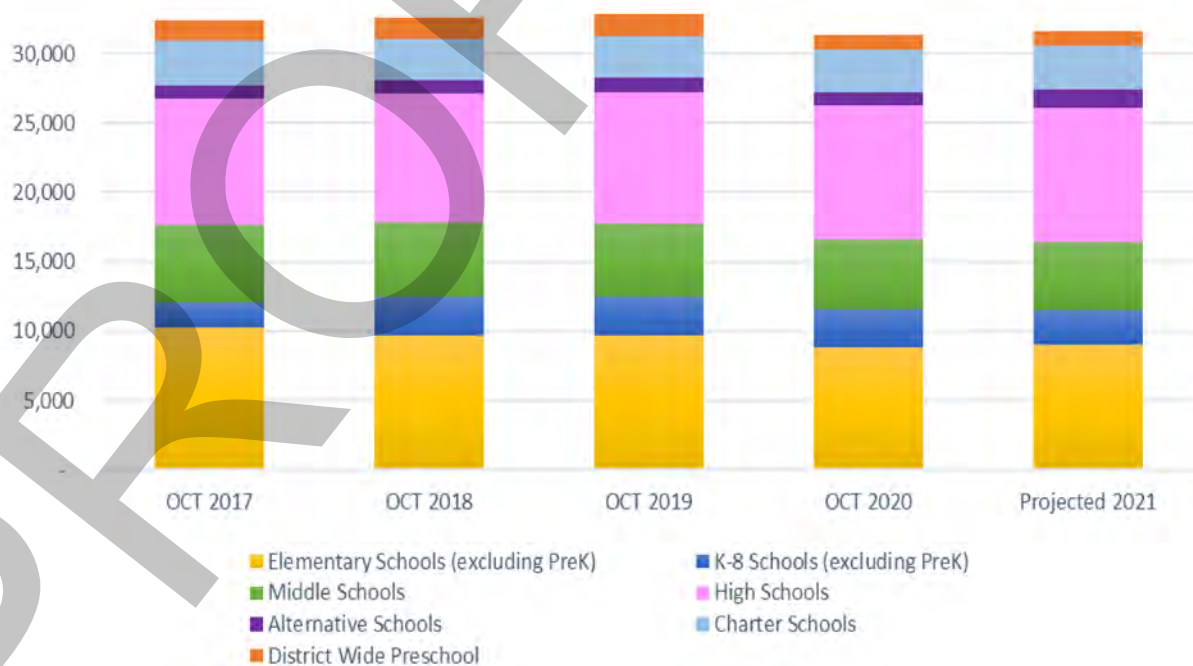
	OCT 2017	OCT 2018	OCT 2019	OCT 2020	Projected 2021
<b><u>Elementary Schools (excluding PreK)</u></b>					
Alpine Elementary	477	460	417	361	341
Black Rock Elementary	735	537	539	518	523
Blue Mountain Elementary	529	544	585	522	505
Burlington Elementary	394	389	369	311	298
Centennial Elementary	667	584	529	489	470
Central Elementary	348	348	346	282	276
Columbine Elementary	287	278	259	240	237
Eagle Crest Elementary	558	557	544	457	425
Erie Elementary	496	306	302	299	310
Fall River Elementary	518	510	483	462	458
Grand View Elementary	-	241	325	340	375
Highlands Elementary	-	-	-	-	286
Hygiene Elementary	278	293	308	289	300
Indian Peaks Elementary	274	285	282	263	253
Legacy Elementary	623	528	528	456	430
Longmont Estates Elementary	323	319	317	284	276
Lyons Elementary	316	316	288	244	240
Mead Elementary	533	563	603	537	546
Mountain View Elementary	274	259	255	236	245
Niwot Elementary	407	400	419	378	382
Northridge Elementary	334	291	289	251	252
Prairie Ridge Elementary	473	437	454	436	439
Red Hawk Elementary	682	553	544	547	550
Rocky Mountain Elementary	353	343	344	325	327
Sanborn Elementary	383	360	333	291	275
<b>Elementary Schools Total</b>	<b>10,262</b>	<b>9,701</b>	<b>9,662</b>	<b>8,818</b>	<b>9,019</b>
<b><u>K-8 Schools (excluding PreK)</u></b>					
Soaring Heights PK-8	-	1,000	1,126	1,187	945
Thunder Valley K-8	871	873	851	782	765
Timberline PK-8	929	918	850	788	764
<b>K-8 Schools Total</b>	<b>1,800</b>	<b>2,791</b>	<b>2,827</b>	<b>2,757</b>	<b>2,474</b>
<b><u>Middle Schools</u></b>					
Altona Middle	803	826	830	794	774
Coal Ridge Middle	781	807	823	816	795
Erie Middle	1,063	801	826	790	786
Longs Peak Middle	452	460	458	426	405
Mead Middle	480	495	478	489	491
Sunset Middle	522	482	453	430	419
Trail Ridge Middle	701	711	680	609	589
Westview Middle	755	740	713	706	673
<b>Middle Schools Total</b>	<b>5,557</b>	<b>5,322</b>	<b>5,261</b>	<b>5,060</b>	<b>4,932</b>
<b><u>High Schools</u></b>					
Erie High	1,161	1,349	1,467	1,609	1,692
Frederick High	1,020	1,076	1,181	1,213	1,239
Longmont High	1,299	1,307	1,261	1,265	1,258
Lyons Middle Senior	417	398	397	398	395
Mead High	1,115	1,124	1,147	1,086	1,083
Niwot High	1,221	1,178	1,177	1,200	1,206



## STUDENT ENROLLMENT BY SCHOOL

	OCT 2017	OCT 2018	OCT 2019	OCT 2020	Projected 2021
Silver Creek High	1,371	1,414	1,349	1,301	1,300
Skyline High	1,480	1,472	1,482	1,520	1,512
<b>High Schools Total</b>	<b>9,084</b>	<b>9,318</b>	<b>9,461</b>	<b>9,592</b>	<b>9,685</b>
<b>Traditional School Total</b>	<b>26,703</b>	<b>27,132</b>	<b>27,211</b>	<b>26,227</b>	<b>26,110</b>
<b>Alternative Schools</b>					
Apex Homeschool	798	724	804	784	781
LaunchEd Academy	-	-	-	-	313
New Meridian High School	130	113	114	111	107
St Vrain Virtual High School	101	108	128	107	104
<b>Alternative Schools Total</b>	<b>1,029</b>	<b>945</b>	<b>1,046</b>	<b>1,002</b>	<b>1,305</b>
<b>Charter Schools</b>					
Aspen Ridge Preparatory School	481	402	439	482	492
Carbon Valley Academy	226	204	198	193	205
Flagstaff Academy	868	868	874	786	786
Imagine Charter School at Firestone	534	564	579	611	615
St Vrain Community Montessori School	233	227	219	223	237
Twin Peaks Charter Academy	896	758	729	808	822
<b>Charter Schools Total</b>	<b>3,238</b>	<b>3,023</b>	<b>3,038</b>	<b>3,103</b>	<b>3,157</b>
<b>District Total without PreK</b>	<b>30,970</b>	<b>31,100</b>	<b>31,295</b>	<b>30,332</b>	<b>30,572</b>
District Wide Preschool	1,451	1,539	1,560	980	1,100
<b>Total with PreK</b>	<b>32,421</b>	<b>32,639</b>	<b>32,855</b>	<b>31,312</b>	<b>31,672</b>
Percent Change		0.67 %	0.66 %	(4.70)%	1.15 %

## October Count Student Enrollment



## BUDGET INFORMATION

The Superintendent's Budget is the District's annual operating budget. The following information is intended to provide a general understanding of the budget process and resulting budget document.

### Fund Accounting

The District uses funds to report its financial position and results of operations. Fund accounting is designed to demonstrate legal compliance and to aid financial management by segregating transactions related to certain government functions or activities. A fund is a separate accounting entity with a balanced set of accounts.

Funds are classified into three categories: governmental, proprietary, and fiduciary. Each category, in turn, is divided into separate "fund types".

Governmental funds are used to account for all or most of a government's general activities, including the collection and disbursement of earmarked funds (special revenue funds), the acquisition, construction or remodeling of major capital facilities (capital projects funds), and the servicing of long-term debt (debt service funds). The District's major governmental funds are the General Fund (including the CPP and Risk Management Funds as subfunds), Bond Redemption Fund, and the Building Fund:

*General Fund* – The General Fund is the District's general operating fund and is used to account for all financial transactions except those required to be accounted for in another fund. Major revenue sources include local property taxes, specific ownership taxes, and State of Colorado equalization funding, as determined by the School Finance Act of 1994, as amended.

Expenditures include all costs associated with the daily operation of the schools, except for programs funded by grants from federal and state governments, school construction, certain capital outlay expenditures, debt service, food service operations, extracurricular athletic and other pupil activities, and insurance transactions.

*Colorado Preschool Program Fund* – This fund is reported as a sub-fund of the General Fund. Monies allocated to this fund from the General Fund are used to pay the costs of providing preschool services directly to qualified at-risk children enrolled in the District's preschool program pursuant to C.R.S. 22-28-102.

*Risk Management Fund* – This fund is also a sub-fund of the General Fund. Monies allocated to this fund from the General Fund are used to account for the payment of loss or damage to the property of the District, workers' compensation, property and liability claims, insurance premiums, and the payment of related administration expenses.

*Debt Service Fund* – The District has one debt service fund, the Bond Redemption Fund. This fund is used to account for the accumulation of resources for, and the payment of, long-term debt principal, interest, and related costs. The fund's primary revenue source is local property taxes levied specifically for debt service.

*Capital Projects Funds* – The District has two capital projects funds, the Building Fund (major) and the Capital Reserve Capital Projects Fund (non-major). The *Building Fund* accounts for the proceeds of bond sales and expenditures for capital outlay for land, buildings, improvements of grounds, construction of buildings, additions or remodeling of buildings or initial, additional and replacement equipment. The *Capital Reserve Capital Projects Fund* is used to account for revenue allocations from the General Fund and other revenues allocated to or earned in this fund, and the expenditures for the ongoing capital needs of the District, such as acquisition of land, building additions and improvements, and major equipment purchases.

The other “non-major” governmental funds of the District are Special Revenue Funds – These funds account for revenues derived from earmarked revenue sources, federal and state grants, charges for food service, charges for supporting educational services, and tuition. The “non-major” Special Revenue Funds consist of the *Nutrition Services Fund*, *Governmental Designated Purpose Grants Fund*, *Community Education Fund*, *Fair Contributions Fund*, and *Student Activities Special Revenue Fund*.

Proprietary Funds focus on the determination of the changes in net assets, financial position, and cash flows and are classified as either enterprise or internal service. The District’s only internal service fund is the *Self Insurance Fund* which accounts for the financial transactions related to the District’s self-funded dental and medical insurance plans.

Fiduciary Funds – Fiduciary fund reporting focuses on net assets and changes in net assets. The fiduciary fund category is split into four classifications: pension trust funds, investment trust funds, private-purpose trust funds, and agency funds. Trust funds are used to account for assets held by the District under a trust agreement for individuals, private organizations, or other governments and are therefore not available to support the District’s own programs. Agency funds are custodial in nature (assets equal liabilities) and do not involve measurement of results of operations. The District does not have any fiduciary funds.

## BUDGET DEVELOPMENT PROCESS

Month	Activity
December	<p>The Finance Department, Human Resources and Area Assistant Superintendents collaborate to develop the formulas and ratios that will be used in the following fiscal year to allocate staffing resources to individual schools based on criteria such as enrollment count and number of student that qualify for free and reduced meals.</p> <p>Long-term budget projections are updated by the Budget Director.</p>
January	The Board of Education reviews the long-term budget overview and accountability needs and sets District focus, goals, and priorities for the next fiscal year.
February	<p>The Planning Department provides the District with enrollment projections and staffing plans for each of the schools are developed using the established staffing guidelines.</p> <p>Individual schools and departments submit discretionary budget requests for the upcoming fiscal year.</p>
March	Requests for additional staffing and discretionary budget needs are presented to the Superintendent's Cabinet for approval.
May	<p>The proposed budget is presented to the Board of Education and posted to the District website.</p> <p>The public comment period begins, and extends through the public hearing in June.</p>
June	<p>The District conducts a public hearing on the proposed budget.</p> <p>The proposed budget is approved by the Board of Education.</p>
Aug/Sept	Staffing adjustments are made to accommodate actual enrollment and needs of schools and information is provided to the Budget Director for inclusion in the amended budget.
October	Updated health insurance election information is presented to the Finance Department.
December	<p>Mill Levies are certified by the Board of Education for the following tax year.</p> <p>Budget amendments are prepared.</p>
January	<p>The amended budget is reviewed by Cabinet.</p> <p>The amended budget is approved by the Board of Education.</p>

## Property Tax Funding

Approximately 44.0% of the District's General Fund revenue comes from local property taxes (including mill levy overrides), amounting to about \$157.2 million. Property taxes also fund the repayment of the District's general obligation debt through the Debt Service Fund, amounting to \$68.3 million in FY22.

The amount of property tax owed by a taxpayer for the school district is based on the property's assessed valuation multiplied by the district's mill levy of 56.542, and then divided by one thousand (one mill is equal to one dollar per \$1,000 of assessed value). The assessed value of a property is determined by multiplying its market value by the assessment rate, which is 29% for commercial properties, and 7.15% for residential properties. For example, to find the annual property tax owed for a home with a market value of \$350,000:

<b>Market Value</b>	×	<b>Assessment Rate</b>	×	<b>Mill Levy</b>	/	<b>1,000</b>	=	<b>Annual Property Tax</b>
\$ 350,000	×	7.15%	×	56.542	/	1,000	=	\$ 1,414.96

The District's total mill levy actually comprises four different levies. The General Fund Levy (24.995 mills) is the portion of Total Program Revenue that is set by the State and detailed on page 39. The Abatement Levy (0.407 mills) provides funding for previously assessed taxes that were abated or refunded by the county and were not received by the district in a prior tax year. The Mill Levy Overrides (13.590 mills) are voter-approved levies for operating expenses related to specific purposes, listed on page 38. Finally, the Debt Service Levy (17.550 mills) provides funding to pay the principal and interest payments on voter-approved general obligation bonds used to fund capital construction projects such as new schools and improvements to existing schools.

The table below shows the history of St. Vrain's property tax mill levies for the past 10 years:

### ST. VRAIN VALLEY SCHOOL DISTRICT RE-1J SUMMARY OF PROPERTY TAX LEVIES CALENDAR YEARS 2011 - 2020

	2011	2012	2013	2014	2015	2016	2017	2018	2019	2020
General Fund Levy	24.995	24.995	24.995	24.995	24.995	24.995	24.995	24.995	24.995	24.995
Abatement Levy	0.159	0.311	0.294	0.288	0.502	0.810	0.259	0.250	1.424	0.407
Mill Levy Override	7.320	13.394	13.590	13.590	13.590	13.590	13.590	13.590	13.590	13.590
<b>General Operating Subtotal</b>	<b>32.474</b>	<b>38.700</b>	<b>38.879</b>	<b>38.873</b>	<b>39.087</b>	<b>39.395</b>	<b>38.844</b>	<b>38.835</b>	<b>40.009</b>	<b>38.992</b>
Debt Service Levy	15.140	14.800	14.800	14.800	14.800	17.550	17.550	17.550	17.550	17.550
<b>Total</b>	<b>47.614</b>	<b>53.500</b>	<b>53.679</b>	<b>53.673</b>	<b>53.887</b>	<b>56.945</b>	<b>56.394</b>	<b>56.385</b>	<b>57.559</b>	<b>56.542</b>

### SUMMARY OF NET ASSESSED VALUE BY COUNTY

	2011	2012	2013	2014	2015	2016	2017	2018	2019	2020
Boulder County (less TIF District)	\$ 1,482,312,074	\$ 1,486,058,110	\$ 1,494,900,217	\$ 1,513,034,671	\$ 1,736,453,293	\$ 1,738,703,615	\$ 1,975,592,867	\$ 1,990,460,116	\$ 2,226,037,325	\$ 2,231,864,438
Weld County	841,922,620	931,653,960	906,931,162	859,911,270	1,155,572,170	1,234,100,985	1,239,011,575	1,432,932,917	1,933,877,292	1,848,463,092
Larimer County	11,018,640	11,102,180	10,633,900	10,476,070	12,076,858	12,076,494	13,152,385	13,157,618	14,011,716	14,181,258
Broomfield County	3,270,082	7,774,007	7,881,418	5,539,040	4,237,641	1,840,701	2,204,822	3,500,184	2,372,908	2,627,929
<b>Total Assessed Value</b>	<b>\$ 2,338,523,416</b>	<b>\$ 2,436,588,257</b>	<b>\$ 2,420,346,697</b>	<b>\$ 2,388,961,051</b>	<b>\$ 2,908,339,962</b>	<b>\$ 2,986,721,795</b>	<b>\$ 3,229,961,649</b>	<b>\$ 3,440,050,835</b>	<b>\$ 4,176,299,241</b>	<b>\$ 4,097,136,717</b>

(PAGE INTENTIONALLY LEFT BLANK)

## FUND 10 - GENERAL FUND

The General Fund is a governmental fund which includes the revenues and expenditures for the general operations of the District. The expenditures for the school and departmental operations are primarily budgeted and accounted for in the General Fund. The total budgeted revenues in the General Fund are \$357,417,556. The total budgeted expenditures in the General Fund are \$373,674,443. Therefore, the General Fund fund balance is budgeted to decrease by \$16,256,887 in Fiscal Year 2022. Fund balance reserves of \$140,963,651 are also appropriated in the General Fund. A portion of the reserve appropriation includes \$7,653,000 for contingency reserve as required by Board policy, and \$11,479,000 for constitutionally-required TABOR reserves. The total General Fund budget appropriation for the year ending June 30, 2022 is \$498,381,207.

### Fund 10 Appropriation

(\$ In Millions)





## Budget Development Assumptions

1. 2022 Fiscal Year Budget  
This budget for the school year July 1, 2021 - June 30, 2022 (FY22) is presented based on the Colorado Public Schools Finance Act of 1994, as amended.
2. Pupil Membership  
This budget is based upon a PK-12 student headcount of 31,672.
3. Funded Pupil Count  
Pupil Membership is the estimated number of PK-12 students attending SVVSD per count projections. Funded pupil count (FPC) is based on whether those students are funded at full-time, half-time, or may be tuition-based preschool students for which the district does not receive additional funding. The FPC for this budget is 30,574.0, a decrease of 162.7 (0.53%) below FY21.
4. Instructional Supplies and Materials  
District policy requires the budget include \$250 per student for instructional supplies, books, field trips and capital outlay. The required minimum instructional supplies and materials budget is \$6,854,250. This is based on 27,417.0 FPC (FPC net of charter schools).
5. Capital Reserve/Risk Management  
District policy requires direct allocation of funding to the Capital Reserve Fund and Risk Management Fund in the amount of at least \$395 per student for FY22. A total of \$14,419,895 is included in FY22. This includes \$4,745,743 to the Risk Management Fund, and \$9,599,497 to the Capital Reserve Fund. The remaining \$74,655 is allocated to the Capital Reserve Fund from the CPP Fund.
6. State Equalization Program  
Based on anticipated appropriation from the Colorado State Budget, the District is expecting \$8,670.30 as per pupil revenue (PPR) for FY22. PPR was \$7,948.40 for FY21.
7. Mill Levy Override  
The voters of the District passed mill levy overrides in November of 2008 and 2012, both of which provide additional funds for a variety of items as defined within the ballot questions. As required, accounting for the MLO funds is incorporated within the General Fund totals. Additional details regarding planned expenditures are included in the tables below.
8. Charter Schools  
The District's allocations to the charter schools are detailed on page 40.
9. Contingency Reserve  
For FY22, a 2.0% Board-established contingency reserve is calculated on seven operating funds and is maintained entirely within the budget of the General Fund.
10. TABOR Emergency Reserve  
The TABOR Reserve is funded as required per Article X of the State Constitution (TABOR Amendment) and is held in cash and investments in the General Fund.



## Budget Development Assumptions

11. School Allocations

Schools are allocated a supplies and materials budget based on student enrollment. Staffing is allocated based on student-teacher ratios, focus programs, and individual school needs. Schools are not allowed to carry over unexpended General Fund budgets from year-to-year unless identified for a specific purpose and explicitly authorized.

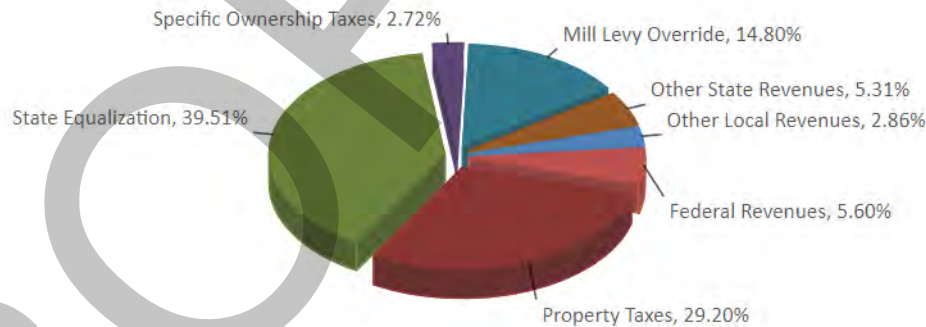
12. Salaries and Benefits

Salaries expense includes an average increase of 1.85%, and funding for education advancement on the salary schedule. Benefits expense includes the additional PERA funding required and net increase in health and dental insurance premiums. This is the case for each fund that pays salaries and benefits.

**ST. VRAIN VALLEY SCHOOL DISTRICT RE-1J**  
**SUMMARY OF GENERAL FUND REVENUES AND EXPENDITURES**  
**FISCAL YEARS ENDING 2020 - 2022**

	Actual 6/30/20	Adopted Budget 6/30/21	Amended Budget 6/30/21	Projected Actual 6/30/21	Adopted Budget 6/30/22
<b>Sources of Revenues</b>					
Local Revenues	\$ 193,374,322	\$ 188,010,923	\$ 180,616,623	\$ 177,799,655	\$ 177,226,795
State Revenues	170,887,843	151,410,091	144,573,455	149,182,059	176,174,259
Federal Revenues	5,489,945	3,186,087	29,428,351	34,905,457	20,000,429
<b>Primary General Fund Revenues</b>	<b>369,752,110</b>	<b>342,607,101</b>	<b>354,618,429</b>	<b>361,887,171</b>	<b>373,401,483</b>
<b>Revenue Allocations</b>					
Capital Reserve Fund	(5,982,541)	(2,611,923)	(7,091,399)	(7,091,399)	(9,599,497)
Risk Management Fund	(3,739,370)	(4,439,370)	(4,439,370)	(4,439,370)	(4,745,743)
Colorado Preschool Program Fund	(2,155,184)	(1,984,527)	(1,476,997)	(1,502,248)	(1,638,687)
<b>Total Revenue Allocations</b>	<b>(11,877,095)</b>	<b>(9,035,820)</b>	<b>(13,007,766)</b>	<b>(13,033,017)</b>	<b>(15,983,927)</b>
<b>Total General Fund Revenues</b>	<b>357,875,015</b>	<b>333,571,281</b>	<b>341,610,663</b>	<b>348,854,154</b>	<b>357,417,556</b>
Other Sources	11,573	-	-	13,980,165	-
<b>Total Revenues and Other Sources</b>	<b>357,886,588</b>	<b>333,571,281</b>	<b>341,610,663</b>	<b>362,834,319</b>	<b>357,417,556</b>
Expenditures	331,967,803	347,973,990	358,142,788	361,289,417	373,674,443
Transfers (in) out	618,753	-	3,343,000	2,215,148	-
<b>Total Expenditures &amp; Transfers</b>	<b>332,586,556</b>	<b>347,973,990</b>	<b>361,485,788</b>	<b>363,504,565</b>	<b>373,674,443</b>
<b>Excess of Revenues and Other Sources Over Expenditures &amp; Transfers</b>	<b>\$ 25,300,032</b>	<b>\$ (14,402,709)</b>	<b>\$ (19,875,125)</b>	<b>\$ (670,246)</b>	<b>\$ (16,256,887)</b>

**GENERAL FUND REVENUE SOURCES**  
**FISCAL YEAR ENDING 2022**



Summary of General Fund Revenue	Adopted Budget 2022	%
Property Taxes	\$ 104,353,374	29.20 %
State Equalization (net of direct allocations to other funds)	141,223,874	39.51
Specific Ownership Taxes	9,730,979	2.72
Mill Levy Override	52,896,084	14.80
Other State Revenues	18,966,458	5.31
Other Local Revenues	10,246,358	2.86
Federal Revenues	20,000,429	5.60
<b>Total</b>	<b>\$ 357,417,556</b>	<b>100.00 %</b>

**ST. VRAIN VALLEY SCHOOL DISTRICT RE-1J**  
**GENERAL FUND**  
**SUMMARY OF REVENUES BY SOURCE AND EXPENDITURES BY ACTIVITY**  
**FISCAL YEARS ENDING 2020 - 2022**

	Actual 6/30/20	Adopted Budget 6/30/21	Amended Budget 6/30/21	Projected Actual 6/30/21	Adopted Budget 6/30/22
<b>Revenues</b>					
Local Revenues	\$ 193,374,322	\$ 188,010,923	\$ 180,616,623	\$ 177,799,655	\$ 177,226,795
State Revenues	170,887,843	151,410,091	144,573,455	149,182,059	176,174,259
Federal Revenues	5,489,945	3,186,087	29,428,351	34,905,457	20,000,429
Revenue Allocations					
Capital Reserve Fund	(5,982,541)	(2,611,923)	(7,091,399)	(7,091,399)	(9,599,497)
Risk Management Fund	(3,739,370)	(4,439,370)	(4,439,370)	(4,439,370)	(4,745,743)
Colorado Preschool Program Fund	(2,155,184)	(1,984,527)	(1,476,997)	(1,502,248)	(1,638,687)
<b>Total Revenues</b>	<b>357,875,015</b>	<b>333,571,281</b>	<b>341,610,663</b>	<b>348,854,154</b>	<b>357,417,556</b>
Other Sources	11,573	-	-	13,980,165	-
<b>Total Revenues and Other Sources</b>	<b>357,886,588</b>	<b>333,571,281</b>	<b>341,610,663</b>	<b>362,834,319</b>	<b>357,417,556</b>
<b>Expenditures</b>					
<b>Instruction</b>					
<b>Direct Instruction</b>					
Preschool	6,246,683	7,491,101	5,880,028	5,107,477	7,185,929
Elementary School	57,229,958	57,295,141	54,040,775	51,395,481	56,322,752
Middle School	27,955,239	28,814,230	26,012,795	24,566,628	28,819,050
High School	38,372,943	42,771,526	39,092,197	36,603,915	42,395,860
Other Regular Education	20,077,351	28,064,423	27,081,284	18,769,159	28,318,998
Special Programs	25,163,064	25,872,745	25,446,813	25,753,208	26,485,959
<b>Subtotal-Direct Instruction</b>	<b>175,045,238</b>	<b>190,309,166</b>	<b>177,562,892</b>	<b>162,195,868</b>	<b>189,528,548</b>
<b>Indirect Instruction</b>					
Pupil Support Services	21,591,868	22,108,086	21,678,195	22,123,533	22,463,264
Instructional Staff Support	12,650,952	14,474,305	14,381,276	26,084,688	14,667,925
School Administration	23,732,785	24,622,661	24,497,959	23,231,351	25,152,605
<b>Subtotal-Indirect Instruction</b>	<b>57,975,605</b>	<b>61,205,052</b>	<b>60,557,430</b>	<b>71,439,572</b>	<b>62,283,794</b>
<b>Total Instruction</b>	<b>233,020,843</b>	<b>251,514,218</b>	<b>238,120,322</b>	<b>233,635,440</b>	<b>251,812,342</b>
<b>Other Expenditures</b>					
General Administration	3,209,687	3,457,458	3,296,396	3,009,382	3,858,325
Fiscal Services	3,854,779	5,116,866	4,968,574	4,098,979	5,201,900
Operations/Maintenance/Custodial	27,066,316	27,863,140	26,323,263	27,065,941	27,305,214
Pupil Transportation	9,692,333	11,612,912	10,519,063	7,687,458	11,690,233
Central Services	16,068,158	17,475,373	18,049,387	16,909,305	18,811,495
Other Uses	8,259,709	1,302,439	24,184,487	36,211,398	20,105,164
Charter Schools	30,795,978	29,631,584	32,257,296	32,671,514	34,889,770
<b>Total Other Expenditures</b>	<b>98,946,960</b>	<b>96,459,772</b>	<b>120,022,466</b>	<b>127,653,977</b>	<b>121,862,101</b>
<b>Total Expenditures</b>	<b>331,967,803</b>	<b>347,973,990</b>	<b>358,142,788</b>	<b>361,289,417</b>	<b>373,674,443</b>
<b>Revenues Less Expenditures</b>	<b>25,918,785</b>	<b>(14,402,709)</b>	<b>(16,532,125)</b>	<b>1,544,902</b>	<b>(16,256,887)</b>
Transfers in (out)	(618,753)	-	(3,343,000)	(2,215,148)	-
<b>Net Change in Fund Balance</b>	<b>25,300,032</b>	<b>(14,402,709)</b>	<b>(19,875,125)</b>	<b>(670,246)</b>	<b>(16,256,887)</b>
Fund Balance, Beginning	116,333,865	131,762,017	141,633,897	141,633,897	140,963,651
<b>Fund Balance, Ending</b>	<b>141,633,897</b>	<b>117,359,308</b>	<b>121,758,772</b>	<b>140,963,651</b>	<b>124,706,764</b>
Nonspendable - deposits, prepaids	1,552,573	1,700,000	1,552,573	1,552,573	1,552,573
Restricted for TABOR	11,166,827	10,796,000	10,951,000	10,008,000	11,479,000
Restricted for Federal Contract	3,123,057	2,381,716	3,123,057	2,642,652	2,184,470
Committed for Contingencies	7,444,552	7,197,000	7,301,000	6,672,000	7,653,000
Committed for BOE Allocations	7,960,293	14,000,000	7,960,293	12,440,000	15,254,000
Assigned for Subsequent Year Expenditures	19,534,701	11,447,451	19,534,701	5,100,000	5,100,000
Assigned for Mill Levy Override	48,541,880	50,083,518	51,980,128	52,487,934	50,671,495
<b>Unassigned Fund Balance</b>	<b>\$ 42,310,014</b>	<b>\$ 19,753,623</b>	<b>\$ 19,356,020</b>	<b>\$ 50,060,492</b>	<b>\$ 30,812,226</b>

**ST. VRAIN VALLEY SCHOOL DISTRICT RE-1J**  
**GENERAL FUND**  
**SUMMARY OF REVENUES BY SOURCE AND EXPENDITURES BY OBJECT**  
**FISCAL YEARS ENDING 2020 - 2022**

	Actual 6/30/20	Adopted Budget 6/30/21	Amended Budget 6/30/21	Projected Actual 6/30/21	Adopted Budget 6/30/22
<b>Revenues</b>					
<b>Local Revenues</b>					
Property Taxes	\$ 110,181,143	\$ 109,471,351	\$ 104,075,467	\$ 104,085,700	\$ 104,353,374
Specific Ownership Taxes	14,981,378	12,158,905	14,000,000	9,085,000	9,730,979
Mill Levy Override	56,829,800	56,755,906	55,680,088	56,187,894	52,896,084
Investment Income	1,809,012	1,450,000	191,999	167,036	175,000
Charges for Services	3,499,598	4,324,580	2,296,070	1,876,116	3,013,640
Other Local Sources	6,073,391	3,850,181	4,372,999	6,397,909	7,057,718
<b>Total Local Revenues</b>	<b>193,374,322</b>	<b>188,010,923</b>	<b>180,616,623</b>	<b>177,799,655</b>	<b>177,226,795</b>
<b>State Revenues</b>					
State Equalization	149,676,569	133,106,356	130,152,826	134,259,637	157,207,801
Special Education	7,972,578	7,832,142	7,961,293	8,062,882	7,961,293
Vocational Education	875,027	875,028	885,000	808,871	885,000
Transportation	2,160,617	2,020,380	2,062,956	2,062,956	2,062,956
Gifted and Talented	308,571	308,571	314,317	314,317	314,317
English Language Proficiency Act	1,655,609	1,655,609	1,662,775	1,662,775	1,662,775
BEST Grant	1,722,592	-	3,200	3,200	-
State On-Behalf Payment to PERA	4,635,183	4,700,000	-	-	4,700,000
Other State Revenues	1,881,097	912,005	1,531,088	2,007,421	1,380,117
<b>Total State Revenues</b>	<b>170,887,843</b>	<b>151,410,091</b>	<b>144,573,455</b>	<b>149,182,059</b>	<b>176,174,259</b>
<b>Federal Revenues</b>					
Other Federal Revenues	2,385,074	1,750,000	2,151,082	3,347,900	3,547,901
Build America Bond Rebates	1,435,058	1,432,587	1,437,528	717,816	1,437,528
Migrant Grant Pass Through BOCES	5,735	3,500	3,500	3,500	15,000
Federal COVID Relief	1,664,078	-	25,836,241	30,836,241	15,000,000
<b>Total Federal Revenues</b>	<b>5,489,945</b>	<b>3,186,087</b>	<b>29,428,351</b>	<b>34,905,457</b>	<b>20,000,429</b>
<b>Revenue Allocations</b>					
Capital Reserve Fund	(5,982,541)	(2,611,923)	(7,091,399)	(7,091,399)	(9,599,497)
Risk Management Fund	(3,739,370)	(4,439,370)	(4,439,370)	(4,439,370)	(4,745,743)
Colorado Preschool Program Fund	(2,155,184)	(1,984,527)	(1,476,997)	(1,502,248)	(1,638,687)
<b>Total Revenue Allocations</b>	<b>(11,877,095)</b>	<b>(9,035,820)</b>	<b>(13,007,766)</b>	<b>(13,033,017)</b>	<b>(15,983,927)</b>
<b>Total Revenues</b>	<b>357,875,015</b>	<b>333,571,281</b>	<b>341,610,663</b>	<b>348,854,154</b>	<b>357,417,556</b>
<b>Other Sources</b>					
Other Sources	11,573	-	-	13,980,165	-
<b>Total Revenues and Other Sources</b>	<b>357,886,588</b>	<b>333,571,281</b>	<b>341,610,663</b>	<b>362,834,319</b>	<b>357,417,556</b>
<b>Expenditures</b>					
Salaries	188,032,703	200,501,529	200,360,498	195,214,375	208,398,348
Benefits	68,299,422	74,978,291	68,012,878	68,420,840	75,965,063
Purchased Services	16,090,009	14,994,226	24,921,593	17,844,498	15,480,795
Supplies and Materials	20,418,404	24,833,473	29,342,836	25,484,975	27,783,370
Capital Outlay	3,399,671	490,598	703,398	14,507,452	286,264
Other	4,931,616	2,544,289	2,544,289	7,145,763	10,870,833
Charter Schools	30,795,978	29,631,584	32,257,296	32,671,514	34,889,770
<b>Total Expenditures</b>	<b>331,967,803</b>	<b>347,973,990</b>	<b>358,142,788</b>	<b>361,289,417</b>	<b>373,674,443</b>
<b>Revenues Less Expenditures</b>	<b>25,918,785</b>	<b>(14,402,709)</b>	<b>(16,532,125)</b>	<b>1,544,902</b>	<b>(16,256,887)</b>
Transfers in (out)	(618,753)	-	(3,343,000)	(2,215,148)	-
<b>Net Change in Fund Balance</b>	<b>25,300,032</b>	<b>(14,402,709)</b>	<b>(19,875,125)</b>	<b>(670,246)</b>	<b>(16,256,887)</b>
Fund Balance, Beginning	116,333,865	131,762,017	141,633,897	141,633,897	140,963,651
<b>Fund Balance, Ending</b>	<b>141,633,897</b>	<b>117,359,308</b>	<b>121,758,772</b>	<b>140,963,651</b>	<b>124,706,764</b>
Nonspendable - deposits, prepaids	1,552,573	1,700,000	1,552,573	1,552,573	1,552,573
Restricted for TABOR	11,166,827	10,796,000	10,951,000	10,008,000	11,479,000
Restricted for Federal Contract	3,123,057	2,381,716	3,123,057	2,642,652	2,184,470
Committed for Contingencies	7,444,552	7,197,000	7,301,000	6,672,000	7,653,000
Committed for BOE Allocations	7,960,293	14,000,000	7,960,293	12,440,000	15,254,000
Assigned for Subsequent Year Expenditures	19,534,701	11,447,451	19,534,701	5,100,000	5,100,000
Assigned for Mill Levy Override	48,541,880	50,083,518	51,980,128	52,487,934	50,671,495
Unassigned	42,310,014	19,753,623	19,356,020	50,060,492	30,812,226
<b>Fund Balance, Ending</b>	<b>\$ 141,633,897</b>	<b>\$ 117,359,308</b>	<b>\$ 121,758,772</b>	<b>\$ 140,963,651</b>	<b>\$ 124,706,764</b>

**ST. VRAIN VALLEY SCHOOL DISTRICT RE-1J**  
**SCHEDULE OF GENERAL FUND REVENUES**  
**FROM LOCAL, STATE, AND FEDERAL SOURCES**  
**FISCAL YEARS ENDING 2020 - 2022**

	Actual 6/30/20	Adopted Budget 6/30/21	Amended Budget 6/30/21	Projected Actual 6/30/21	Adopted Budget 6/30/22
<b>Local Revenues</b>					
Taxes					
Property Taxes	\$ 110,181,143	\$ 109,471,351	\$ 104,075,467	\$ 104,085,700	\$ 104,353,374
Specific Ownership Taxes	14,981,378	12,158,905	14,000,000	9,085,000	9,730,979
Mill Levy Override	56,829,800	56,755,906	55,680,088	56,187,894	52,896,084
<b>Total Taxes</b>	<b>181,992,321</b>	<b>178,386,162</b>	<b>173,755,555</b>	<b>169,358,594</b>	<b>166,980,437</b>
Other Local					
Investment Income	1,809,012	1,450,000	191,999	167,036	175,000
Charges for Services	3,499,598	4,324,580	2,296,070	1,876,116	3,013,640
Rental of Facilities	198,928	193,000	150,000	185,085	200,000
Indirect Cost Revenues	827,970	800,000	745,726	745,726	945,726
Services to Charter Schools	950,593	1,000,000	1,000,000	1,254,635	1,288,000
Other Local Revenues	4,095,900	1,857,181	2,477,273	4,212,463	4,623,992
<b>Total Other Local</b>	<b>11,382,001</b>	<b>9,624,761</b>	<b>6,861,068</b>	<b>8,441,061</b>	<b>10,246,358</b>
<b>Total Local Revenues</b>	<b>193,374,322</b>	<b>188,010,923</b>	<b>180,616,623</b>	<b>177,799,655</b>	<b>177,226,795</b>
<b>Percent Change</b>		(2.77)%	(6.60)%	(8.05)%	(0.32)%
<b>State Revenues</b>					
State Equalization	149,676,569	133,106,356	130,152,826	134,259,637	157,207,801
Special Education	7,972,578	7,832,142	7,961,293	8,062,882	7,961,293
Vocational Education	875,027	875,028	885,000	808,871	885,000
Transportation	2,160,617	2,020,380	2,062,956	2,062,956	2,062,956
Gifted and Talented	308,571	308,571	314,317	314,317	314,317
English Language Proficiency Act	1,655,609	1,655,609	1,662,775	1,662,775	1,662,775
BEST Grant	1,722,592	-	3,200	3,200	-
State On-Behalf Payment to PERA	4,635,183	4,700,000	-	-	4,700,000
Other State Revenues	1,881,097	912,005	1,531,088	2,007,421	1,380,117
<b>Total State Revenues</b>	<b>170,887,843</b>	<b>151,410,091</b>	<b>144,573,455</b>	<b>149,182,059</b>	<b>176,174,259</b>
<b>Percent change</b>		(11.40)%	(15.40)%	(12.70)%	18.09 %
<b>Federal Revenues</b>					
Other Federal Revenues	2,385,074	1,750,000	2,151,082	3,347,900	3,547,901
Build America Bond Rebates	1,435,058	1,432,587	1,437,528	717,816	1,437,528
Migrant Grant Pass Through BOCES	5,735	3,500	3,500	3,500	15,000
Federal COVID Relief	1,664,078	-	25,836,241	30,836,241	15,000,000
<b>Total Federal Revenues</b>	<b>5,489,945</b>	<b>3,186,087</b>	<b>29,428,351</b>	<b>34,905,457</b>	<b>20,000,429</b>
<b>Percent Change</b>		(41.97)%	436.04 %	535.81 %	(42.70)%
<b>Total Revenues Before Allocations</b>	<b>369,752,110</b>	<b>342,607,101</b>	<b>354,618,429</b>	<b>361,887,171</b>	<b>373,401,483</b>
<b>Percent Change</b>		(7.34)%	(4.09)%	(2.13)%	3.18 %
<b>Revenue Allocations</b>					
Capital Reserve Fund	(5,982,541)	(2,611,923)	(7,091,399)	(7,091,399)	(9,599,497)
Risk Management Fund	(3,739,370)	(4,439,370)	(4,439,370)	(4,439,370)	(4,745,743)
Colorado Preschool Program Fund	(2,155,184)	(1,984,527)	(1,476,997)	(1,502,248)	(1,638,687)
<b>Total Revenue Allocations</b>	<b>(11,877,095)</b>	<b>(9,035,820)</b>	<b>(13,007,766)</b>	<b>(13,033,017)</b>	<b>(15,983,927)</b>
<b>Total General Fund Revenues</b>	<b>357,875,015</b>	<b>333,571,281</b>	<b>341,610,663</b>	<b>348,854,154</b>	<b>357,417,556</b>
<b>Percent Change</b>		(6.79)%	(4.54)%	(2.52)%	2.45 %
Other Sources	11,573	-	-	13,980,165	-
<b>Total General Fund Revenues and Other Sources</b>	<b>\$ 357,886,588</b>	<b>\$ 333,571,281</b>	<b>\$ 341,610,663</b>	<b>\$ 362,834,319</b>	<b>\$ 357,417,556</b>
<b>Percent Change</b>		(6.79)%	(4.55)%	1.38 %	(1.49)%

\*FY 21 Adopted, Amended and Projected Actual percentages are in comparison to FY 20.

FY 22 Adopted percentages are in comparison to FY 21 Projected Actuals.

**ST. VRAIN VALLEY SCHOOL DISTRICT RE-1J**  
**GENERAL FUND ADOPTED BUDGET**  
**EXPENDITURES BY ACTIVITY AND OBJECT**  
**FISCAL YEAR ENDING JUNE 30, 2022**

Item	Salaries	Employee Benefits	Purchased Services	Supplies & Materials	Other Expenses	Charter Schools	Capital Outlay	Total
<b>Direct instruction</b>								
Regular Instruction								
Preschool	\$ 4,600,565	\$ 1,836,548	\$ -	\$ 611,236	\$ -	\$ -	\$ 137,580	\$ 7,185,929
Elementary School	41,298,108	14,373,337	-	642,807	8,500	-	-	56,322,752
Middle School	20,749,426	7,096,072	-	973,552	-	-	-	28,819,050
High School	29,332,453	10,301,335	318,133	2,434,739	9,200	-	-	42,395,860
Gifted And Talented	438,004	137,165	1,000	32,734	2,000	-	-	610,903
Integrated Education	6,702,967	1,582,574	1,217,000	4,253,467	146,608	-	15,000	13,917,616
General Instructional Media	2,013,872	862,403	-	154,094	-	-	-	3,030,369
Activities and Athletics	2,991,484	662,732	245,000	32,298	5,856	-	-	3,937,370
Other Regular Instruction	2,664,373	3,821,593	-	336,774	-	-	-	6,822,740
<b>Total Regular Instruction</b>	<b>109,538,720</b>	<b>40,673,759</b>	<b>1,781,133</b>	<b>9,471,701</b>	<b>172,164</b>	<b>-</b>	<b>152,580</b>	<b>163,042,589</b>
Special Education								
General	14,393,147	5,772,104	2,299,975	103,109	242,665	-	-	22,811,000
Hearing and Vision	249,600	87,216	-	-	-	-	-	336,816
Speech Language	2,482,299	855,844	-	-	-	-	-	3,338,143
<b>Total Special Education</b>	<b>17,125,046</b>	<b>6,715,164</b>	<b>2,299,975</b>	<b>103,109</b>	<b>242,665</b>	<b>-</b>	<b>-</b>	<b>26,485,959</b>
<b>Total Direct instruction</b>	<b>127,916,298</b>	<b>47,388,923</b>	<b>4,081,108</b>	<b>9,574,810</b>	<b>414,829</b>	<b>-</b>	<b>152,580</b>	<b>189,528,548</b>
<b>Indirect Instruction</b>								
Pupil Support Services								
Student Support Services	743,190	226,093	-	36,008	11,000	-	-	1,016,291
Attendance and Social Work Services	3,314,354	1,243,312	587,265	24,796	17,400	-	-	5,187,127
Guidance Services	6,230,041	2,092,314	12,381	32,487	19,000	-	-	8,386,223
Health Services	3,372,397	1,313,333	-	13,000	4,000	-	-	4,702,730
Psychological Services	2,002,660	667,929	-	-	-	-	-	2,670,589
Audiology Services	184,600	56,033	-	-	-	-	-	240,633
Other Services	118,781	72,890	-	68,000	-	-	-	259,671
<b>Total Pupil Support Services</b>	<b>15,966,023</b>	<b>5,671,904</b>	<b>599,646</b>	<b>174,291</b>	<b>51,400</b>	<b>-</b>	<b>-</b>	<b>22,463,264</b>
Instructional Staff Support								
Curriculum Development	4,395,545	1,303,306	1,341,600	765,200	39,697	-	-	7,845,348
Instructional Staff Training	458,404	102,531	392,019	61,378	8,450	-	-	1,022,782
Other Instructional Staff Services	3,259,499	1,003,118	48,350	120,800	294,721	-	-	4,726,488
Educational Media	660,285	223,133	7,000	180,089	2,800	-	-	1,073,307
<b>Total Instructional Staff Support</b>	<b>8,773,733</b>	<b>2,632,088</b>	<b>1,788,969</b>	<b>1,127,467</b>	<b>345,668</b>	<b>-</b>	<b>-</b>	<b>14,667,925</b>
School Administration								
Office of the Principal	17,873,514	6,069,483	146,350	1,031,718	31,540	-	-	25,152,605
<b>Total Indirect Instruction</b>	<b>42,613,270</b>	<b>14,373,475</b>	<b>2,534,965</b>	<b>2,333,476</b>	<b>428,608</b>	<b>-</b>	<b>-</b>	<b>62,283,794</b>
<b>General Administration</b>								
Board of Education & Executive Administration	1,253,653	769,759	1,444,854	316,899	73,160	-	-	3,858,325
<b>Total General Administration</b>	<b>1,253,653</b>	<b>769,759</b>	<b>1,444,854</b>	<b>316,899</b>	<b>73,160</b>	<b>-</b>	<b>-</b>	<b>3,858,325</b>
<b>Fiscal Services</b>								
Fiscal Services	1,856,512	581,150	623,469	35,600	519,500	-	-	3,616,231
Printing/Purchasing/Warehouse	953,684	353,101	218,800	42,400	12,000	-	5,684	1,585,669
<b>Total Fiscal Services</b>	<b>2,810,196</b>	<b>934,251</b>	<b>842,269</b>	<b>78,000</b>	<b>531,500</b>	<b>-</b>	<b>5,684</b>	<b>5,201,900</b>
<b>Operations and Maintenance</b>								
Administration	210,820	64,163	124,400	40,000	47,000	-	-	486,383
Utilities	-	-	3,044,759	3,661,998	-	-	-	6,706,757
Care and Upkeep of Buildings	10,810,296	4,133,083	858,581	1,147,000	28,800	-	98,000	17,075,760
Care and Upkeep of Grounds	1,260,740	442,991	182,500	295,800	1,000	-	25,000	2,208,031
Other Operations and Maintenance	195,500	39,055	72,277	197,941	7,000	-	-	511,773
Security Services	27,471	14,039	150,000	125,000	-	-	-	316,510
<b>Total Operations and Maintenance</b>	<b>12,504,827</b>	<b>4,693,331</b>	<b>4,432,517</b>	<b>5,467,739</b>	<b>83,800</b>	<b>-</b>	<b>123,000</b>	<b>27,305,214</b>

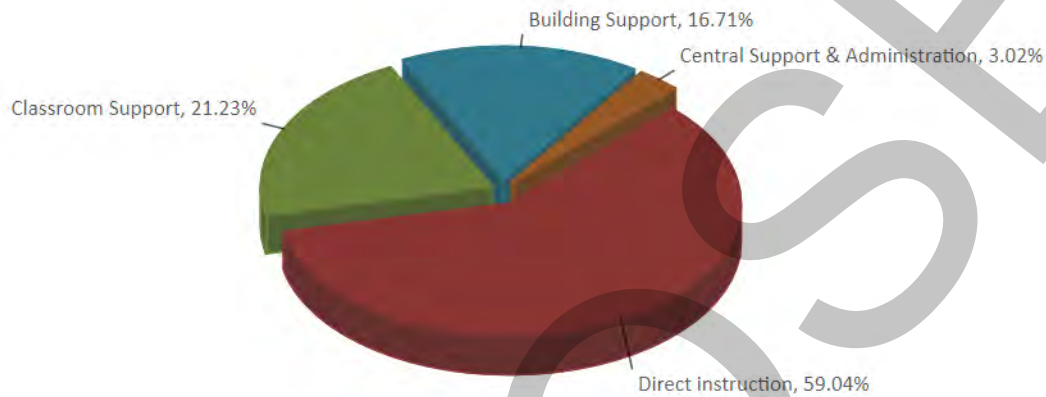
(Continued on next page)



**ST. VRAIN VALLEY SCHOOL DISTRICT RE-1J**  
**GENERAL FUND ADOPTED BUDGET**  
**EXPENDITURES BY ACTIVITY AND OBJECT**  
**FISCAL YEAR ENDING JUNE 30, 2022**  
**(CONTINUED FROM PREVIOUS PAGE)**

Item	Salaries	Employee Benefits	Purchased Services	Supplies & Materials	Other Expenses	Charter Schools	Capital Outlay	Total
<b>Transportation</b>								
Administration	307,458	102,250	500	130,000	500	-	-	540,708
Vehicle Operations	4,961,803	2,197,461	421,630	700,000	-	-	-	8,280,894
Vehicle Services and Maintenance	1,134,136	405,295	98,000	350,000	2,500	-	-	1,989,931
Other Transportation Expenses	613,345	226,355	29,000	10,000	-	-	-	878,700
<b>Total Transportation</b>	<b>7,016,742</b>	<b>2,931,361</b>	<b>549,130</b>	<b>1,190,000</b>	<b>3,000</b>	-	-	<b>11,690,233</b>
<b>Central Services</b>								
Assessment and Evaluation	578,944	181,371	86,724	68,100	5,800	-	-	920,939
Unemployment Insurance	-	-	300,000	-	-	-	-	300,000
Planning Services	270,186	83,997	11,558	4,500	1,500	-	-	371,741
Communication Services	689,233	205,910	206,170	31,500	11,100	-	-	1,143,913
Human Resources	1,746,754	557,472	321,000	146,500	13,500	-	-	2,785,226
Technology Services	4,474,270	1,465,318	465,500	5,557,168	500	-	-	11,962,756
Other Support Services	286,065	985,855	55,000	-	-	-	-	1,326,920
<b>Total Central Services</b>	<b>8,045,452</b>	<b>3,479,923</b>	<b>1,445,952</b>	<b>5,807,768</b>	<b>32,400</b>	-	-	<b>18,811,495</b>
<b>Total Support Services</b>	<b>74,244,140</b>	<b>27,182,100</b>	<b>11,249,687</b>	<b>15,193,882</b>	<b>1,152,468</b>	-	<b>128,684</b>	<b>129,150,961</b>
<b>Other</b>								
Community Services	22,500	4,895	150,000	20,000	60,430	-	5,000	262,825
Debt Service	-	-	-	-	5,579,106	-	-	5,579,106
Disaster Relief	6,215,410	1,389,145	-	2,994,678	3,664,000	-	-	14,263,233
<b>Total Other</b>	<b>6,237,910</b>	<b>1,394,040</b>	<b>150,000</b>	<b>3,014,678</b>	<b>9,303,536</b>	-	<b>5,000</b>	<b>20,105,164</b>
<b>Charter Schools</b>								
Aspen Ridge Academy	-	-	-	-	-	5,431,460	-	5,431,460
Carbon Valley Academy	-	-	-	-	-	2,269,264	-	2,269,264
Flagstaff Academy, Inc.	-	-	-	-	-	8,693,908	-	8,693,908
Imagine Charter School at Firestone	-	-	-	-	-	6,794,612	-	6,794,612
St. Vrain Community Montessori	-	-	-	-	-	2,615,431	-	2,615,431
Twin Peak Charter Academy	-	-	-	-	-	9,085,095	-	9,085,095
<b>Total Charter Schools</b>	-	-	-	-	-	<b>34,889,770</b>	-	<b>34,889,770</b>
<b>Total General Fund Expenditures</b>	<b>\$ 208,398,348</b>	<b>\$ 75,965,063</b>	<b>\$ 15,480,795</b>	<b>\$ 27,783,370</b>	<b>\$ 10,870,833</b>	<b>\$ 34,889,770</b>	<b>\$ 286,264</b>	<b>\$ 373,674,443</b>

**ST. VRAIN VALLEY SCHOOL DISTRICT RE-1J**  
**GENERAL FUND ADOPTED BUDGET**  
**EXPENDITURE ANALYSIS BY ACTIVITY**  
**FISCAL YEAR ENDING JUNE 30, 2022**

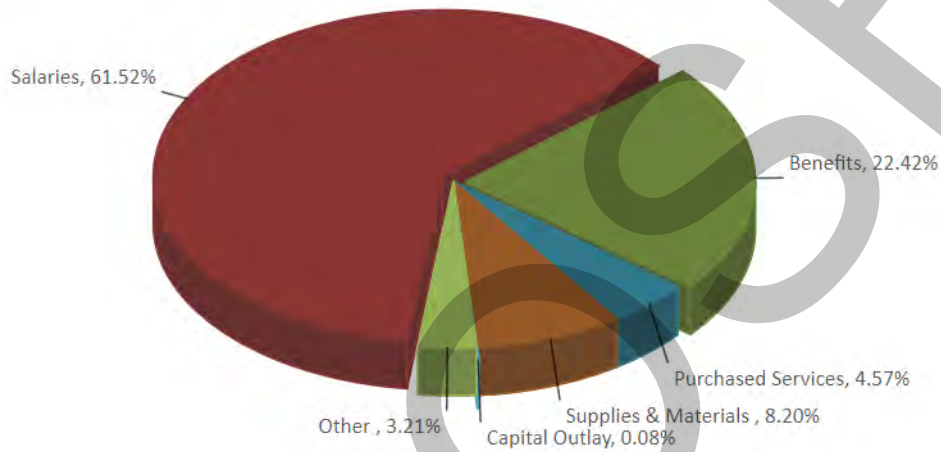


**Total Instructional  
Service 80.27%**

<b>Summary of General Fund Expenses by Activity</b>	<b>Adopted Budget June 30, 2022</b>	<b>%</b>
Direct Instruction (Inc Guidance, Edu Media & Std Support)	\$ 200,004,369	59.04 %
Classroom Support	71,913,137	21.23
Building Support		
Transportation	11,690,233	
Operations/Maintenance/Custodial	27,305,214	
Printing/Purchasing/Warehouse	1,585,669	
Communication Services	1,143,913	
Technology Services	11,962,756	
Assessment/Planning/Risk Management	2,919,600	
Total Building Support	56,607,385	16.71
Central Support & Administration		
Human Resources	2,785,226	
Finance/Payroll/Budgeting	3,616,231	
Superintendent's Office/General Administration	3,858,325	
Total Central Support and Administration	10,259,782	3.02
Sub-Total	338,784,673	100.00 %
Charter Schools	34,889,770	
<b>Total</b>	<b>\$ 373,674,443</b>	



**ST. VRAIN VALLEY SCHOOL DISTRICT RE-1J**  
**GENERAL FUND ADOPTED BUDGET**  
**EXPENDITURE ANALYSIS BY OBJECT**  
**FISCAL YEAR ENDING JUNE 30, 2022**



Total Salaries and  
Benefits 83.94%

Summary of General Fund Expenses by Object	Adopted Budget June 30, 2022	%
Salaries	\$ 208,398,348	61.52 %
Benefits	75,965,063	22.42
Purchased Services	15,480,795	4.57
Supplies & Materials	27,783,370	8.20
Other	10,870,833	3.21
Capital Outlay	286,264	0.08
Sub-Total	<u>338,784,673</u>	<u>100.00 %</u>
Charter Schools	<u>34,889,770</u>	
<b>Total</b>	<b>\$ 373,674,443</b>	

**ST. VRAIN VALLEY SCHOOL DISTRICT RE-1J**  
**GENERAL FUND**  
**INSTRUCTIONAL MATERIALS AND SUPPLIES**  
**FISCAL YEARS ENDING 2020 - 2022**

Description	Actual 6/30/20	Adopted Budget 6/30/21	Amended Budget 6/30/21	Projected Actual 6/30/21	Adopted Budget 6/30/22
<b>Program Codes 0010 - 2099</b>					
Repairs and Maintenance	\$ 162,155	\$ 168,500	\$ 168,500	\$ 130,038	\$ 168,500
Rentals	2,470	-	-	3,156	-
Printing, Binding and Duplicating	28,637	2,300	2,300	2,884	10,500
Travel, Registration and Entrance	76,811	47,126	47,126	57,521	38,633
Supplies	4,616,673	6,477,661	10,043,342	7,481,193	6,761,637
Books and Periodicals	1,786,035	2,769,366	2,769,366	2,532,900	2,944,444
Equipment	4,646,479	1,095,357	566,538	5,784,595	5,616,668
Internal Transportation Charges	71,292	228,006	228,006	42,506	164,964
Other Internal Charges	6,223	15,000	15,000	9,923	15,000
<b>Total Expenditures</b>	<b>\$ 11,396,775</b>	<b>\$ 10,803,316</b>	<b>\$ 13,840,178</b>	<b>\$ 16,044,716</b>	<b>\$ 15,720,346</b>
<b>Required Allocation</b>					
Funded Pupil Count (Excluding Charters)	28,265.9	28,244.2	27,641.3	27,641.3	27,417.0
Rate per Student	\$ 239	\$ 226	\$ 225	\$ 229	\$ 250
Current Year Allocation	6,755,550	6,383,189	6,219,293	6,329,858	6,854,250
Carryover from Prior Year	-	-	-	-	-
<b>Total Required Allocation</b>	<b>\$ 6,755,550</b>	<b>\$ 6,383,189</b>	<b>\$ 6,219,293</b>	<b>\$ 6,329,858</b>	<b>\$ 6,854,250</b>
Carryover to Subsequent Year	-	-	-	\$ -	-

**ST. VRAIN VALLEY SCHOOL DISTRICT RE-1J**  
**2008 AND 2012 MILL LEVY OVERRIDE SUMMARY\***  
**FISCAL YEARS ENDING 2020 - 2022**

Description	Actual 6/30/20	Adopted Budget 6/30/21	Amended Budget 6/30/21	Projected Actual 6/30/21	Adopted Budget 6/30/22
<b>Mill Levy Override Revenues</b>	<b>\$ 56,829,800</b>	<b>\$ 56,755,906</b>	<b>\$ 55,680,088</b>	<b>\$ 56,187,894</b>	<b>\$ 52,896,084</b>
<b>Mill Levy Override Expenditures</b>					
Advanced Placement Programs	216,064	143,000	143,000	143,000	143,000
Focus School Allocations	2,343,141	2,400,301	2,400,301	2,400,301	2,481,401
Operations and Maintenance	3,043,500	3,096,000	3,096,000	3,096,000	3,236,000
Preschool Programs	1,486,707	1,155,050	1,155,050	1,155,050	1,178,380
Reduce Class Sizes	9,185,000	9,350,000	9,350,000	9,350,000	9,790,000
Safety and Security	2,200,000	2,220,000	2,220,000	2,220,000	2,268,000
STEM Programming	2,367,500	2,522,604	2,522,604	2,522,604	2,730,604
Teacher/Staff Compensation	14,620,000	14,330,000	14,672,000	14,672,000	15,022,000
Technology	11,328,225	11,379,750	11,379,750	11,379,750	12,935,978
Charter School Allocations	5,227,855	5,303,135	5,303,135	5,303,135	4,927,160
<b>Total Mill Levy Override Expenditures</b>	<b>52,017,992</b>	<b>51,899,840</b>	<b>52,241,840</b>	<b>52,241,840</b>	<b>54,712,523</b>
<b>Change in MLO Fund Balance Assignment</b>	<b>4,811,808</b>	<b>4,856,066</b>	<b>3,438,248</b>	<b>3,946,054</b>	<b>(1,816,439)</b>
<b>Beginning MLO Fund Balance Assignment</b>	<b>43,730,072</b>	<b>45,227,452</b>	<b>48,541,880</b>	<b>48,541,880</b>	<b>52,487,934</b>
<b>Ending MLO Fund Balance Assignment</b>	<b>\$ 48,541,880</b>	<b>\$ 50,083,518</b>	<b>\$ 51,980,128</b>	<b>\$ 52,487,934</b>	<b>\$ 50,671,495</b>

\*The above amounts are included in the previous budget schedules within the categories to which they belong; they are presented in the above schedule to provide details specific to the Mill Levy Override revenue and related uses.

## Total Program Funding

Total Program Funding is the primary funding source for the District's General Fund. The Colorado Department of Education uses a formula to determine how much Total Program Funding is provided to each Colorado school district based on a number of factors. Total Program can be expressed in total dollars, or in terms of Per-Pupil Revenue (PPR) multiplied by the District's Funded Pupil Count (FPC).

Total Program is funded by three sources: Local Property Tax, Specific Ownership Tax (i.e. vehicle registrations), and the remainder is provided to St. Vrain Valley Schools by the State of Colorado through what is called "State Equalization."

Below is a historical breakdown of Total Program Funding for St. Vrain Valley Schools.

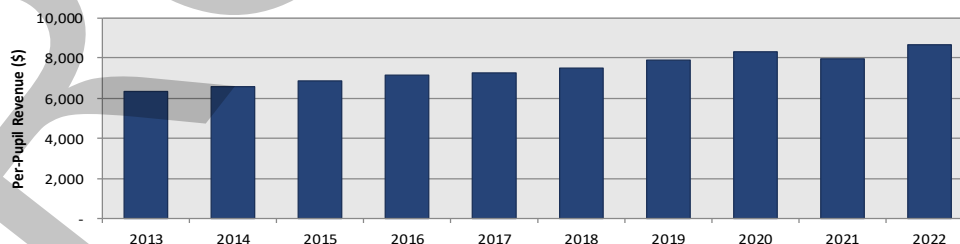
### ST. VRAIN VALLEY SCHOOL DISTRICT RE-1J GENERAL FUND SUMMARY OF TOTAL PROGRAM FUNDING PER CDE\* FISCAL YEARS ENDING 2013 - 2022

	2013	2014	2015	2016	2017	2018	2019	2020	2021	2022
Local Property Tax	\$ 60,902,524	\$ 60,496,735	\$ 59,712,081	\$ 72,693,957	\$ 74,653,111	\$ 80,732,969	\$ 85,984,071	\$104,386,600	\$102,407,932	\$102,685,839
Specific Ownership Tax	3,127,653	3,354,034	3,882,507	3,887,950	3,756,272	4,488,357	5,189,596	5,296,836	6,876,301	5,135,812
State Equalization	108,361,241	119,163,453	133,605,666	133,240,934	138,009,845	139,771,356	147,820,482	149,773,717	135,023,353	157,264,101
<b>Total Program Funding</b>	<b>172,391,418</b>	<b>183,014,222</b>	<b>197,200,254</b>	<b>209,822,841</b>	<b>216,419,228</b>	<b>224,992,682</b>	<b>238,994,149</b>	<b>259,457,153</b>	<b>244,307,586</b>	<b>265,085,752</b>
Funded Pupil Count	27,207.8	28,011.8	28,740.5	29,373.5	29,821.6	30,032.3	30,188.5	31,300.8	30,736.7	30,574.0
<b>Per-Pupil Revenue</b>	<b>\$ 6,336.10</b>	<b>\$ 6,533.47</b>	<b>\$ 6,861.41</b>	<b>\$ 7,143.27</b>	<b>\$ 7,257.13</b>	<b>\$ 7,491.69</b>	<b>\$ 7,916.73</b>	<b>\$ 8,289.16</b>	<b>\$ 7,948.40</b>	<b>\$ 8,670.30</b>

### St. Vrain Valley Schools Total Program Funding 2013 - 2022



### St. Vrain Valley Schools Total Program Per-Pupil Revenue 2013 - 2022



\* Total Program Funding is calculated per the Colorado Department of Education (CDE). Actual amounts budgeted and received by the district vary due to actual vs. expected tax collections, CDE rescissions from the State Equalization payment, and rounding.

## Charter School Allocations

The District must account for 100% of the District's per pupil revenue, including the increased funding for all-day kindergarten, multiplied by the funded pupil count (FPC) of the charter schools. The per pupil revenue for FY22 is \$8,670.30. The District also shares Mill Levy Override revenues with each of the six charter schools in proportion to their respective funded pupil counts. The student FPC for the charter schools for FY22 is 3,157.0, an increase of 62.0 compared to FY21, resulting in a total budgeted charter school allocation of \$34,889,770 as follows:

### ST. VRAIN VALLEY SCHOOL DISTRICT RE-1J GENERAL FUND ADOPTED BUDGET SUMMARY OF CHARTER SCHOOL ALLOCATIONS FISCAL YEAR ENDING JUNE 30, 2022

Charter Schools Allocation	Aspen Ridge Preparatory School	Carbon Valley Academy	Flagstaff Academy	Imagine Charter School	St. Vrain Community Montessori School	Twin Peaks Charter Academy	Total
Funded Pupil Count	492.0	205.0	615.0	786.0	237.0	822.0	3,157.0
Total Program Allocation	\$ 4,265,788	\$ 1,777,412	\$ 6,814,856	\$ 5,332,235	\$ 2,054,861	\$ 7,126,987	\$ 27,372,139
Mill Levy Override Allocation	808,649	336,937	1,291,865	1,010,812	389,532	1,351,035	5,188,830
ELPA Allocation*	7,888	7,171	21,872	6,096	2,868	27,968	73,863
Read Act Allocation	12,179	12,179	15,384	17,948	12,179	10,897	80,766
Gifted and Talented Allocation	5,058	2,108	8,080	6,323	2,436	8,451	32,456
Additional At-Risk Allocation	480	755	1,406	1,081	223	4,185	8,130
Other Allocations**	331,418	132,702	540,445	420,117	153,332	555,572	2,133,586
<b>Total</b>	<b>\$ 5,431,460</b>	<b>\$ 2,269,264</b>	<b>\$ 8,693,908</b>	<b>\$ 6,794,612</b>	<b>\$ 2,615,431</b>	<b>\$ 9,085,095</b>	<b>\$ 34,889,770</b>

\* ELPA stands for English Language Proficiency Act

\*\* Other Allocations include Federal COVID relief funds

## FUND 18 - RISK MANAGEMENT FUND

The Risk Management Fund is used to account for the payment of loss or damage to the property of the school district, liability claims, workers' compensation claims, insurance premiums, and related administrative expenses.

The District is exposed to various risks of loss related to torts; theft of, damage to, and destruction of assets; injuries to employees; and natural disasters. The District plans to provide for or restore the economic damages of those losses through risk retention and risk transfer.

The District is a member of two public entity risk sharing pools. The District's share of each pool varies based on exposures, the contribution paid to each pool, the District's claims experience, each pool's claims experience, and each pool's surplus and dividend policy. The District may be assessed to fund any pool surplus deficit.

Since July 1, 2002, the District has been a member of the Colorado School Districts Self Insurance Pool for property and liability insurance. The District has insurance deductibles of \$50,000 (property and general liability), and \$1,000 (vehicle liability) per claim.

Since July 1, 1985, the District has been a member of the Northern Colorado School Districts Workers' Compensation Self Insurance Pool. The other current pool members are Park School District (Estes Park) and Weld RE 4 District (Windsor). The workers' compensation pool discontinued insurance operations effective July 1, 1998, and resumed insurance operations on July 1, 2003. During the intervening years, insurance coverage was obtained outside the pool. The District's deductible is \$50,000 per claim for the year ended June 30, 2022.

**ST. VRAIN VALLEY SCHOOL DISTRICT RE-1J**  
**RISK MANAGEMENT FUND**  
**FISCAL YEARS ENDING 2020 - 2022**

	<b>Actual 6/30/20</b>	<b>Adopted Budget 6/30/21</b>	<b>Amended Budget 6/30/21</b>	<b>Projected Actual 6/30/21</b>	<b>Adopted Budget 6/30/22</b>
<b>Revenues</b>					
Local Revenues					
Investment Income	\$ 113,442	\$ 73,000	\$ 10,500	\$ 9,400	\$ 3,800
Other Local Sources	25,040	50,000	25,000	25,137	25,000
<b>Total Local Revenues</b>	<b>138,482</b>	<b>123,000</b>	<b>35,500</b>	<b>34,537</b>	<b>28,800</b>
State Revenues					
State Equalization	3,739,370	4,439,370	4,439,370	4,439,370	4,745,743
<b>Total Revenues</b>	<b>3,877,852</b>	<b>4,562,370</b>	<b>4,474,870</b>	<b>4,473,907</b>	<b>4,774,543</b>
<b>Expenditures</b>					
Salaries	309,096	312,483	312,943	291,943	314,991
Benefits	92,427	100,052	92,505	86,905	92,252
Purchased Services	2,655,395	4,257,950	4,312,950	2,996,700	4,530,300
Supplies and Materials	177,830	167,500	167,500	15,700	249,500
Claims Paid	974,388	1,582,000	1,582,000	318,000	1,500,000
Other	13,848	95,000	95,000	45,300	87,500
<b>Total Expenditures</b>	<b>4,222,984</b>	<b>6,514,985</b>	<b>6,562,898</b>	<b>3,754,548</b>	<b>6,774,543</b>
<b>Excess of Revenues Over (Under) Expenditures</b>	<b>(345,132)</b>	<b>(1,952,615)</b>	<b>(2,088,028)</b>	<b>719,359</b>	<b>(2,000,000)</b>
Fund Balance, Beginning	7,114,340	6,739,971	6,769,208	6,769,208	7,488,567
<b>Fund Balance, Ending</b>					
Committed	6,769,208	4,787,356	4,681,180	7,488,567	5,488,567
<b>Fund Balance, Ending</b>	<b>\$ 6,769,208</b>	<b>\$ 4,787,356</b>	<b>\$ 4,681,180</b>	<b>\$ 7,488,567</b>	<b>\$ 5,488,567</b>

## FUND 19 - COLORADO PRESCHOOL PROGRAM FUND

The Colorado Preschool Program (CPP) Fund is used to account for revenue allocations from the General Fund used for the Colorado Preschool Program which is a state funded program for preschool children the year before kindergarten. Children who qualify for the Colorado Preschool Program may have a variety of at-risk factors. Funding for the program uses a calculated amount called per-pupil operating revenue (PPOR), which is the General Fund's per-pupil revenue under the state funding formula, less the Board-required Risk Management and Capital Reserve per-student allocation. The PPOR multiplied by the CPP funded pupil count that is certified in the October Count results in the total amount available to the CPP fund. A total of 378 slots are expected to be certified for FY22, resulting in a CPP Funded Pupil Count of 189.0, which translates to \$1,564,032 in equalization revenue for the fund, net of the required allocation to the cap reserve fund.

### ST. VRAIN VALLEY SCHOOL DISTRICT RE-1J COLORADO PRESCHOOL PROGRAM FUND FISCAL YEARS ENDING 2020 - 2022

	Actual 6/30/20	Adopted Budget 6/30/21	Amended Budget 6/30/21	Projected Actual 6/30/21	Adopted Budget 6/30/22
<b>Revenues</b>					
Local Revenues					
Investment Income	\$ 12,455	\$ 9,500	\$ 1,000	\$ 680	\$ 300
State Revenues					
State Equalization	2,155,184	1,984,527	1,476,997	1,502,248	1,638,687
Other State Revenues	5,673	-	-	-	-
<b>Total State Revenues</b>	<b>2,160,857</b>	<b>1,984,527</b>	<b>1,476,997</b>	<b>1,502,248</b>	<b>1,638,687</b>
Revenue Allocations					
Capital Reserve Fund	(98,280)	(90,574)	(67,284)	(68,418)	(74,655)
<b>Total Revenues</b>	<b>2,075,032</b>	<b>1,903,453</b>	<b>1,410,713</b>	<b>1,434,510</b>	<b>1,564,332</b>
<b>Expenditures</b>					
Salaries	209,914	220,293	221,918	215,951	225,806
Benefits	65,351	71,249	68,277	67,047	69,775
Purchased Services	1,366,026	1,489,776	1,123,660	1,064,025	1,098,260
Supplies and Materials	100,688	107,500	121,300	44,656	112,500
Capital Outlay	550,000	150,000	150,000	-	-
Other	23,730	27,750	27,600	17,648	18,000
<b>Total Expenditures</b>	<b>2,315,709</b>	<b>2,066,568</b>	<b>1,712,755</b>	<b>1,409,327</b>	<b>1,524,341</b>
<b>Excess of Revenues Over (Under) Expenditures</b>	<b>(240,677)</b>	<b>(163,115)</b>	<b>(302,042)</b>	<b>25,183</b>	<b>39,991</b>
Fund Balance, Beginning	800,737	625,013	560,060	560,060	585,243
<b>Fund Balance, Ending</b>					
Restricted	560,060	461,898	258,018	585,243	625,234
<b>Fund Balance, Ending</b>	<b>\$ 560,060</b>	<b>\$ 461,898</b>	<b>\$ 258,018</b>	<b>\$ 585,243</b>	<b>\$ 625,234</b>



## FUND 21 - NUTRITION SERVICES FUND

The Nutrition Services Department is accountable for the meal service programs within the District. The program operates with a financially self-supporting budget. The program purchases food and supplies for preparation and service of meals according to Federal Child Nutrition Program guidelines. The Nutrition Services office staff assesses the needs of the department and its customers, sets measurable goals, and maintains a philosophy of customer service in dealing with students, parents, school staff, and the community.

### ST. VRAIN VALLEY SCHOOL DISTRICT RE-1J NUTRITION SERVICES FUND FISCAL YEARS ENDING 2020 - 2022

	Actual 6/30/20	Adopted Budget 6/30/21	Amended Budget 6/30/21	Projected Actual 6/30/21	Adopted Budget 6/30/22
<b>Revenues</b>					
Local Revenues					
Investment Income	\$ 17,952	\$ 12,000	\$ 1,000	\$ 725	\$ 300
Charges for Services	3,467,649	4,600,000	38,000	44,000	55,000
Other Local Sources	62,826	75,000	92,000	75,000	75,000
<b>Total Local Revenues</b>	<b>3,548,427</b>	<b>4,687,000</b>	<b>131,000</b>	<b>119,725</b>	<b>130,300</b>
State Revenues					
State Match	182,546	190,000	84,042	84,042	85,000
Federal Revenues					
Commodities Entitlement	610,326	670,000	670,000	670,000	757,000
National School Lunch Program	5,350,854	5,500,000	6,362,000	7,562,000	10,403,000
<b>Total Federal Revenues</b>	<b>5,961,180</b>	<b>6,170,000</b>	<b>7,032,000</b>	<b>8,232,000</b>	<b>11,160,000</b>
<b>Total Revenues</b>	<b>9,692,153</b>	<b>11,047,000</b>	<b>7,247,042</b>	<b>8,435,767</b>	<b>11,375,300</b>
<b>Expenditures</b>					
Salaries	3,957,677	4,112,350	4,229,000	4,240,000	4,302,000
Benefits	1,665,160	1,803,672	1,718,000	1,739,000	1,817,000
Purchased Services	168,400	125,000	126,000	90,500	133,000
Supplies and Materials	4,442,736	5,166,000	3,183,000	3,584,000	5,109,000
Capital Outlay	13,274	45,000	44,000	40,000	45,000
Other	57,000	100,000	-	-	100,000
<b>Total Expenditures</b>	<b>10,304,247</b>	<b>11,352,022</b>	<b>9,300,000</b>	<b>9,693,500</b>	<b>11,506,000</b>
<b>Revenues Less Expenditures</b>	<b>(612,094)</b>	<b>(305,022)</b>	<b>(2,052,958)</b>	<b>(1,257,733)</b>	<b>(130,700)</b>
Transfers in (out)	-	-	1,630,000	840,335	-
<b>Net Change in Fund Balance</b>	<b>(612,094)</b>	<b>(305,022)</b>	<b>(422,958)</b>	<b>(417,398)</b>	<b>(130,700)</b>
Fund Balance, Beginning	2,058,984	1,356,267	1,446,890	1,446,890	1,029,492
<b>Fund Balance, Ending</b>	<b>\$ 1,446,890</b>	<b>\$ 1,051,245</b>	<b>\$ 1,023,932</b>	<b>\$ 1,029,492</b>	<b>\$ 898,792</b>

## FUND 22 - GRANTS FUND

The Governmental Designated Purpose Grant Fund is used to account for restricted state and federal grants.

The ESSA (Every Student Succeeds Act) of 2015 replaced and updated the NCLB (No Child Left Behind) Act of 2001. ESSA gives greater deference to state education policies and reduced the federal government's role and oversight with regard to the education of Colorado's K-12 students. For more information, visit [www.ed.gov/essa](http://www.ed.gov/essa).

### Consolidated Grants

#### Title I: Part A: Improving Academic Achievement of the Disadvantaged

This funding focuses on promoting school-wide reform in at-risk schools and ensuring student access to scientifically based instructional strategies and challenging academic content. This program is the largest ESSA program and allocates its resources based on the poverty rates of students.

#### Title II: Part A: Teachers and Principals Training and Recruiting

This grant helps to ensure high quality teachers will be available for all students. The grant provides for teacher training and recruitment of highly qualified teachers, para-educators, and principals capable of ensuring that all children achieve high standards.

#### Title III: Language Instruction for Limited English Proficient and Immigrant Students

This grant helps children with limited English skills develop high levels of academic attainment in English and meet the state academic achievement standards set for each grade level. Title III also addresses the need for family literacy, providing English language instruction for parents and preschool age children.

#### Title IV: Part A: Student Support and Academic Enrichment

This grant is intended to improve students' academic achievement by increasing the capacity of State educational agencies (SEAs), local educational agencies (LEAs), and local communities to provide all students with access to a well-rounded education; improve school conditions for student learning; and improve the use of technology to improve the academic achievement and digital literacy of all students.

### Federal Grants

#### IDEA - PL 94-142 - Part B

The purposes of the Individuals with Disabilities Education Act (IDEA) are to ensure that all children with disabilities have available to them free appropriate public education which emphasizes special education and related services designed to meet their unique needs; ensure the rights of children with disabilities are protected; assist local educational agencies to provide education of all children with disabilities; and assess and ensure the effectiveness of efforts to educate children with disabilities.

#### IDEA - PL 99-457 – Preschool

Provides grants to local education agencies to assist in providing special education and related services to children with disabilities ages three to five.

Carl Perkins – Career and Technical Education

This grant develops the vocational skills of secondary students by promoting integrated career, academic, and technical instruction.

McKinney - Education for Homeless Children and Youth

This grant ensures that all homeless children and youth have equal access to the same free, appropriate public education available to other children.

**State Grants**School to Work Alliance Program (SWAP)

The purpose of SWAP is to provide career development and employment related services to youth with disabilities through partnership with the Colorado Department of Education, the Division of Vocational Rehabilitation and school districts. SWAP is designed to enhance transition services mandated through IDEA.

**ST. VRAIN VALLEY SCHOOL DISTRICT RE-1J  
GOVERNMENTAL DESIGNATED PURPOSE GRANTS FUND  
FISCAL YEARS ENDING 2020 - 2022**

	<b>Actual 6/30/20</b>	<b>Adopted Budget 6/30/21</b>	<b>Amended Budget 6/30/21</b>	<b>Projected Actual 6/30/21</b>	<b>Adopted Budget 6/30/22</b>
<b>Revenues</b>					
Local Revenues					
Other Local Sources	\$ -	\$ -	\$ 9,850	\$ 9,850	\$ -
State Revenues					
State Grants	1,799,451	2,603,883	2,218,965	1,905,379	1,797,466
Federal Revenues					
Special Education	4,377,213	6,739,734	7,222,768	4,625,985	7,604,006
Other Federal Grants	4,412,116	4,730,458	4,924,457	3,786,166	5,604,011
<b>Total Federal Revenues</b>	<b>8,789,329</b>	<b>11,470,192</b>	<b>12,147,225</b>	<b>8,412,151</b>	<b>13,208,017</b>
<b>Total Revenues</b>	<b>10,588,780</b>	<b>14,074,075</b>	<b>14,376,040</b>	<b>10,327,380</b>	<b>15,005,483</b>
<b>Expenditures</b>					
Salaries	6,177,310	6,520,386	6,863,224	6,066,233	7,039,777
Benefits	2,134,108	2,512,533	2,590,775	2,126,487	2,802,062
Purchased Services	799,830	1,283,385	768,553	467,703	765,780
Supplies and Materials	636,097	2,990,601	3,119,400	732,027	3,206,907
Capital Outlay	174,873	-	305,114	397,011	72,590
Other	666,562	767,170	728,974	537,919	1,118,367
<b>Total Expenditures</b>	<b>10,588,780</b>	<b>14,074,075</b>	<b>14,376,040</b>	<b>10,327,380</b>	<b>15,005,483</b>
<b>Excess of Revenues Over (Under) Expenditures</b>	<b>-</b>	<b>-</b>	<b>-</b>	<b>-</b>	<b>-</b>
Fund Balance, Beginning	-	-	-	-	-
<b>Fund Balance, Ending</b>	<b>\$ -</b>	<b>\$ -</b>	<b>\$ -</b>	<b>\$ -</b>	<b>\$ -</b>

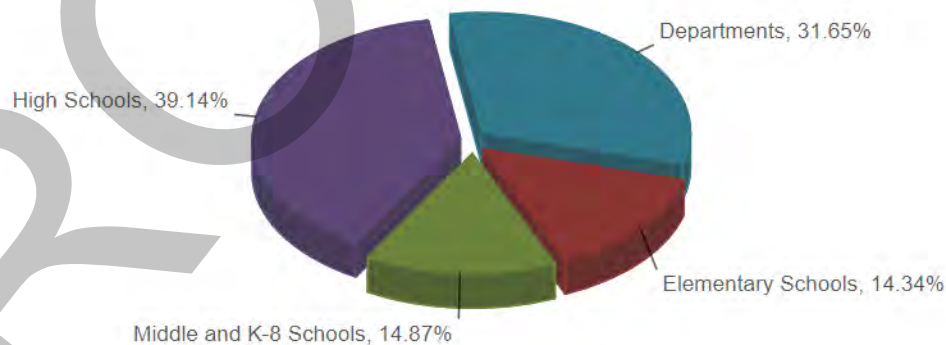
## FUND 23 - STUDENT ACTIVITIES SPECIAL REVENUE FUND

The Student Activities Special Revenue Fund records financial transactions related to school sponsored pupil intrascholastic and interscholastic athletic and other related activities. Although these activities are generally supported by revenues from pupils and gate receipts, they may be supplemented by fundraisers and gifts. Accounting is maintained for each District school and department, and separate activities within each location.

**ST. VRAIN VALLEY SCHOOL DISTRICT RE-1J**  
**STUDENT ACTIVITIES SPECIAL REVENUE FUND**  
**FISCAL YEARS ENDING 2020 - 2022**

	Actual 6/30/20	Adopted Budget 6/30/21	Amended Budget 6/30/21	Projected Actual 6/30/21	Adopted Budget 6/30/22
<b>Revenues</b>					
Local Revenues					
Athletic Activities	\$ 2,348,466	\$ 2,585,000	\$ 1,200,000	\$ 1,200,000	\$ 2,600,000
Pupil Activities	3,202,912	3,388,000	1,300,000	1,350,000	3,450,000
PTO/Gift Activities	787,939	792,000	320,000	540,000	860,000
Investment Income	99,024	64,000	10,000	8,300	10,000
<b>Total Local Revenues</b>	<b>6,438,341</b>	<b>6,829,000</b>	<b>2,830,000</b>	<b>3,098,300</b>	<b>6,920,000</b>
<b>Total Revenues</b>	<b>6,438,341</b>	<b>6,829,000</b>	<b>2,830,000</b>	<b>3,098,300</b>	<b>6,920,000</b>
<b>Expenditures</b>					
Athletic Activities	2,292,481	3,076,000	1,400,000	910,000	2,680,000
Pupil Activities	3,079,555	3,558,000	1,300,000	805,000	3,320,000
PTO Gift Activities	760,840	738,000	400,000	340,000	760,000
<b>Total Expenditures</b>	<b>6,132,876</b>	<b>7,372,000</b>	<b>3,100,000</b>	<b>2,055,000</b>	<b>6,760,000</b>
<b>Excess of Revenues Over Expenditures</b>	<b>305,465</b>	<b>(543,000)</b>	<b>(270,000)</b>	<b>1,043,300</b>	<b>160,000</b>
Transfers in (out)	(238,537)	-	350,000	51,797	-
<b>Net Change in Fund Balance</b>	<b>66,928</b>	<b>(543,000)</b>	<b>80,000</b>	<b>1,095,097</b>	<b>160,000</b>
Fund Balance, Beginning	5,513,273	5,510,736	5,580,201	5,580,201	6,675,298
<b>Fund Balance, Ending</b>	<b>\$ 5,580,201</b>	<b>\$ 4,967,736</b>	<b>\$ 5,660,201</b>	<b>\$ 6,675,298</b>	<b>\$ 6,835,298</b>

**FUND BALANCE JUNE 30, 2020**



**ST. VRAIN VALLEY SCHOOL DISTRICT RE-1J**  
**STUDENT ACTIVITIES SPECIAL REVENUE FUND BALANCES**

Location	2017	2018	2019	2020
<b>Elementary Schools</b>				
Alpine Elementary	\$ (16,011)	\$ 15,540	\$ 14,891	\$ 14,007
Black Rock Elementary	43,451	38,187	56,715	63,796
Blue Mountain Elementary	18,624	12,678	19,384	28,974
Burlington Elementary	70,157	48,344	65,455	31,843
Centennial Elementary	16,017	11,978	12,164	13,631
Central Elementary	35,675	37,557	46,083	60,582
Columbine Elementary	22,785	19,365	18,413	23,042
Eagle Crest Elementary	32,259	26,883	37,451	27,384
Erie Elementary	8,253	13,459	14,590	18,167
Fall River Elementary	49,631	52,144	48,717	65,107
Grand View Elementary	-	-	5,590	15,775
Hygiene Elementary	5,097	4,507	5,007	6,680
Indian Peaks Elementary	15,047	17,668	14,420	20,469
Legacy Elementary	21,613	16,209	23,305	28,288
Longmont Estates Elementary	6,852	8,624	943	10,703
Lyons Elementary	40,476	31,391	35,463	31,752
Mead Elementary	34,661	40,102	46,667	53,890
Mountain View Elementary	16,545	32,556	22,459	25,169
Niwot Elementary	27,601	15,775	27,752	44,631
Northridge Elementary	16,319	20,232	31,681	15,832
Prairie Ridge Elementary	45,347	47,839	53,922	56,649
Red Hawk Elementary	46,777	40,356	38,389	44,949
Rocky Mountain Elementary	21,955	21,559	37,547	51,070
Sanborn Elementary	32,060	35,853	41,257	47,762
<b>Elementary Schools Total</b>	<b>611,191</b>	<b>608,805</b>	<b>718,265</b>	<b>800,152</b>
<b>Middle and K-8 Schools</b>				
Altona Middle	78,977	49,892	57,510	62,829
Coal Ridge Middle	81,576	77,438	74,086	67,853
Erie Middle	161,708	174,563	144,352	138,327
Longs Peak Middle	28,196	21,026	21,677	29,560
Mead Middle	89,737	82,168	66,255	69,657
Sunset Middle	169,085	157,521	137,434	101,036
Soaring Heights PK-8	-	10,000	24,481	55,206
Thunder Valley K-8	38,330	47,592	57,703	66,650
Timberline PK-8	69,654	61,681	58,055	66,622
Trail Ridge Middle	77,582	73,173	59,767	66,080
Westview Middle	104,364	107,971	97,948	106,003
<b>Middle and K-8 Schools Total</b>	<b>899,209</b>	<b>863,024</b>	<b>799,268</b>	<b>829,823</b>
<b>High Schools</b>				
Erie High	332,490	383,720	442,524	478,723
Frederick High	164,534	208,115	165,679	181,665
Longmont High	298,749	310,464	341,419	326,816
Lyons Middle Senior	107,733	80,224	105,423	101,095
Mead High	182,713	272,629	271,448	274,118
Niwot High	239,660	230,518	225,887	217,648
Olde Columbine High	63,338	73,647	74,159	67,771
Silver Creek High	189,144	226,139	200,550	249,038
Skyline High	271,360	294,252	285,881	287,064
<b>High Schools Total</b>	<b>1,849,721</b>	<b>2,079,708</b>	<b>2,112,970</b>	<b>2,183,938</b>
<b>Programs and Departments</b>				
Apex Homeschool	23,530	26,134	25,981	21,054
Curriculum Specialist	52,977	14,234	9,871	8,615
District Athletics	508,642	602,598	442,069	471,395
District Technology	325,570	472,630	660,705	626,774
Extracurricular	22,293	28,024	31,594	49,348
Financial Services	57,279	57,197	57,283	57,456
Innovation Programs	27,656	10,962	12,345	16,403
Student Services	16,068	17,541	18,224	13,452
Superintendents Office	166,204	125,968	250,539	15,453
Vocational Education Services	127,342	112,904	84,888	90,826
Title I	10,067	13,147	15,789	17,367
Other	128,934	201,192	273,482	378,145
<b>Programs and Departments Total</b>	<b>1,466,562</b>	<b>1,682,531</b>	<b>1,882,770</b>	<b>1,766,288</b>
<b>District Total</b>	<b>\$ 4,826,683</b>	<b>\$ 5,234,070</b>	<b>\$ 5,513,273</b>	<b>\$ 5,580,201</b>

## FUND 27 - COMMUNITY EDUCATION FUND

The Community Education Fund is a Special Revenue Fund and is used to record financial transactions from such activities as summer school, community projects, and student alternative make-up program.

**Community Schools** - Funds are generated through tuition and fees. In FY21, Community Schools received State and Federal COVID relief funds. Expenditures include salaries, enrichment program services, supplies/materials, and some furniture/equipment purchases. Community Schools includes before/after school child care, wrap-around programs for part-time preschool students, and after-school, summer, or non-school-day enrichment programs. Community Schools primarily serves elementary school age students.

**Facility Use** - Funds are generated through rental and use fees of district facilities. Expenditures include costs for custodial services, repairs and maintenance, administration, and supplies and materials.

**Local Grants and Awards** - The District receives many grants and awards from local non-profits and corporations, usually for specific purposes. Each grant and award is tracked individually.

**Summer School** - Funds are generated through tuition and donations. Expenditures include instructor salaries, clerical support, supplies/materials, tuition assistance and utility/custodial support. This program serves students in both elementary and secondary grades.

**ST. VRAIN VALLEY SCHOOL DISTRICT RE-1J**  
**COMMUNITY EDUCATION FUND**  
**FISCAL YEARS ENDING 2020 - 2022**

	<u>Actual</u> <u>6/30/20</u>	<u>Adopted</u> <u>Budget</u> <u>6/30/21</u>	<u>Amended</u> <u>Budget</u> <u>6/30/21</u>	<u>Projected</u> <u>Actual</u> <u>6/30/21</u>	<u>Adopted</u> <u>Budget</u> <u>6/30/22</u>
<b>Revenues</b>					
Local Revenues					
Investment Income	\$ 63,235	\$ 42,000	\$ 7,900	\$ 4,744	\$ 2,160
Charges for Services	4,764,916	5,150,800	1,836,457	2,436,582	4,260,117
Local Grants/Awards	550,672	-	415,000	609,150	275,000
<b>Total Local Revenues</b>	<b>5,378,823</b>	<b>5,192,800</b>	<b>2,259,357</b>	<b>3,050,476</b>	<b>4,537,277</b>
State Revenues					
State Grants	-	-	-	308,119	-
Federal Revenues					
Federal Grants	3,577	-	949,187	949,187	-
<b>Total Revenues</b>	<b>5,382,400</b>	<b>5,192,800</b>	<b>3,208,544</b>	<b>4,307,782</b>	<b>4,537,277</b>
<b>Expenditures</b>					
Instruction	4,241,159	3,917,000	4,140,194	4,552,207	3,460,241
Support Services	1,511,853	2,004,000	1,436,360	1,406,272	1,307,887
Capital Outlay	43,962	25,000	60,000	60,174	-
<b>Total Expenditures</b>	<b>5,796,974</b>	<b>5,946,000</b>	<b>5,636,554</b>	<b>6,018,653</b>	<b>4,768,128</b>
<b>Excess (Deficiency) of Revenues</b> <b>Over (Under) Expenditures</b>	<b>(414,574)</b>	<b>(753,200)</b>	<b>(2,428,010)</b>	<b>(1,710,871)</b>	<b>(230,851)</b>
Transfers in (out)	40,537	-	1,423,051	1,024,813	-
<b>Net Change in Fund Balance</b>	<b>(374,037)</b>	<b>(753,200)</b>	<b>(1,004,959)</b>	<b>(686,058)</b>	<b>(230,851)</b>
Fund Balance, Beginning	3,445,670	3,087,050	3,071,633	3,071,633	2,385,575
<b>Fund Balance, Ending</b>					
Restricted	3,071,633	2,333,850	2,066,674	2,385,575	2,154,724
<b>Fund Balance, Ending</b>	<b>\$ 3,071,633</b>	<b>\$ 2,333,850</b>	<b>\$ 2,066,674</b>	<b>\$ 2,385,575</b>	<b>\$ 2,154,724</b>



## FUND 29 - FAIR CONTRIBUTIONS FUND

This Special Revenue Fund was first established November 15, 1995 in accordance with the Intergovernmental Agreement Concerning Fair Contributions for Public School Sites between the City of Longmont and the St. Vrain Valley School District in order to collect monies for acquisition, development or expansion of public school sites based on the impacts created by residential subdivisions. Since that date, additional intergovernmental agreements have been set up with the Towns of Mead, Frederick, Firestone, Erie, Lyons, Dacono and Broomfield. Additional fair contribution fees for public school sites are collected from Boulder County, Larimer County, and from individual developers in Weld County.

The fee is assessed according to the type of dwelling: single family, duplex/triplex, condo/townhouse, multi-family or mobile home. The fees are collected for use within the senior high school feeder attendance area boundaries, which serve the individual dwelling units.

### ST. VRAIN VALLEY SCHOOL DISTRICT RE-1J FAIR CONTRIBUTIONS FOR PUBLIC SCHOOL SITES FUND FISCAL YEARS ENDING 2020 - 2022

	Actual 6/30/20	Adopted Budget 6/30/21	Amended Budget 6/30/21	Projected Actual 6/30/21	Adopted Budget 6/30/22
<b>Revenues</b>					
Local Revenues					
Investment Income	\$ 113,991	\$ 75,000	\$ 13,000	\$ 11,200	\$ 18,000
Cash in Lieu Revenue	1,178,153	1,488,000	1,600,000	1,900,000	2,100,000
<b>Total Revenues</b>	<b>1,292,144</b>	<b>1,563,000</b>	<b>1,613,000</b>	<b>1,911,200</b>	<b>2,118,000</b>
<b>Expenditures</b>					
Purchased Services	7,200	500,000	25,000	10,000	25,000
Capital Outlay	952,460	2,000,000	1,600,000	1,300,000	2,000,000
<b>Total Expenditures</b>	<b>959,660</b>	<b>2,500,000</b>	<b>1,625,000</b>	<b>1,310,000</b>	<b>2,025,000</b>
<b>Excess of Revenues Over (Under) Expenditures</b>	<b>332,484</b>	<b>(937,000)</b>	<b>(12,000)</b>	<b>601,200</b>	<b>93,000</b>
Fund Balance, Beginning	7,591,821	7,512,821	7,924,305	7,924,305	8,525,505
<b>Fund Balance, Ending</b>					
Committed	7,924,305	6,575,821	7,912,305	8,525,505	8,618,505
<b>Fund Balance, Ending</b>	<b>\$ 7,924,305</b>	<b>\$ 6,575,821</b>	<b>\$ 7,912,305</b>	<b>\$ 8,525,505</b>	<b>\$ 8,618,505</b>

## FUND 31 - BOND REDEMPTION FUND

The Bond Redemption Fund is a debt service fund used to account for property taxes levied and investment income earned, and to provide for payment of general long-term debt principal retirement, semi-annual interest, and related fees.

The District's long-term debt, in the form of general obligation bonds, will total \$469,740,000 as of June 30, 2021. In November of 2016, District taxpayers authorized \$260 million of general obligation debt in order to address the District's capital needs due to growth. In December of 2016, the District issued \$200 million of the \$260 million that was authorized, and issued the remaining \$60 million in October of 2018. The budgeted amount for the District's debt service and related fees for Fiscal Year 2021-22 is \$57,686,846. Property taxes provide nearly all of the revenue for this fund, with investment income contributing less than 1%.

On December 15, 2020, the series 2010A bonds became subject to call and redemption. With sufficient resources available in its Bond Redemption Fund to be able to fund the early redemption of these bonds, administration determined it was advantageous and favorable to the District and its taxpayers to fully redeem and discharge the 2010A bonds early, on June 1, 2021. This reduces the longevity of the 2010A bond debt by approximately 4 ½ years, resulting in an interest savings of \$1.59M.

The legal debt limit of 20% of the District's 2020 assessed valuation of \$4.10 billion is \$819.4 million. This exceeds the net amount of the District's bonds payable as of December 31, 2020 by approximately \$349.7 million.

The District's enrollment has changed between -4.70% and 1.24% per year over the past five years. Annual increases of approximately 1 - 2.5% are expected for the next several years. The district experienced a downward impact to student enrollment as a result of the COVID-19 pandemic in the amount of approximately 1,500 students, or -4.7% (including the preschool program) in the 2020-21 school year. District needs for additional school facilities are expected to continue to increase as growth resumes in subsequent years, and additional facility needs increased due to the expansion of the kindergarten program in the 2019-20 school year. The need for the issuance of bonds to provide for these school facilities is carefully considered with the assistance of the Long-Range Facilities Planning Committee.

The property tax levy for principal and interest on bonds was Board-approved at 17.550 mills for property tax year 2020 (to be collected in 2021), which is approximately 31.0% of the total tax levy of 56.542 mills. The District's debt service payments remain stable until 2023. In 2024, debt service payments are structured to drop by approximately \$18 million per year with little fluctuation until 2031. Principal and interest payments from 2032 forward are structured to increase again until the majority of bonds are paid off in 2034, with a few remaining bonds scheduled through 2036. Maintaining the current scheduled repayment of long-term debt is not expected to have any significant financial impact on current or future operations of the District.

## GENERAL OBLIGATION BONDS

Issue Date	Issue Amount	Interest % *	Principal Due	Premium **	Outstanding Balance as of June 30, 2021	Note
April 2006	\$ 43,455,000	5.25%	Dec 15 through 2020	\$ 2,520,719	\$ -	1
February 2009	\$ 104,000,000	3.00% - 3.625%	Dec 15 through 2021	\$ 504,199	100,000	2
May 2010	\$ 8,590,000	5.25%	Dec 15, 2023 - 2025	\$ 1,191,756	-	4
May 2010	\$ 76,410,000	5.34% - 5.79%	Dec 15, 2026-2033	\$ -	76,410,000	3
June 2011	\$ 31,150,000	2.75% - 5.0%	Dec 15 through 2022	\$ 4,359,203	17,075,000	
February 2012	\$ 34,695,000	2.0% - 4.0%	Dec 15 through 2024	\$ 4,245,413	19,955,000	
October 2014	\$ 50,355,000	3.0% - 5.0%	Dec 15 through 2026	\$ 10,821,491	45,850,000	
February 2016	\$ 115,155,000	2.5% - 5.0%	Dec 15 through 2033	\$ 12,871,395	94,995,000	
October 2016	\$ 14,390,000	1.75% - 5.0%	Dec 15, 2021 - 2022	\$ 2,430,004	14,390,000	
December 2016	\$ 200,000,000	3.0% - 5.0%	Dec 15 through 2036	\$ 23,640,238	178,360,000	
October 2018	\$ 60,340,000	5.0%	Dec 15 through 2022	\$ 3,415,401	<u>22,605,000</u>	
					\$ 469,740,000	

\* All interest is payable on June 15 and December 15.

\*\* All premiums are being amortized over the life of the bonds.

1) The April 2006 issuance was partially refunded in October of 2016.

2) Due to favorable market conditions, a portion of the February 2009 bonds was refinanced in Fiscal Year 2016.

3) The \$76,410,000 bond issuance in May of 2010 was part of the Direct Pay Build America Bond Program.

4) Called and paid early on June 1, 2021

**ST. VRAIN VALLEY SCHOOL DISTRICT RE-1J**  
**BOND REDEMPTION FUND**  
**FISCAL YEARS ENDING 2020 - 2022**

	<b>Actual 6/30/20</b>	<b>Adopted Budget 6/30/21</b>	<b>Amended Budget 6/30/21</b>	<b>Projected Actual 6/30/21</b>	<b>Adopted Budget 6/30/22</b>
<b>Revenues</b>					
Local Revenues					
Property Taxes	\$ 73,389,872	\$ 73,294,052	\$ 71,891,049	\$ 71,904,749	\$ 68,309,512
Investment Income	653,451	600,000	85,000	76,000	100,000
Other Local Sources	982,297	-	900,000	400,000	500,000
<b>Total Revenues</b>	<b>75,025,620</b>	<b>73,894,052</b>	<b>72,876,049</b>	<b>72,380,749</b>	<b>68,909,512</b>
<b>Expenditures</b>					
Debt Principal	33,775,000	36,585,000	36,585,000	45,175,000	36,185,000
Interest	25,208,839	23,559,439	23,559,439	23,541,901	21,481,846
Fiscal Charges	16,390	20,000	20,000	17,000	20,000
<b>Total Expenditures</b>	<b>59,000,229</b>	<b>60,164,439</b>	<b>60,164,439</b>	<b>68,733,901</b>	<b>57,686,846</b>
<b>Excess of Revenues and Other Sources Over (Under) Expenditures and Other Uses</b>	<b>16,025,391</b>	<b>13,729,613</b>	<b>12,711,610</b>	<b>3,646,848</b>	<b>11,222,666</b>
Fund Balance, Beginning	52,775,237	67,769,450	68,800,628	68,800,628	72,447,476
<b>Fund Balance, Ending</b>	<b>\$ 68,800,628</b>	<b>\$ 81,499,063</b>	<b>\$ 81,512,238</b>	<b>\$ 72,447,476</b>	<b>\$ 83,670,142</b>

**ST. VRAIN VALLEY SCHOOL DISTRICT RE-1J**  
**BOND REDEMPTION FUND**  
**GENERAL OBLIGATION BONDS**  
**AS OF JUNE 30, 2021**

<b>General Obligation Bonds</b>	<b>Principal</b>	<b>Interest</b>	<b>Total</b>
Building 2009	\$ 100,000	\$ 1,813	\$ 101,813
Building 2010B	76,410,000	41,707,074	118,117,074
Refunding 2003 in 2011B	17,075,000	864,375	17,939,375
Refunding 2004 in 2012	19,955,000	1,803,650	21,758,650
Refunding 2006 in 2014	45,850,000	9,753,750	55,603,750
Refunding 2009 in 2016A	94,995,000	35,714,350	130,709,350
Refunding 2006 in 2016B	14,390,000	646,869	15,036,869
Building 2016C	178,360,000	85,654,075	264,014,075
Building 2018	22,605,000	1,144,125	23,749,125
<b>Total General Obligation Bonds</b>	<b>\$ 469,740,000</b>	<b>\$ 177,290,081</b>	<b>\$ 647,030,081</b>

**DETAIL OF ANNUAL PAYMENTS - ALL BONDS**

<b>Fiscal Year</b>	<b>Principal</b>	<b>Interest</b>	<b>Total Principal/Interest</b>
2021-22	\$ 36,185,000	\$ 21,481,845	\$ 57,666,845
2022-23	36,795,000	19,833,214	56,628,214
2023-24	20,335,000	18,520,989	38,855,989
2024-25	21,685,000	17,590,989	39,275,989
2025-26	22,910,000	16,537,389	39,447,389
2026-27	27,510,000	15,272,742	42,782,742
2027-28	28,190,000	13,853,223	42,043,223
2028-29	29,270,000	12,367,637	41,637,637
2029-30	30,185,000	10,877,601	41,062,601
2030-31	31,530,000	9,381,106	40,911,106
2031-32	39,680,000	7,654,560	47,334,560
2032-33	43,875,000	5,629,415	49,504,415
2033-34	39,815,000	3,725,221	43,540,221
2034-35	20,345,000	2,478,400	22,823,400
2035-36	20,430,000	1,560,750	21,990,750
2036-37	21,000,000	525,000	21,525,000
<b>Total</b>	<b>\$ 469,740,000</b>	<b>\$ 177,290,081</b>	<b>\$ 647,030,081</b>

## FUND 41 - BUILDING FUND

The Building Fund is a Capital Project Fund used to budget and account for the proceeds of bond sales and expenditures for capital outlay for land, buildings, improvements of grounds, construction of buildings, additions or remodeling of buildings, or the initial purchase and replacement of certain equipment.

In December 2016, the District issued \$200 million in bonds and received an additional \$23.6 million in bond premium. This resulted in a total of \$223.6 million in proceeds from the initial sale of bonds that were authorized by voters in November 2016. Many projects are funded by these bonds, including the recently-opened Grand View Elementary, Soaring Heights PK-8, and St. Vrain Innovation Center, and the soon to be opened Highlands Elementary and new Mead Elementary building.

An additional \$60 million bond issuance took place in October of 2018, generating an additional \$3.4 million in premium. This provided the balance of the funds necessary for all of the planned projects as described in the November 2016 ballot information.

### ST. VRAIN VALLEY SCHOOL DISTRICT RE-1J

#### BUILDING FUND

#### FISCAL YEARS ENDING 2020 - 2022

	Actual 6/30/20	Adopted Budget 6/30/21	Amended Budget 6/30/21	Projected Actual 6/30/21	Adopted Budget 6/30/22
<b>Revenues</b>					
Local Revenues					
Investment Income	\$ 1,831,318	\$ 650,000	\$ 108,000	\$ 103,000	\$ 60,000
Other Local Sources	605,713	5,000	5,000	5,000	5,000
<b>Total Revenues</b>	<b>2,437,031</b>	<b>655,000</b>	<b>113,000</b>	<b>108,000</b>	<b>65,000</b>
<b>Expenditures</b>					
Salaries	567,218	701,000	647,000	597,000	547,000
Benefits	178,397	226,000	207,000	192,000	167,000
Purchased Services	7,130,134	12,000,000	9,000,000	7,000,000	2,000,000
Supplies and Materials	2,639	-	-	-	-
Capital Outlay	40,402,668	45,000,000	52,000,000	39,000,000	27,411,874
Other	3,960	5,000	6,000	3,300	5,000
<b>Total Expenditures</b>	<b>48,285,016</b>	<b>57,932,000</b>	<b>61,860,000</b>	<b>46,792,300</b>	<b>30,130,874</b>
<b>Excess of Revenues Over (Under) Expenditures</b>	<b>(45,847,985)</b>	<b>(57,277,000)</b>	<b>(61,747,000)</b>	<b>(46,684,300)</b>	<b>(30,065,874)</b>
<b>Other Financing Sources (Uses)</b>					
<b>Net change in fund balance</b>	<b>(45,847,985)</b>	<b>(57,277,000)</b>	<b>(61,747,000)</b>	<b>(46,684,300)</b>	<b>(30,065,874)</b>
Fund Balance, Beginning	125,398,159	72,141,159	79,550,174	79,550,174	32,865,874
<b>Fund Balance, Ending</b>	<b>\$ 79,550,174</b>	<b>\$ 14,864,159</b>	<b>\$ 17,803,174</b>	<b>\$ 32,865,874</b>	<b>\$ 2,800,000</b>

## FUND 43 - CAPITAL RESERVE FUND

The Capital Reserve Capital Projects Fund is used to account for revenue allocations from the General Fund and other revenues allocated to or earned in this fund, and the expenditures for the ongoing capital needs of the District, such as acquisition of land, building additions and improvements, and major equipment purchases.

Schools and departments submit project and equipment funding requests. Requests are evaluated and recommended by the Capital Reserve Committee and submitted to the Board of Education for final approval.

### ST. VRAIN VALLEY SCHOOL DISTRICT RE-1J CAPITAL RESERVE CAPITAL PROJECTS FUND FISCAL YEARS ENDING 2020 - 2022

	Actual 6/30/20	Adopted Budget 6/30/21	Amended Budget 6/30/21	Projected Actual 6/30/21	Adopted Budget 6/30/22
<b>Revenues</b>					
Local Revenues					
Investment Income	\$ 167,961	\$ 110,000	\$ 15,000	\$ 9,000	\$ 3,600
Other Local Sources	191,316	75,000	76,500	110,639	75,000
<b>Total Local Revenues</b>	<b>359,277</b>	<b>185,000</b>	<b>91,500</b>	<b>119,639</b>	<b>78,600</b>
State Revenues					
State Equalization	6,080,821	2,702,497	7,158,683	7,158,683	9,674,152
<b>Total Revenues</b>	<b>6,440,098</b>	<b>2,887,497</b>	<b>7,250,183</b>	<b>7,278,322</b>	<b>9,752,752</b>
<b>Expenditures</b>					
Capital Expenditures	9,034,008	8,247,373	12,809,367	10,849,252	12,500,156
<b>Revenues Less Expenditures</b>	<b>(2,593,910)</b>	<b>(5,359,876)</b>	<b>(5,559,184)</b>	<b>(3,570,930)</b>	<b>(2,747,404)</b>
Transfers in (out)	816,753	-	(60,051)	239,949	-
<b>Excess of Revenues Over (Under) Expenditures</b>	<b>(1,777,157)</b>	<b>(5,359,876)</b>	<b>(5,619,235)</b>	<b>(3,330,981)</b>	<b>(2,747,404)</b>
Fund Balance, Beginning	9,305,415	7,312,608	7,528,258	7,528,258	4,197,277
<b>Fund Balance, Ending</b>					
Committed	7,528,258	1,952,732	1,909,023	4,197,277	1,449,873
<b>Fund Balance, Ending</b>	<b>\$ 7,528,258</b>	<b>\$ 1,952,732</b>	<b>\$ 1,909,023</b>	<b>\$ 4,197,277</b>	<b>\$ 1,449,873</b>

**CAP RESERVE FY 2022 SUMMARY**  
**GF Funded CAP Reserve ESTIMATED COSTS**

<b>Fund Accounts</b>	<b>Fund Manager</b>	<b>Percent of Total</b>	<b>2022 Proposed CAP Summary</b>	<b>2022 CAP Funding Source</b>
Arts/Athletics	Executive Director of Athletics/Fine Arts	0.7 %	\$ 84,750	2022 General Fund
Custodial	Custodial Manager	0.9 %	107,000	2022 General Fund
Districtwide Capital Projects	Executive Director of Construction/Maintenance	87.9 %	10,996,600	2022 General Fund
Nutrition Services	Director of Nutrition Services	0.2 %	21,140	2022 General Fund
Regulatory Compliance	Assistant Superintendent of Operations	0.8 %	100,000	2022 General Fund
Transportation	Director of Transportation	9.5 %	1,190,666	2022 General Fund
<b>Total</b>		<b>100.0 %</b>	<b>\$ 12,500,156</b>	



## FUND 65 - SELF INSURANCE FUND

The Self Insurance Fund is an internal service fund used to account for the District's self-funded insurance plan. Revenues for the fund include employee and District contributions towards health and dental claims, and rebates or incentives from healthcare provider contracts. Expenditures include salary, benefits, purchased services, supplies, and equipment related to managing the self-insurance health and dental plans and complying with the Health Insurance Portability and Accountability Act (HIPAA).

Initial funding for the fund was in the form of transfers from the General Fund that were attributable to the United, Cigna and MetLife plan histories, and the results of successful negotiations by the District Administration on behalf of the District's employees.

### ST. VRAIN VALLEY SCHOOL DISTRICT RE-1J

#### SELF INSURANCE FUND

#### FISCAL YEARS ENDING 2020 - 2022

	Actual 6/30/20	Adopted Budget 6/30/21	Amended Budget 6/30/21	Projected Actual 6/30/21	Adopted Budget 6/30/22
<b>Revenues</b>					
Local Revenues					
Investment Income	\$ 98,280	\$ 60,000	\$ 17,000	\$ 12,310	\$ 20,000
Charges for Services	23,914,896	24,175,000	24,368,400	25,863,208	25,863,210
Other Local Sources	78,898	10,000	10,000	205,285	12,310
<b>Total Revenues</b>	<b>24,092,074</b>	<b>24,245,000</b>	<b>24,395,400</b>	<b>26,080,803</b>	<b>25,895,520</b>
<b>Expenditures</b>					
Salaries	178,259	214,883	214,875	214,875	225,618
Benefits	58,195	68,655	71,383	71,383	74,448
Purchased Services	3,472,024	4,134,000	4,406,100	4,222,000	4,644,200
Supplies and Materials	-	5,400	5,400	-	5,400
Claims Paid	15,189,495	20,204,009	20,569,325	19,325,000	23,190,000
Other	835,883	943,000	1,005,000	1,020,000	1,025,000
<b>Total Expenditures</b>	<b>19,733,856</b>	<b>25,569,947</b>	<b>26,272,083</b>	<b>24,853,258</b>	<b>29,164,666</b>
<b>Excess of Revenues Over (Under) Expenditures</b>	<b>4,358,218</b>	<b>(1,324,947)</b>	<b>(1,876,683)</b>	<b>1,227,545</b>	<b>(3,269,146)</b>
Fund Balance, Beginning	6,494,703	9,157,775	10,852,921	10,852,921	12,080,466
<b>Fund Balance, Ending</b>	<b>\$ 10,852,921</b>	<b>\$ 7,832,828</b>	<b>\$ 8,976,238</b>	<b>\$ 12,080,466</b>	<b>\$ 8,811,320</b>

## SUMMARY BUDGET REPORTS

The following pages contain consolidated budgetary information to provide a district-wide, comprehensive summary of the individual fund budgets.

### **Consolidated Budget Summary**

The first page of the Consolidated Budget Summary shows all funds available compared to total appropriations, summarized by operating funds and other funds. Subsequent pages show the detail for each fund in a side-by-side, comparison format.

Operating funds include the General Fund, Capital Reserve Fund, Colorado Preschool Program Fund, Community Education Fund, Fair Contributions Fund, Designated Grant Fund, Nutrition Services Fund, Risk Management Fund, Self-Insurance Fund and Student Activities Special Revenue Fund.

Other funds include the Bond Redemption Fund and Building Fund.

### **Expenditures by Program and Object**

This schedule presents the budget of each fund, organized by program and object, according to the state-mandated "Uniform Budget Summary" format as required under C.R.S. 22-44-105(1)(d.5).

**ST. VRAIN VALLEY SCHOOL DISTRICT RE-1J**  
**CONSOLIDATED ADOPTED BUDGET SUMMARY**  
**FISCAL YEAR ENDING JUNE 30, 2022**

<b>Fund Accounts</b>	<b>Net Operating Funds Total</b>	<b>Net Other Funds Total</b>	<b>District Total</b>
Beginning Fund Balance	\$ 183,931,074	\$ 105,313,350	\$ 289,244,424
Revenues	439,360,763	68,974,512	508,335,275
Transfers In	-	-	-
<b>Total Funds Available</b>	<b>623,291,837</b>	<b>174,287,862</b>	<b>797,579,699</b>
Expenditures	463,702,760	87,817,720	551,520,480
Transfers Out	-	-	-
TABOR Reserves	11,479,000	-	11,479,000
Other Appropriated Reserves	148,110,077	86,470,142	234,580,219
<b>Total Appropriations</b>	<b>\$ 623,291,837</b>	<b>\$ 174,287,862</b>	<b>\$ 797,579,699</b>

**ST. VRAIN VALLEY SCHOOL DISTRICT RE-1J**  
**CONSOLIDATED ADOPTED BUDGET SUMMARY**  
**OPERATING FUNDS**  
**FISCAL YEAR ENDING JUNE 30, 2022**

	General Fund	Capital Reserve Fund	Colorado Preschool Program Fund	Community Education Fund	Fair Contributions Fund
<b>Revenues</b>					
<b>State Formula</b>					
Property Taxes	\$ 104,353,374	\$ -	\$ -	\$ -	\$ -
State Equalization	141,223,874	9,674,152	1,564,032	-	-
Specific Ownership Taxes	9,730,979	-	-	-	-
<b>Local Sources</b>					
Mill Levy Override	52,896,084	-	-	-	-
Investment Income	175,000	3,600	300	2,160	18,000
Charges for Services	3,013,640	-	-	4,260,117	-
Other	7,057,718	75,000	-	275,000	2,100,000
<b>State Sources</b>					
Special Education	7,961,293	-	-	-	-
Vocational Education	885,000	-	-	-	-
Transportation	2,062,956	-	-	-	-
State On-Behalf Payment to PERA	4,700,000	-	-	-	-
Other	3,357,209	-	-	-	-
<b>Federal Sources</b>					
Special Education	-	-	-	-	-
Other	20,000,429	-	-	-	-
<b>Total Revenues</b>	<b>357,417,556</b>	<b>9,752,752</b>	<b>1,564,332</b>	<b>4,537,277</b>	<b>2,118,000</b>
<b>Total Revenues and Other Sources</b>	<b>357,417,556</b>	<b>9,752,752</b>	<b>1,564,332</b>	<b>4,537,277</b>	<b>2,118,000</b>
<b>Expenditures</b>					
<b>Instruction Services</b>					
Direct Instruction	189,528,548	84,750	1,123,710	164,940	-
Instructional Support Services	37,131,189	-	213,674	52,500	-
School Management	25,152,605	-	186,957	-	-
<b>Instruction Services Subtotal</b>	<b>251,812,342</b>	<b>84,750</b>	<b>1,524,341</b>	<b>217,440</b>	<b>-</b>
<b>District Wide Support Services</b>					
General Administration	3,858,325	-	-	-	-
Fiscal Services	5,201,900	-	-	-	-
Operations/Maintenance/Custodial	27,305,214	8,203,600	-	-	-
Pupil Transportation	11,690,233	1,190,666	-	-	-
Central Services	17,484,575	-	-	-	-
Other Support	1,326,920	-	-	-	-
Nutrition Services	45,000	21,140	-	-	-
<b>District Wide Support Services Subtotal</b>	<b>66,912,167</b>	<b>9,415,406</b>	<b>-</b>	<b>-</b>	<b>-</b>
<b>Community Services</b>					
Community Services	217,825	-	-	4,550,688	-
Property	-	3,000,000	-	-	2,025,000
Other Operating Expenditures	19,842,339	-	-	-	-
Charter Schools	34,889,770	-	-	-	-
<b>District Wide Subtotal</b>	<b>54,949,934</b>	<b>3,000,000</b>	<b>-</b>	<b>4,550,688</b>	<b>2,025,000</b>
<b>Total Budgeted Expenditures</b>	<b>373,674,443</b>	<b>12,500,156</b>	<b>1,524,341</b>	<b>4,768,128</b>	<b>2,025,000</b>
<b>Total Expenditures and Transfers</b>	<b>373,674,443</b>	<b>12,500,156</b>	<b>1,524,341</b>	<b>4,768,128</b>	<b>2,025,000</b>
<b>Net Change in Fund Balance</b>	<b>(16,256,887)</b>	<b>(2,747,404)</b>	<b>39,991</b>	<b>(230,851)</b>	<b>93,000</b>
Beginning Fund Balance	140,963,651	4,197,277	585,243	2,385,575	8,525,505
<b>Ending Fund Balance</b>	<b>124,706,764</b>	<b>1,449,873</b>	<b>625,234</b>	<b>2,154,724</b>	<b>8,618,505</b>
Nonspendable	1,552,573	-	-	-	-
Restricted for TABOR	11,479,000	-	-	-	-
Restricted	2,184,470	-	625,234	2,154,724	-
Committed for Contingencies	7,653,000	-	-	-	-
Committed	15,254,000	1,449,873	-	-	8,618,505
Assigned	55,771,495	-	-	-	-
<b>Unassigned Fund Balance</b>	<b>\$ 30,812,226</b>	<b>\$ -</b>	<b>\$ -</b>	<b>\$ -</b>	<b>\$ -</b>
Funded Pupil Count	30,196.0	30,574.0	378.0		30,574.0
Budgeted Expenditure per Funded Pupil	\$ 12,375	\$ 409	\$ 4,033		\$ 66

**ST. VRAIN VALLEY SCHOOL DISTRICT RE-1J**  
**CONSOLIDATED ADOPTED BUDGET SUMMARY**  
**OPERATING FUNDS**  
**FISCAL YEAR ENDING JUNE 30, 2022**

	Designated Purpose Grants Fund	Nutrition Services Fund	Risk Management Fund	Self Insurance Fund	Student Activities Special Revenue Fund	Total
<b>Revenues</b>						
<b>State Formula</b>						
Property Taxes	\$ -	\$ -	\$ -	\$ -	\$ -	\$ 104,353,374
State Equalization	-	-	4,745,743	-	-	157,207,801
Specific Ownership Taxes	-	-	-	-	-	9,730,979
<b>Local Sources</b>						
Mill Levy Override	-	-	-	-	-	52,896,084
Investment Income	-	300	3,800	20,000	10,000	233,160
Charges for Services	-	55,000	-	25,863,210	-	33,191,967
Other	-	75,000	25,000	12,310	6,910,000	16,530,028
<b>State Sources</b>						
Special Education	-	-	-	-	-	7,961,293
Vocational Education	-	-	-	-	-	885,000
Transportation	-	-	-	-	-	2,062,956
State On-Behalf Payment to PERA	-	-	-	-	-	4,700,000
Other	1,797,466	85,000	-	-	-	5,239,675
<b>Federal Sources</b>						
Special Education	7,604,006	-	-	-	-	7,604,006
Other	5,604,011	11,160,000	-	-	-	36,764,440
<b>Total Revenues</b>	<b>15,005,483</b>	<b>11,375,300</b>	<b>4,774,543</b>	<b>25,895,520</b>	<b>6,920,000</b>	<b>439,360,763</b>
<b>Total Revenues and Other Sources</b>	<b>15,005,483</b>	<b>11,375,300</b>	<b>4,774,543</b>	<b>25,895,520</b>	<b>6,920,000</b>	<b>439,360,763</b>
<b>Expenditures</b>						
<b>Instruction Services</b>						
Direct Instruction	7,860,071	-	-	-	6,265,458	205,027,477
Instructional Support Services	5,734,565	-	-	-	347,739	43,479,667
School Management	119,751	-	-	-	-	25,459,313
<b>Instruction Services Subtotal</b>	<b>13,714,387</b>	<b>-</b>	<b>-</b>	<b>-</b>	<b>6,613,197</b>	<b>273,966,457</b>
<b>District Wide Support Services</b>						
General Administration	-	-	-	-	-	3,858,325
Fiscal Services	-	-	-	-	-	5,201,900
Operations/Maintenance/Custodial	45,109	-	857,833	-	-	36,411,756
Pupil Transportation	-	-	-	-	-	12,880,899
Central Services	150,000	-	5,916,710	29,164,666	122,506	52,838,457
Other Support	1,095,987	-	-	-	-	2,422,907
Nutrition Services	-	3,022,252	-	-	-	3,088,392
<b>District Wide Support Services Subtotal</b>	<b>1,291,096</b>	<b>3,022,252</b>	<b>6,774,543</b>	<b>29,164,666</b>	<b>122,506</b>	<b>116,702,636</b>
<b>Community Services</b>						
Community Services	-	-	-	-	24,297	4,792,810
Property	-	-	-	-	-	5,025,000
Other Operating Expenditures	-	8,483,748	-	-	-	28,326,087
Charter Schools	-	-	-	-	-	34,889,770
<b>District Wide Subtotal</b>	<b>-</b>	<b>8,483,748</b>	<b>-</b>	<b>-</b>	<b>24,297</b>	<b>73,033,667</b>
<b>Total Budgeted Expenditures</b>	<b>15,005,483</b>	<b>11,506,000</b>	<b>6,774,543</b>	<b>29,164,666</b>	<b>6,760,000</b>	<b>463,702,760</b>
<b>Total Expenditures and Transfers</b>	<b>15,005,483</b>	<b>11,506,000</b>	<b>6,774,543</b>	<b>29,164,666</b>	<b>6,760,000</b>	<b>463,702,760</b>
<b>Net Change in Fund Balance</b>	<b>-</b>	<b>(130,700)</b>	<b>(2,000,000)</b>	<b>(3,269,146)</b>	<b>160,000</b>	<b>(24,341,997)</b>
<b>Beginning Fund Balance</b>						
Beginning Fund Balance	-	1,029,492	7,488,567	12,080,466	6,675,298	183,931,074
<b>Ending Fund Balance</b>	<b>-</b>	<b>898,792</b>	<b>5,488,567</b>	<b>8,811,320</b>	<b>6,835,298</b>	<b>159,589,077</b>
<b>Unassigned Fund Balance</b>						
Unassigned	-	-	-	-	-	1,552,573
Restricted for TABOR	-	-	-	-	-	11,479,000
Restricted	-	898,792	-	-	6,835,298	12,698,518
Committed for Contingencies	-	-	-	-	-	7,653,000
Committed	-	-	5,488,567	8,811,320	-	39,622,265
Assigned	-	-	-	-	-	55,771,495
<b>Unassigned Fund Balance</b>	<b>\$ -</b>	<b>\$ -</b>	<b>\$ -</b>	<b>\$ -</b>	<b>\$ -</b>	<b>\$ 30,812,226</b>
<b>Funded Pupil Count</b>						
Funded Pupil Count	30,574.0	30,574.0	30,574.0		30,574.0	
<b>Budgeted Expenditure per Funded Pupil</b>	<b>\$ 491</b>	<b>\$ 376</b>	<b>\$ 222</b>		<b>\$ 221</b>	

**ST. VRAIN VALLEY SCHOOL DISTRICT RE-1J**  
**CONSOLIDATED ADOPTED BUDGET SUMMARY**  
**OTHER FUNDS**  
**FISCAL YEAR ENDING JUNE 30, 2022**

Description	Bond Redemption Fund	Building Fund	Net Total Other Funds
<b><u>Revenues</u></b>			
Local Sources			
Property Taxes	\$ 68,309,512	\$ -	\$ 68,309,512
Investment Income	100,000	60,000	160,000
Fund Raising and Contributions	-	-	-
Proceeds From Borrowing	-	-	-
Other	500,000	5,000	505,000
<b>Total Revenues</b>	<b>68,909,512</b>	<b>65,000</b>	<b>68,974,512</b>
<b><u>Expenditures</u></b>			
Debt Services	57,686,846	-	57,686,846
Capital Outlay	-	30,130,874	30,130,874
Student Scholarships	-	-	-
<b>Total Budgeted Expenditures</b>	<b>57,686,846</b>	<b>30,130,874</b>	<b>87,817,720</b>
<b>Net Change in Fund Balance</b>	<b>11,222,666</b>	<b>(30,065,874)</b>	<b>(18,843,208)</b>
Beginning Fund Balances	72,447,476	32,865,874	105,313,350
<b>Ending Fund Balance</b>	<b>\$ 83,670,142</b>	<b>\$ 2,800,000</b>	<b>\$ 86,470,142</b>
Estimated Funded Pupil Count	30,574.0	30,574.0	
Budgeted Expenditure per Funded Pupil	\$ 1,887	\$ 986	

**ST. VRAIN VALLEY SCHOOL DISTRICT RE-1J**  
**UNIFORM CONSOLIDATED ADOPTED BUDGET SUMMARY**  
**EXPENDITURES BY PROGRAM AND OBJECT**  
**FISCAL YEAR ENDING JUNE 30, 2022**

	Fund #	10	18	19	21	22	23
			Risk Management	Colorado Preschool	Nutrition	Designated Purpose Grants	Student Activities Special
Description	Fund Name	General Fund	Fund	Program Fund	Services Fund	Fund	Revenue Fund
<b>BEGINNING FUND BALANCE</b> (includes ALL Reserves)	Object/Source	140,963,651	7,488,567	585,243	1,029,492	-	6,675,298
<b>REVENUES</b>							
Local Sources	1000-1999	177,185,532	28,800	300	130,300	-	6,920,000
Intermediate Sources	2000-2999	41,263	-	-	-	-	-
State Sources	3000-3999	176,174,259	-	-	85,000	1,797,466	-
Federal Sources	4000-4999	20,000,429	-	-	11,160,000	13,208,017	-
<b>TOTAL REVENUES</b>		<b>373,401,483</b>	<b>28,800</b>	<b>300</b>	<b>11,375,300</b>	<b>15,005,483</b>	<b>6,920,000</b>
<b>TOTAL BEGINNING FUND BALANCE &amp; REVENUES</b>		<b>514,365,134</b>	<b>7,517,367</b>	<b>585,543</b>	<b>12,404,792</b>	<b>15,005,483</b>	<b>13,595,298</b>
TOTAL ALLOCATIONS (TO)/FROM OTHER FUNDS	5600,,5800	(1,638,687)	-	-	-	-	-
TRANSFERS (TO)/FROM OTHER FUNDS	5200-5300	(14,345,240)	4,745,743	1,564,032	-	-	-
TRANSFERS TO CHARTER SCHOOLS	0594,5211,5711	(34,889,770)	-	-	-	-	-
OTHER SOURCES	5100,5400	-	-	-	-	-	-
	5500,5900	-	-	-	-	-	-
<b>AVAILABLE BEGINNING FUND BALANCE &amp; REVENUES</b> (Plus or Minus (if Revenue) Allocations and Transfers)		<b>463,491,437</b>	<b>12,263,110</b>	<b>2,149,575</b>	<b>12,404,792</b>	<b>15,005,483</b>	<b>13,595,298</b>
<b>EXPENDITURES</b>							
Instruction - Program 0010 - 2099							
Salaries	0100	127,916,298	-	-	-	3,520,725	414,561
Employee Benefits	0200	47,388,923	-	-	-	1,439,930	96,960
Purchased Services	0300,0400,0500	4,081,108	-	1,086,460	-	69,100	1,472,575
Supplies and Materials	0600	9,574,810	-	20,000	-	2,826,216	3,292,002
Property	0700	152,580	-	-	-	-	66,008
Other	0800,0900	414,829	-	17,250	-	4,100	923,352
<b>Total Instruction</b>		<b>189,528,548</b>	<b>-</b>	<b>1,123,710</b>	<b>-</b>	<b>7,860,071</b>	<b>6,265,458</b>
Supporting Services							
Students - Program 2100							
Salaries	0100	15,966,023	-	51,831	-	2,455,071	17,425
Employee Benefits	0200	5,671,904	-	18,024	-	872,957	6,201
Purchased Services	0300,0400,0500	599,646	-	-	-	135,933	5,426
Supplies and Materials	0600	174,291	-	-	-	240,433	318,443
Property	0700	-	-	-	-	-	-
Other	0800,0900	51,400	-	-	-	11,780	244
<b>Total Students</b>		<b>22,463,264</b>	<b>-</b>	<b>69,855</b>	<b>-</b>	<b>3,716,174</b>	<b>347,739</b>
Instructional Staff - Program 2200							
Salaries	0100	8,773,733	-	28,666	-	972,768	-
Employee Benefits	0200	2,632,088	-	10,103	-	455,833	-
Purchased Services	0300,0400,0500	1,788,969	-	11,800	-	443,032	-
Supplies and Materials	0600	1,127,467	-	92,500	-	140,258	-
Property	0700	-	-	-	-	-	-
Other	0800,0900	345,668	-	750	-	6,500	-
<b>Total Instructional Staff</b>		<b>14,667,925</b>	<b>-</b>	<b>143,819</b>	<b>-</b>	<b>2,018,391</b>	<b>-</b>
General Administration- Program 2300							
Salaries	0100	1,253,653	-	-	-	-	-
Employee Benefits	0200	769,759	-	-	-	-	-
Purchased Services	0300,0400,0500	1,444,854	-	-	-	-	-
Supplies and Materials	0600	316,899	-	-	-	-	-
Property	0700	-	-	-	-	-	-
Other	0800,0900	73,160	-	-	-	-	-
<b>Total General Administration</b>		<b>3,858,325</b>	<b>-</b>	<b>-</b>	<b>-</b>	<b>-</b>	<b>-</b>
School Administration- Program 2400							
Salaries	0100	17,873,514	-	145,309	-	87,303	-
Employee Benefits	0200	6,069,483	-	41,648	-	32,448	-
Purchased Services	0300,0400,0500	146,350	-	-	-	-	-
Supplies and Materials	0600	1,031,718	-	-	-	-	-
Property	0700	-	-	-	-	-	-
Other	0800,0900	31,540	-	-	-	-	-
<b>Total School Administration</b>		<b>25,152,605</b>	<b>-</b>	<b>186,957</b>	<b>-</b>	<b>119,751</b>	<b>-</b>
Business Services- Program 2500							
Salaries	0100	2,810,196	-	-	-	-	-
Employee Benefits	0200	934,251	-	-	-	-	-
Purchased Services	0300,0400,0500	847,953	-	-	-	-	-
Supplies and Materials	0600	78,000	-	-	-	-	-
Property	0700	-	-	-	-	-	-
Other	0800,0900	531,500	-	-	-	-	-
<b>Total Business Services</b>		<b>5,201,900</b>	<b>-</b>	<b>-</b>	<b>-</b>	<b>-</b>	<b>-</b>

**ST. VRAIN VALLEY SCHOOL DISTRICT RE-1J**  
**UNIFORM CONSOLIDATED ADOPTED BUDGET SUMMARY**  
**EXPENDITURES BY PROGRAM AND OBJECT**  
**FISCAL YEAR ENDING JUNE 30, 2022**

	Fund #	27	29	31	41	43	65	
		Community	Fair	Bond		Capital Reserve	Self Insurance	
Description	Fund Name	Education Fund	Contributions Fund	Redemption Fund	Building Fund	Fund	Fund	Total
<b>BEGINNING FUND BALANCE</b> (includes ALL Reserves)	Object/Source	2,385,575	8,525,505	72,447,476	32,865,874	4,197,277	12,080,466	289,244,424
<b>REVENUES</b>								
Local Sources	1000-1999	4,537,277	18,000	68,909,512	65,000	78,600	25,895,520	283,768,841
Intermediate Sources	2000-2999	-	2,100,000	-	-	-	-	2,141,263
State Sources	3000-3999	-	-	-	-	-	-	178,056,725
Federal Sources	4000-4999	-	-	-	-	-	-	44,368,446
<b>TOTAL REVENUES</b>		<b>4,537,277</b>	<b>2,118,000</b>	<b>68,909,512</b>	<b>65,000</b>	<b>78,600</b>	<b>25,895,520</b>	<b>508,335,275</b>
<b>TOTAL BEGINNING FUND BALANCE &amp; REVENUES</b>		<b>6,922,852</b>	<b>10,643,505</b>	<b>141,356,988</b>	<b>32,930,874</b>	<b>4,275,877</b>	<b>37,975,986</b>	<b>797,579,699</b>
TOTAL ALLOCATIONS (TO)/FROM OTHER FUNDS	5600,,5800	-	-	-	-	-	-	(1,638,687)
TRANSFERS (TO)/FROM OTHER FUNDS	5200-5300	-	-	-	-	9,674,152	-	1,638,687
TRANSFERS TO CHARTER SCHOOLS	0594,5211,5711	-	-	-	-	-	-	(34,889,770)
	5100,5400,	-	-	-	-	-	-	-
	5500,5900	-	-	-	-	-	-	-
<b>OTHER SOURCES</b>								
<b>AVAILABLE BEGINNING FUND BALANCE &amp; REVENUES</b> (Plus or Minus (if Revenue) Allocations and Transfers)		<b>6,922,852</b>	<b>10,643,505</b>	<b>141,356,988</b>	<b>32,930,874</b>	<b>13,950,029</b>	<b>37,975,986</b>	<b>762,689,929</b>
<b>EXPENDITURES</b>								
Instruction - Program 0010 - 2099								
Salaries	0100	82,745	-	-	-	-	-	131,934,329
Employee Benefits	0200	17,521	-	-	-	-	-	48,943,334
Purchased Services	0300,0400,0500	54,550	-	-	-	-	-	6,763,793
Supplies and Materials	0600	10,124	-	-	-	-	-	15,723,152
Property	0700	-	-	-	-	84,750	-	303,338
Other	0800,0900	-	-	-	-	-	-	1,359,531
<b>Total Instruction</b>		<b>164,940</b>	<b>-</b>	<b>-</b>	<b>-</b>	<b>84,750</b>	<b>-</b>	<b>205,027,477</b>
Supporting Services								
Students - Program 2100								
Salaries	0100	-	-	-	-	-	-	18,490,350
Employee Benefits	0200	-	-	-	-	-	-	6,569,086
Purchased Services	0300,0400,0500	-	-	-	-	-	-	741,005
Supplies and Materials	0600	-	-	-	-	-	-	733,167
Property	0700	-	-	-	-	-	-	-
Other	0800,0900	-	-	-	-	-	-	63,424
<b>Total Students</b>		<b>-</b>	<b>-</b>	<b>-</b>	<b>-</b>	<b>-</b>	<b>-</b>	<b>26,597,032</b>
Instructional Staff - Program 2200								
Salaries	0100	-	-	-	-	-	-	9,775,167
Employee Benefits	0200	-	-	-	-	-	-	3,098,024
Purchased Services	0300,0400,0500	5,500	-	-	-	-	-	2,249,301
Supplies and Materials	0600	47,000	-	-	-	-	-	1,407,225
Property	0700	-	-	-	-	-	-	-
Other	0800,0900	-	-	-	-	-	-	352,918
<b>Total Instructional Staff</b>		<b>52,500</b>	<b>-</b>	<b>-</b>	<b>-</b>	<b>-</b>	<b>-</b>	<b>16,882,635</b>
General Administration- Program 2300								
Salaries	0100	-	-	-	-	-	-	1,253,653
Employee Benefits	0200	-	-	-	-	-	-	769,759
Purchased Services	0300,0400,0500	-	-	-	-	-	-	1,444,854
Supplies and Materials	0600	-	-	-	-	-	-	316,899
Property	0700	-	-	-	-	-	-	-
Other	0800,0900	-	-	-	-	-	-	73,160
<b>Total General Administration</b>		<b>-</b>	<b>-</b>	<b>-</b>	<b>-</b>	<b>-</b>	<b>-</b>	<b>3,858,325</b>
School Administration- Program 2400								
Salaries	0100	-	-	-	-	-	-	18,106,126
Employee Benefits	0200	-	-	-	-	-	-	6,143,579
Purchased Services	0300,0400,0500	-	-	-	-	-	-	146,350
Supplies and Materials	0600	-	-	-	-	-	-	1,031,718
Property	0700	-	-	-	-	-	-	-
Other	0800,0900	-	-	-	-	-	-	31,540
<b>Total School Administration</b>		<b>-</b>	<b>-</b>	<b>-</b>	<b>-</b>	<b>-</b>	<b>-</b>	<b>25,459,313</b>
Business Services- Program 2500								
Salaries	0100	-	-	-	-	-	-	2,810,196
Employee Benefits	0200	-	-	-	-	-	-	934,251
Purchased Services	0300,0400,0500	-	-	-	-	-	-	847,953
Supplies and Materials	0600	-	-	-	-	-	-	78,000
Property	0700	-	-	-	-	-	-	-
Other	0800,0900	-	-	-	-	-	-	531,500
<b>Total Business Services</b>		<b>-</b>	<b>-</b>	<b>-</b>	<b>-</b>	<b>-</b>	<b>-</b>	<b>5,201,900</b>



**ST. VRAIN VALLEY SCHOOL DISTRICT RE-1J**  
**UNIFORM CONSOLIDATED ADOPTED BUDGET SUMMARY**  
**EXPENDITURES BY PROGRAM AND OBJECT**  
**FISCAL YEAR ENDING JUNE 30, 2022**

	Fund #	10	18	19	21	22	23
			Risk Management	Colorado	Nutrition	Designated	Student
			Fund	Preschool	Services Fund	Purpose Grants	Activities
Description	Fund Name	General Fund	Fund	Program Fund	Fund	Fund	Special Revenue Fund
Operations and Maintenance - Program 2600							
Salaries	0100	12,504,827	213,409	-	-	3,910	-
Employee Benefits	0200	4,693,331	58,474	-	-	894	-
Purchased Services	0300,0400,0500	4,432,517	341,850	-	-	40,305	-
Supplies and Materials	0600	5,467,739	237,500	-	-	-	-
Property	0700	123,000	-	-	-	-	-
Other	0800,0900	83,800	6,600	-	-	-	-
<b>Total Operations and Maintenance</b>		<b>27,305,214</b>	<b>857,833</b>	-	-	<b>45,109</b>	-
Student Transportation - Program 2700							
Salaries	0100	7,016,742	-	-	-	-	-
Employee Benefits	0200	2,931,361	-	-	-	-	-
Purchased Services	0300,0400,0500	549,130	-	-	-	-	-
Supplies and Materials	0600	1,190,000	-	-	-	-	-
Property	0700	-	-	-	-	-	-
Other	0800,0900	3,000	-	-	-	-	-
<b>Total Student Transportation</b>		<b>11,690,233</b>	-	-	-	-	-
Central Support - Program 2800							
Salaries	0100	7,759,387	101,582	-	-	-	-
Employee Benefits	0200	2,494,068	33,778	-	-	-	-
Purchased Services	0300,0400,0500	1,390,952	4,188,450	-	-	77,410	920
Supplies and Materials	0600	5,807,768	1,512,000	-	-	-	120,877
Property	0700	-	-	-	-	72,590	-
Other	0800,0900	32,400	80,900	-	-	-	709
<b>Total Central Support</b>		<b>17,484,575</b>	<b>5,916,710</b>	-	-	<b>150,000</b>	<b>122,506</b>
Other Support - Program 2900							
Salaries	0100	286,065	-	-	-	-	-
Employee Benefits	0200	985,855	-	-	-	-	-
Purchased Services	0300,0400,0500	55,000	-	-	-	-	-
Supplies and Materials	0600	-	-	-	-	-	-
Property	0700	-	-	-	-	-	-
Other	0800,0900	-	-	-	-	1,095,987	-
<b>Total Other Support</b>		<b>1,326,920</b>	-	-	-	<b>1,095,987</b>	-
Food Service Operations - 3100							
Salaries	0100	-	-	-	1,297,270	-	-
Employee Benefits	0200	-	-	-	564,982	-	-
Purchased Services	0300,0400,0500	-	-	-	50,000	-	-
Supplies and Materials	0600	-	-	-	882,000	-	-
Property	0700	-	-	-	45,000	-	-
Other	0800,0900	45,000	-	-	183,000	-	-
<b>Total Food Service Operations</b>		<b>45,000</b>	-	-	<b>3,022,252</b>	-	-
Enterprise Operations - Program 3200							
Salaries	0100	22,500	-	-	-	-	6,879
Employee Benefits	0200	4,895	-	-	-	-	1,085
Purchased Services	0300,0400,0500	10,000	-	-	-	-	(467)
Supplies and Materials	0600	20,000	-	-	-	-	16,800
Property	0700	5,000	-	-	-	-	-
Other	0800,0900	15,430	-	-	-	-	-
<b>Total Enterprise Operations</b>		<b>77,825</b>	-	-	-	-	<b>24,297</b>
Community Services - Program 3300							
Salaries	0100	-	-	-	-	-	-
Employee Benefits	0200	-	-	-	-	-	-
Purchased Services	0300,0400,0500	140,000	-	-	-	-	-
Supplies and Materials	0600	-	-	-	-	-	-
Property	0700	-	-	-	-	-	-
Other	0800,0900	-	-	-	-	-	-
<b>Total Community Services</b>		<b>140,000</b>	-	-	-	-	-
Education for Adults- Program 3400							
Salaries	0100	-	-	-	-	-	-
Employee Benefits	0200	-	-	-	-	-	-
Purchased Services	0300,0400,0500	-	-	-	-	-	-
Supplies and Materials	0600	-	-	-	-	-	-
Property	0700	-	-	-	-	-	-
Other	0800,0900	-	-	-	-	-	-
<b>Total Education for Adults Services</b>		-	-	-	-	-	-
<b>Total Supporting Services</b>		<b>129,413,786</b>	<b>6,774,543</b>	<b>400,631</b>	<b>3,022,252</b>	<b>7,145,412</b>	<b>494,542</b>

**ST. VRAIN VALLEY SCHOOL DISTRICT RE-1J**  
**UNIFORM CONSOLIDATED ADOPTED BUDGET SUMMARY**  
**EXPENDITURES BY PROGRAM AND OBJECT**  
**FISCAL YEAR ENDING JUNE 30, 2022**

	Fund #	27	29	31	41	43	65	
		Community	Fair	Bond		Capital Reserve	Self Insurance	
Description	Fund Name	Education Fund	Contributions Fund	Redemption Fund	Building Fund	Fund	Fund	Total
Operations and Maintenance - Program 2600								
Salaries	0100	-	-	-	-	-	-	12,722,146
Employee Benefits	0200	-	-	-	-	-	-	4,752,699
Purchased Services	0300,0400,0500	-	-	-	-	8,096,600	-	12,911,272
Supplies and Materials	0600	-	-	-	-	-	-	5,705,239
Property	0700	-	-	-	-	107,000	-	230,000
Other	0800,0900	-	-	-	-	-	-	90,400
<b>Total Operations and Maintenance</b>		-	-	-	-	<b>8,203,600</b>	-	<b>36,411,756</b>
Student Transportation - Program 2700								
Salaries	0100	-	-	-	-	-	-	7,016,742
Employee Benefits	0200	-	-	-	-	-	-	2,931,361
Purchased Services	0300,0400,0500	-	-	-	-	-	-	549,130
Supplies and Materials	0600	-	-	-	-	-	-	1,190,000
Property	0700	-	-	-	-	1,190,666	-	1,190,666
Other	0800,0900	-	-	-	-	-	-	3,000
<b>Total Student Transportation</b>		-	-	-	-	<b>1,190,666</b>	-	<b>12,880,899</b>
Central Support - Program 2800								
Salaries	0100	-	-	-	-	-	225,618	8,086,587
Employee Benefits	0200	-	-	-	-	-	74,448	2,602,294
Purchased Services	0300,0400,0500	-	-	-	-	-	27,834,200	33,491,932
Supplies and Materials	0600	-	-	-	-	-	5,400	7,446,045
Property	0700	-	-	-	-	-	-	72,590
Other	0800,0900	-	-	-	-	-	1,025,000	1,139,009
<b>Total Central Support</b>		-	-	-	-	-	<b>29,164,666</b>	<b>52,838,457</b>
Other Support - Program 2900								
Salaries	0100	-	-	-	-	-	-	286,065
Employee Benefits	0200	-	-	-	-	-	-	985,855
Purchased Services	0300,0400,0500	-	-	-	-	-	-	55,000
Supplies and Materials	0600	-	-	-	-	-	-	-
Property	0700	-	-	-	-	-	-	-
Other	0800,0900	-	-	-	-	-	-	1,095,987
<b>Total Other Support</b>		-	-	-	-	-	-	<b>2,422,907</b>
Food Service Operations - 3100								
Salaries	0100	-	-	-	-	-	-	1,297,270
Employee Benefits	0200	-	-	-	-	-	-	564,982
Purchased Services	0300,0400,0500	-	-	-	-	-	-	50,000
Supplies and Materials	0600	-	-	-	-	-	-	882,000
Property	0700	-	-	-	-	21,140	-	66,140
Other	0800,0900	-	-	-	-	-	-	228,000
<b>Total Food Service Operations</b>		-	-	-	-	<b>21,140</b>	-	<b>3,088,392</b>
Enterprise Operations - Program 3200								
Salaries	0100	2,232,708	-	-	-	-	-	2,262,087
Employee Benefits	0200	801,274	-	-	-	-	-	807,254
Purchased Services	0300,0400,0500	48,268	-	-	-	-	-	57,801
Supplies and Materials	0600	187,766	-	-	-	-	-	224,566
Property	0700	-	-	-	-	-	-	5,000
Other	0800,0900	32,034	-	-	-	-	-	47,464
<b>Total Enterprise Operations</b>		<b>3,302,050</b>	-	-	-	-	-	<b>3,404,172</b>
Community Services - Program 3300								
Salaries	0100	528,964	-	-	-	-	-	528,964
Employee Benefits	0200	154,109	-	-	-	-	-	154,109
Purchased Services	0300,0400,0500	243,464	-	-	-	-	-	383,464
Supplies and Materials	0600	302,420	-	-	-	-	-	302,420
Property	0700	-	-	-	-	-	-	-
Other	0800,0900	19,681	-	-	-	-	-	19,681
<b>Total Community Services</b>		<b>1,248,638</b>	-	-	-	-	-	<b>1,388,638</b>
Education for Adults - Program 3400								
Salaries	0100	-	-	-	-	-	-	-
Employee Benefits	0200	-	-	-	-	-	-	-
Purchased Services	0300,0400,0500	-	-	-	-	-	-	-
Supplies and Materials	0600	-	-	-	-	-	-	-
Property	0700	-	-	-	-	-	-	-
Other	0800,0900	-	-	-	-	-	-	-
<b>Total Education for Adults Services</b>		-	-	-	-	-	-	-
<b>Total Supporting Services</b>		<b>4,603,188</b>	-	-	-	<b>9,415,406</b>	<b>29,164,666</b>	<b>190,434,426</b>

**ST. VRAIN VALLEY SCHOOL DISTRICT RE-1J**  
**UNIFORM CONSOLIDATED ADOPTED BUDGET SUMMARY**  
**EXPENDITURES BY PROGRAM AND OBJECT**  
**FISCAL YEAR ENDING JUNE 30, 2022**

	Fund #	10	18	19	21	22	23
			Risk	Colorado	Nutrition	Designated	Student
			Management	Preschool	Services	Purpose Grants	Activities
Description	Fund Name	General Fund	Fund	Program Fund	Fund	Fund	Special Revenue Fund
Property - Program 4000							
Salaries	0100	-	-	-	-	-	-
Employee Benefits	0200	-	-	-	-	-	-
Purchased Services	0300,0400,0500	-	-	-	-	-	-
Supplies and Materials	0600	-	-	-	-	-	-
Property	0700	-	-	-	-	-	-
Other	0800,0900	-	-	-	-	-	-
<b>Total Property</b>		-	-	-	-	-	-
Other Uses - Program 5000 - Including							
Transfers Out and/or							
Allocations Out as an expenditure							
Salaries	0100	6,215,410	-	-	3,004,730	-	-
Employee Benefits	0200	1,389,145	-	-	1,252,018	-	-
Purchased Services	0300,0400,0500	-	-	-	-	-	-
Supplies and Materials	0600	2,994,678	-	-	4,227,000	-	-
Property	0700	-	-	-	-	-	-
Other	0800	9,243,106	-	-	-	-	-
<b>Total Other Uses</b>		19,842,339	-	-	8,483,748	-	-
<b>TOTAL EXPENDITURES</b>		338,784,673	6,774,543	1,524,341	11,506,000	15,005,483	6,760,000
<b>RESERVES</b>							
Reserved Fund Balance	0840	113,227,764	5,488,567	625,234	898,792	-	6,835,298
Reserve for TABOR 3% - Program 9310	0840	11,479,000	-	-	-	-	-
<b>TOTAL RESERVES</b>		124,706,764	5,488,567	625,234	898,792	-	6,835,298
<b>TOTAL EXPENDITURES &amp; RESERVES</b>		463,491,437	12,263,110	2,149,575	12,404,792	15,005,483	13,595,298
<b>TOTAL AVAILABLE BEGINNING FUND BALANCE &amp; REVENUES LESS TOTAL EXPENDITURES &amp; RESERVES</b>		-	-	-	-	-	-

**ST. VRAIN VALLEY SCHOOL DISTRICT RE-1J  
UNIFORM CONSOLIDATED ADOPTED BUDGET SUMMARY  
EXPENDITURES BY PROGRAM AND OBJECT  
FISCAL YEAR ENDING JUNE 30, 2022**

	Fund #	27	29	31	41	43	65	
		Community	Fair	Bond		Capital Reserve	Self Insurance	
Description	Fund Name	Education Fund	Contributions Fund	Redemption Fund	Building Fund	Fund	Fund	Total
Property - Program 4000								
Salaries	0100	-	-	-	547,000	-	-	547,000
Employee Benefits	0200	-	-	-	167,000	-	-	167,000
Purchased Services	0300,0400,0500	-	25,000	-	2,000,000	-	-	2,025,000
Supplies and Materials	0600	-	-	-	-	-	-	-
Property	0700	-	2,000,000	-	27,411,874	3,000,000	-	32,411,874
Other	0800,0900	-	-	-	5,000	-	-	5,000
<b>Total Property</b>		-	<b>2,025,000</b>	-	<b>30,130,874</b>	<b>3,000,000</b>	-	<b>35,155,874</b>
Other Uses - Program 5000 - Including								
Transfers Out and/or								
Allocations Out as an expenditure								
Salaries	0100	-	-	-	-	-	-	9,220,140
Employee Benefits	0200	-	-	-	-	-	-	2,641,163
Purchased Services	0300,0400,0500	-	-	20,000	-	-	-	20,000
Supplies and Materials	0600	-	-	-	-	-	-	7,221,678
Property	0700	-	-	-	-	-	-	-
Other	0800	-	-	57,666,846	-	-	-	66,909,952
<b>Total Other Uses</b>		-	-	<b>57,686,846</b>	-	-	-	<b>86,012,933</b>
<b>TOTAL EXPENDITURES</b>		<b>4,768,128</b>	<b>2,025,000</b>	<b>57,686,846</b>	<b>30,130,874</b>	<b>12,500,156</b>	<b>29,164,666</b>	<b>516,630,710</b>
<b>RESERVES</b>								
Reserved Fund Balance	0840	2,154,724	8,618,505	83,670,142	2,800,000	1,449,873	8,811,320	234,580,219
Reserve for TABOR 3% - Program 9310	0840	-	-	-	-	-	-	11,479,000
<b>TOTAL RESERVES</b>		<b>2,154,724</b>	<b>8,618,505</b>	<b>83,670,142</b>	<b>2,800,000</b>	<b>1,449,873</b>	<b>8,811,320</b>	<b>246,059,219</b>
<b>TOTAL EXPENDITURES &amp; RESERVES</b>		<b>6,922,852</b>	<b>10,643,505</b>	<b>141,356,988</b>	<b>32,930,874</b>	<b>13,950,029</b>	<b>37,975,986</b>	<b>762,689,929</b>
<b>TOTAL AVAILABLE BEGINNING FUND BALANCE &amp; REVENUES</b>								
<b>LESS TOTAL EXPENDITURES &amp; RESERVES</b>		-	-	-	-	-	-	-

PROPOSED



## MEMORANDUM

DATE: June 23, 2021

TO: Board of Education

FROM: Dr. Don Haddad, Superintendent of Schools

SUBJECT: Approval of Vendors Providing Purchased Services Over \$100,000  
Strategic Priority – Strong District Finances

RECOMMENDATION

That the Board of Education approves the following updated list of vendors who are anticipated to provide purchased services over \$100,000 during Fiscal Year 2022.

<b>Vendor Name</b>	<b>Services Provided</b>	<b>Pricing Method</b>	<b>FY22 Est. Purchases</b>	<b>FY21 Total Purchases</b>
Advanced Network Management	Consulting Services	Contract	\$1,000,000.00	\$938,055.00
Alan Ford Architects	Construction	Contract	\$150,000.00	\$441,266.00
Alight Solutions, LLC	Healthcare Navigation Services	Contract	\$120,000.00	\$120,000.00
Arlun Inc.	Gym Floor Refinishing	Contract	\$150,000.00	\$150,000.00
Ampersand Therapy LLC	Student Services	Per Student	\$150,000.00	\$140,173.00
Anderson Mason Dale Architects	Design Svcs Construction	Contract	\$150,000.00	\$227,738.00
BCCS, LLC	Custodial Services	Contract	\$1,700,000.00	\$1,300,000.00
Black Hills Energy (Source Gas)	Utility Service	Monthly Invoice	\$350,000.00	\$296,500.00
Boulder County	Public Health and Sheriff	Contract	\$175,000.00	\$170,000.00
Boulder County Treasurer	Treasurer Fees	Prop. Tax	\$225,000.00	\$223,000.00
Boulder Valley Care Network – BVCN	HR / Benefits	Contract	\$120,000.00	\$120,000.00
Brightmont Academy	Student Tuition	Per Student	\$100,000.00	\$122,000.00

<b>Vendor Name</b>	<b>Services Provided</b>	<b>Pricing Method</b>	<b>FY22 Est. Purchases</b>	<b>FY21 Total Purchases</b>
Cannon Design Colorado	Design Svcs Construction	Contract	\$260,000.00	\$240,000.00
Cascade Industries	Irrigation Equipment	Sole Source	\$150,000.00	\$127,000.00
CDW-Government	Software Licenses	Contract	\$400,000.00	\$327,686.00
Centennial Board of Coop Ed Svcs-CBOCES	Shared School District Services	Contract	\$300,000.00	\$290,000.00
City of Longmont	Utility Service & SRO Program	Monthly Invoice & Contract	\$6,000,000.00	\$6,000,000.00
CLA-CliftonLarson Allen LLP	Auditing Svcs	Contract	\$120,000.00	\$120,000.00
The College Board	AP Program	Contract	\$400,000.00	\$400,000.00
Colo Department of Labor and Employment	Unemployment Insurance	Quarterly Invoices	\$600,000.00	\$222,500.00
Colo Hazard Control	Operations	Contract	\$155,000.00	\$150,000.00
Colo School District Self Insurance Pool	Property & Liability Insurance	Premiums	\$2,000,000.00	\$1,857,200.00
CommonLit	Curriculum	Sole Source	\$275,000.00	\$260,000.00
Computer Information Concepts	Infinite Campus Services	Per Student	\$350,000.00	\$367,500.00
Converge One	Network Consulting	Contract	\$1,000,000.00	\$1,000,000.00
Cunningham Group Architecture	Construction	Contract	\$200,000.00	\$583,000.00
Cascade Industries	Irrigation Equipment	Sole Source	\$150,000.00	\$127,000.00
Devereux Colorado	Student Services	Per Student	\$100,000.00	\$100,000.00
Dirsec	Software Licenses	Contract	\$110,000.00	\$110,000.00
DLR Group Inc.	Construction	Contract	\$100,000.00	\$143,700.00
Edmentum Inc.	Curriculum	Sole Source	\$255,000.00	\$252,550.00
ETG Fire Inc.	Construction Svcs	Contract	\$225,000.00	\$212,000.00
FCI Constructors, Inc.	Construction	Contract	\$5,000,000.00	\$6,131,000.00
Florida Virtual School	Technology	Per User	\$450,000.00	\$771,493.00

<b>Vendor Name</b>	<b>Services Provided</b>	<b>Pricing Method</b>	<b>FY22 Est. Purchases</b>	<b>FY21 Total Purchases</b>
Franzen Pittman GC	Construction	Contract	\$1,500,000.00	\$1,531,792.00
Front Range Community College	Classes	Tuition	\$500,000.00	\$500,000.00
Garland/DBS Inc	Construction/ Roofing	Contract	\$150,000.00	\$116,000.00
GCC Longmont Holdings LTD	APEX	Contract	\$250,000.00	\$282,000.00
GH Phipps Construction	General Contractor	Contract	\$750,000.00	\$735,000.00
Golden Triangle Construction, Inc.	Construction	Various	\$5,000,000.00	\$5,361,500.00
Greater Western Fence LLC	Perimeter Fencing	Contract	\$100,000.00	\$60,000.00
Ground Engineering Consultants, Inc.	Inspection Services	Various	\$100,000.00	\$135,000.00
The Hartford	HR/Benefits	Contract	\$650,000.00	\$650,000.00
Haselden Construction	Construction	Contract	\$100,000.00	\$129,000.00
Hord Coplan Macht Inc.	Architect Svcs	Contract	\$150,000.00	\$380,000.00
Illuminate Education (Formerly Alpine Achievement Systems)	Student Data Management	Contract	\$200,000.00	\$237,659.60
International Baccalaureate	Student Services	Contract	\$120,000.00	\$120,000.00
JAMF Software, LLC	Software Licenses	Contract	\$256,000.00	\$230,000.00
JHL Constructors Inc.	Construction	Contract	\$5,000,000.00	\$25,000,000.00
Joshua School	Treatment Services	Per Student	\$500,000.00	\$457,000.00
Kaiser Permanente	HR/Benefits	Contract	\$6,500,000.00	\$6,452,700.00
Konica-Minolta (All Copy Products)	High-Vol Copier Usage	Contract	\$250,000.00	\$220,000.00
Krische Construction	General Contractor	Contract	\$200,000.00	\$518,000.00
Laradon Hall	Student Services	Per Student	\$150,000.00	\$150,000.00
Lumen Inc. (formerly CenturyLink)	Technology	Monthly Invoice	\$225,000.00	\$219,000.00
Lyons, Gaddis, Kahn & Hall PC	Legal Services	Monthly Invoice	\$200,000.00	\$135,500.00
Magic Cleaners	Custodial Carpet Cleaning Service	Contract	\$120,000.00	\$126,000.00
MOA Architect	Construction	Contract	\$100,000.00	\$165,000.00



<b>Vendor Name</b>	<b>Services Provided</b>	<b>Pricing Method</b>	<b>FY22 Est. Purchases</b>	<b>FY21 Total Purchases</b>
Music & Arts	Repair Services	Quote	\$150,000.00	\$133,000.00
National Pavement Partners	Asphalt Paving	Contract	\$200,000.00	\$168,244.00
Nextera Healthcare LLC	HR/Benefits	Contract	\$800,000.00	\$739,000.00
NoCo Energy Solutions			\$150,000.00	\$150,000.00
Northern Colorado School District's Worker's Compensation Pool	Worker's Compensation	Premiums	\$1,000,000.00	\$847,700.00
Overdrive, Inc.	Instruction	Per Student	\$100,000.00	\$100,000.00
Insight/PCMG/Global GovEd	SmartNet Support	Contract	\$450,000.00	\$450,000.00
P&A Administrative Services	HR/Benefits	Contract	\$700,000.00	\$620,000.00
Peak Environmental	Environmental	Contract	\$100,000.00	\$100,000.00
Poudre Valley REA	Utility Service	Monthly Invoice	\$150,000.00	\$135,000.00
Procure Therapy Inc	Student Services	Per Student	\$100,000.00	\$100,000.00
Reading Plus formerly Taylor Associates Communications	Web-Based Student Instruction	Contract	\$150,000.00	\$125,100.00
Renaissance Learning Inc	Instruction	Contract	\$200,000.00	\$183,000.00
RevTrack	Online Credit Card Processing	Per transaction	\$200,000.00	\$108,000.00
Schoology (Powerschool Group, LLC.)	Technology	Contract	\$135,000.00	\$135,900.00
Sierra School / SECO	Student Services	Contract	\$1,500,000.00	\$1,500,000.00
Skyline Lighting	Operations	Contract	\$100,000.00	\$100,000.00
Soliant Health	Student Services	Monthly Invoice	\$100,000.00	\$100,000.00
Symmetry Energy Solution (formerly CenterPoint)	Utility Services	Contract	\$500,000.00	\$500,000.00
Tennyson Center for Children	Student Services	Per Student	\$100,000.00	\$100,000.00
Terracon Consultants Inc.	Construction Svcs	Contract	\$225,000.00	\$225,000.00
The Root Group	Software Licenses	Bid	\$165,000.00	\$141,500.00

<b>Vendor Name</b>	<b>Services Provided</b>	<b>Pricing Method</b>	<b>FY22 Est. Purchases</b>	<b>FY21 Total Purchases</b>
The Zero Card	HR/Benefits	Contract	\$650,000.00	\$530,000.00
Town of Erie	Utility Service & SRO Program	Monthly Invoice & Contract	\$700,000.00	\$665,000.00
Town of Firestone	Utility Service	Monthly Invoice	\$100,000.00	\$75,000.00
Town of Frederick	Utility Service & SRO Program	Monthly Invoice & Contract	\$475,000.00	\$447,200.00
Town of Lyons	Utility Service	Monthly Invoice	\$150,000.00	\$100,000.00
Town of Mead	Utility Service & SRO Program	Monthly Invoice & Contract	\$270,000.00	\$250,000.00
UMR	HR/Benefits	Contract	\$17,000,000.00	\$13,876,000.00
Unite Private Networks, LLC	Technology/ISP WAN	Monthly Invoice	\$550,000.00	\$500,000.00
United Power, Inc.	Utility Service	Monthly Invoice	\$1,500,000.00	\$1,500,000.00
Verizon	Cell Phone Service	Monthly Invoice	\$200,000.00	\$170,000.00
Vision Service Plan	HR/Benefits	Contract	\$300,000.00	\$267,000.00
Weld County Treasurer	Treasurer Fees	Prop. Tax	\$200,000.00	\$194,000.00
Weld County School District 6	Tuition	Bi-yearly invoice	\$125,000.00	\$125,000.00
Wells Fargo Vendor Financial Services	Capital Lease	Monthly Invoice	\$1,000,000.00	\$840,000.00
Western Disposal	Trash & Recycling Services	Contract	\$400,000.00	\$350,000.00
Willis Towers Watson	Benefits Broker	Contract	\$150,000.00	\$150,000.00
Wild Plum Center	Student Services	Contract	\$265,500.00	\$193,300.00
Wold Architects and Engineers	Construction	Contract	\$100,000.00	\$150,800.00
Writable	Curriculum	Sole Source	\$685,000.00	\$685,000.00
Xcel Energy	Utility Service	Monthly Invoice	\$1,000,000.00	\$1,000,000.00

## **BACKGROUND**

This updated information is presented in an effort to streamline the District's policy requirement that the Board approve all vendors to whom the District pays over \$100,000 in a single fiscal year, per Board Policy DJ/DJA – Purchasing/Purchasing Authority. This is specifically to address vendors who provide goods that are not competitively bid, competitive bids that are extended into a new fiscal year, or FY21 newly awarded contracts.

## MEMORANDUM

DATE: June 23, 2021

TO: Board of Education

FROM: Dr. Don Haddad, Superintendent of Schools

SUBJECT: Approval of Vendors Providing Purchased Goods Over \$100,000  
Strategic Priority – Strong District Finances

RECOMMENDATION

The Board of Education approves the following updated list of vendors who are anticipated to provide purchased goods over \$100,000 during Fiscal Year 2022.

<b>Vendor Name</b>	<b>Goods Provided</b>	<b>Pricing Method</b>	<b>FY22 Est. Purchases</b>	<b>FY21 Total Purchases</b>
Advanced Network Management	Network Equipment & supplies	Contract Bid	\$500,000.00	\$322,738.00
AED Professionals	Warehouse PPE	Bid	\$100,000.00	\$134,114.00
Amazon.Com	General Supplies and Equipment	Per Unit	\$1,000,000.00	\$1,020,423.00
American Datapath Inc.	Network Drops	Bid	\$150,000.00	\$135,350.00
American Produce	Nutrition Services	Bid	\$500,000.00	\$172,297.00
Apple, Inc.	Technology	Per Unit	\$7,500,000.00	\$9,031,140.00
BC Interiors	Educational Furniture	Contract	\$200,000.00	\$200,000.00
Bedrock LLC	Construction	Bid	\$100,000.00	\$116,000.00
Bimbo Bakeries (Earth Grains Baking Co.)	Nutrition Services	Bid	\$150,000.00	\$100,000.00
Buckeye Cleaning	Warehouse Custodial Cleaning Supplies	Bid	\$175,000.00	\$162,000.00
Colorado West Equipment	Operations	Bid	\$150,000.00	\$399,207.00
ConvergeOne	Network Equipment & supplies	Contract / Bid	\$500,000.00	\$1,097,639.00
Curriculum Associates LLC	Instruction Materials	Per Unit	\$300,000.00	\$295,000.00

<b>Vendor Name</b>	<b>Goods Provided</b>	<b>Pricing Method</b>	<b>FY22 Est. Purchases</b>	<b>FY21 Total Purchases</b>
Eastbay Inc	Athletic Uniforms/Supplies	Per Bid	\$200,000.00	\$212,800.00
Farmers All Natural	Nutrition Services (Milk)	Bid	\$500,000.00	\$500,000.00
Hertz Furniture Systems	Educational Furniture	Contract	\$300,000.00	\$220,000.00
Hillyard	Janitorial Chemicals	Contract	\$250,000.00	\$200,000.00
Home Depot Pro.	Paper and Custodial Supplies	Bid	\$275,000.00	\$264,000.00
Jennie-O	Nutrition Services	Bid	\$125,000.00	\$110,000.00
Jostens	Yearbooks/ Diplomas	Various	\$150,000.00	\$150,000.00
King Soopers	Food and Supplies	Per Unit	\$100,000.00	\$175,000.00
McCandless Truck Centers	Operations	Bid	\$500,000.00	\$560,000.00
Miracle Recreation Equip	Playground Equip	Sole Source	\$175,000.00	\$182,000.00
National Food Group	Nutrition Services	Sole Source	\$150,000.00	\$110,000.00
Office Depot	Office Supplies	Contract	\$200,000.00	\$280,000.00
OfficeScapes	Educational Furniture	Contract	\$200,000.00	\$150,000.00
School Specialty	Supplies and Equipment	Various	\$175,000.00	\$176,500.00
SNJ Juice (Inta Juice)	Nutrition Services	Sole Source	\$100,000.00	\$150,000.00
Smucker Food Service	Nutrition Services	Per Unit	\$150,000.00	\$150,000.00
Twotrees Technology	Windows Technology	Contract	\$250,000.00	\$250,000.00
Tyler Technologies Inc.	Financial Software and Support	Contract	\$155,000.00	\$154,000.00
Tyson Foods, Inc.	Nutrition Services	Contract	\$315,000.00	\$275,000.00
Grady's Restaurant and Bar Supply	Nutrition Services	Bid	\$100,000.00	\$100,000.00
US Food Service, Inc.	Nutrition Services	Bid	\$2,500,000.00	\$2,500,000.00
Virco	Educational Furniture	Contract	\$150,000.00	\$150,000.00
Walmart	Supplies/Materials	Per Unit		\$0
Waxie Sanitary Supply	Warehouse/ Purchasing	Contract	\$200,000.00	\$132,000.00
Wilson Language Training	Foundations Books	Contract	\$275,000.00	\$138,000.00

<b>Vendor Name</b>	<b>Goods Provided</b>	<b>Pricing Method</b>	<b>FY22 Est. Purchases</b>	<b>FY21 Total Purchases</b>
Western Disposal	Trash & Recycling Services	Contract	\$350,000.00	\$185,000.00

### BACKGROUND

This updated information is presented in an effort to streamline the District's policy requirement that the Board approve all vendors to whom the District pays over \$100,000 in a single fiscal year, per Board Policy DJ/DJA – Purchasing/Purchasing Authority. This is specifically to address vendors who provide goods that are not competitively bid, competitive bids that are extended into a new fiscal year, or FY21 newly awarded contracts.

## MEMORANDUM

DATE: June 23, 2021

TO: Board of Education

FROM: Dr. Don Haddad, Superintendent of Schools

SUBJECT: Approval of List of Requests to Grant Exceptions to Board Policy GBEA - Staff Ethics/Conflict of Interest Policy  
Strategic Priority – Strong District Finances

RECOMMENDATION

That the Board of Education allow an exception to the current Board Policy GBEA - Staff Ethics/Conflict of Interest for the following individuals for the 2021-2022 school year:

Name	Goods/Services	Beginning Date
Ana Kena Guttridge	Ollin Farms Produce	9/23/2015
Joan Dougherty	Longmont Welding, Inc.	8/24/2016
Eric Ottem	Eric Ottem Jazz Quartet	4/12/2017
Emily Ordal	Emily Forsburg Photography	5/24/2017
Brandon Bird	A Little Bird Media LLC	4/25/2018
Ryan Dohoney	Envision Production Group	4/25/2018
Samantha Benner	Black Jack Pizza and Fundraising Opportunities	1/8/2020
Erin Brueggeman	Provide Catering, Sponsor Lunches, and Fundraising	3/11/2020
Mary A. "Mollie" Kelleher	Provide Copies of Children's Book	8/26/2020
Jeffrey Boele	Manual Physical Therapy	2/24/2021
Janean Wetterstrom	Scriptshirts	3/10/2021
Monica Fitzpatrick	Mooka LLC	5/13/2021
Barry Young	Sound Technician Services	6/23/2021

Board Policy GBEA - Staff Ethics/Conflict of Interest states, "No school district employee or firm owned by a school district employee shall be allowed to sell to the district or its schools or staff goods or services of any kind without express prior written consent of the Board of Education."

The administration recommends approval of these exceptions, which are not expected to be over \$5,000. If so, they will be brought back to the Board of Education for additional approval.

## MEMORANDUM

DATE: June 23, 2021

TO: Board of Education

FROM: Dr. Don Haddad, Superintendent of Schools

SUBJECT: Approval of Request to Grant an Exception to Board Policy GBEA — Staff Ethics/Conflict of Interest-Barry Young  
Strategic Priority – Student and Staff Well-Being

RECOMMENDATION

That the Board of Education allow an exception to the current Board Policy GBEA — Staff Ethics/Conflict of Interest. This exception would enable Barry Young to provide sound technician services to individuals within the District.

BACKGROUND

Board Policy GBEA — Staff Ethics/Conflict of Interest, states, "No school district employee or firm owned by a school district employee shall be allowed to sell to the school district or its schools or staff goods or services of any kind without the express prior written consent of the Board of Education."

Barry Young is the husband of Mendi Young, a teacher at Indian Peaks Elementary School. Barry Young is a sound technician and will be providing services including but not limited to filming, editing, and producing performances at various locations throughout the District. Because Barry Young is the husband of a District employee, he is requesting a waiver from Board Policy GBEA, so that he can provide his services to the St. Vrain Valley School District.

The administration recommends approval of this exception, with services for the 2020-2021 school year not to exceed \$5,000. If his services should exceed \$5,000, his exception will be brought back to the Board of Education for additional approval.

## MEMORANDUM

DATE: June 23, 2021

TO: Board of Education

FROM: Joie Siegrist, Board President

SUBJECT: Adoption of Resolution and Oath for the Appointment of Designated Election Official  
Strategic Priority – Outstanding Communication and Collaboration with Community and Corporate Partners

RECOMMENDATION

That the Board of Education adopt a resolution appointing the following designated election official for the coordinated election to be held November 2, 2021:

Greg Fieth

And further authorize Greg Fieth, on behalf of the Board, to enter into an Intergovernmental Agreement with the respective county officials for assistance in conducting the election.

Molly Fitzpatrick, Boulder County  
Angela Myers, Larimer County  
Carly Koppes, Weld County  
Erika Delaney Lew, City and County of Broomfield

BACKGROUND

The Uniform Election Code requires that the Designated Election Official be formally appointed by the Board of Education when a “coordinated election” is facilitated between the responsible parties for the election. Greg Fieth has also signed an “Oath of Designated Election Official” form swearing to perform the duties of Designated Election Official according to law.



## OATH OF DESIGNATED ELECTION OFFICIAL

I, Greg Fieth, do solemnly swear or affirm, that I will perform the duties of designated election official according to law; that I will studiously endeavor to prevent fraud, deceit, and abuse in conducting the same; that I will not try to ascertain how any elector voted, nor will I disclose how any elector voted if in the discharge of my duties as designated election official such knowledge shall come to me, unless called upon to disclose the same before some court of justice; that I have never been convicted of any election fraud, any other election offense or fraud, and that I will not disclose the results of votes until the polls have closed. I will support the Constitution of the United States and the Constitution of the State of Colorado; I will implement the rules established by the Colorado Secretary of State as they pertain to the conduct of this election, and I will faithfully perform the duties of the office of designated election official as steward of the people of this district. I will act in good faith, and without bias, for the duration of my employment as designated election official for the November 2, 2021 special coordinated election in and for the St. Vrain Valley School District, Boulder County, State of Colorado, to the best of my skill and ability.

---

Greg Fieth, Designated Election Official

State of Colorado                    )  
  ) ss.  
County of Boulder                 )

Subscribed and sworn to before me this \_\_\_\_\_ day of \_\_\_\_\_, 2021.

---

NOTARY SIGNATURE

(SEAL)

My commission expires: \_\_\_\_\_

**RESOLUTION  
FOR THE SPECIAL COORDINATED ELECTION TO BE HELD NOVEMBER 2, 2021  
APPOINTING A DESIGNATED ELECTION OFFICIAL AND  
AUTHORIZING THE DESIGNATED ELECTION OFFICIAL TO CANCEL ELECTION**

**WHEREAS** pursuant to § 1-1-111(2), C.R.S., the Board of Education of the St. Vrain Valley School District RE-1J is authorized to designate an election official to exercise the statutory authority of the Board in conducting an election on November 2, 2021; and

**WHEREAS** pursuant to § 1-5-208, C.R.S., the Board can authorize the Designated Election Official to cancel the election upon certain conditions;

**NOW THEREFORE BE IT RESOLVED BY THE BOARD OF EDUCATION FOR THE ST. VRAIN VALLEY SCHOOL DISTRICT RE-1J THAT:**

- (1) The Board hereby names Greg Fieth as the Designated Election Official for the regular biennial district election scheduled for the 2nd day of November, 2021; and
- (2) The Board hereby authorizes and directs the Designated Election Official to cancel said election.
- (3) The Board further authorizes and directs the Designated Election Official to publish and post notice of the cancellation at each polling place and in the offices of the Designated Election Official, Clerk and Recorder of each county in which the district is located.

Adopted this 23rd day of June, 2021.

**ST. VRAIN VALLEY SCHOOL DISTRICT RE-1J**

By: \_\_\_\_\_  
Joie Siegrist, Board President

**ATTEST:**

\_\_\_\_\_  
John Ahrens, Board Secretary

## MEMORANDUM

DATE: June 23, 2021

TO: Board of Education

FROM: Dr. Don Haddad, Superintendent of Schools

SUBJECT: Approval of Official Notice of Intent for the St. Vrain Valley School District to Participate in the Coordinated Election on November 2, 2021  
Strategic Priority – High Functioning School Board

RECOMMENDATION

That the Board of Education approve the Official Notice of Intent for the St. Vrain Valley School District to participate in the Coordinated Election on November 2, 2021.

BACKGROUND

The Board of Education of the St. Vrain Valley School District in the Counties of Boulder, Larimer and Weld, and the City and County of Broomfield, State of Colorado, shall conduct its regular biennial school election on November 2, 2021, as provided by state law and participate in the election coordinated by the County Clerk and Recorder of said counties. The St. Vrain Valley School District shall contract with the County Clerk and Recorder of said counties for the administration of the regular biennial school election and enter into an intergovernmental agreement with said counties for this purpose. Those County Clerk and Recorders shall serve as the coordinated election officials for the November 2, 2021 coordinated election.

The Board of Education designates Greg Fieth, Chief Financial Officer, to serve as the school-designated election official for the 2021 regular biennial school election. The school-designated election official shall perform election duties on behalf of the Board of Education, including but not limited to accepting and verifying candidate packets as well as rendering all interpretations and making all initial decisions as to controversies or other matters arising in the conduct of the regular biennial school election to the extent that each of these responsibilities is consistent with the intergovernmental agreements from each county.

A call for nominations for school directors to be elected at the regular biennial school election shall be published by the St. Vrain Valley School District between August 4, 2021 and August 27, 2021.

The Board of Education directs the school-designated election official to forward this notice of intent to participate in the November 2, 2021 to the coordinated election officials by July 23, 2021, the deadline established in state law.

## MEMORANDUM

DATE: June 23, 2021

TO: Board of Education

FROM: Dr. Don Haddad, Superintendent of Schools

SUBJECT: Approval of IDEA Funding Eligibility Certification  
Strategic Priority – Strong District Finances

RECOMMENDATION

That the Board of Education approve the IDEA Funding Eligibility Certification.

BACKGROUND

The complete Maintenance of Effort (MOE) monitoring requires the Colorado Department of Education (CDE) to verify an Administrative Unit's (AU) eligibility to receive an IDEA Federal allocation. This is done by verifying that the AU has budgeted in the new fiscal year, at least the amount they expensed in state and local funds for special education in the most recent year for which information is available. Since the CDE does not collect budgets from Administrative Units, the AU must submit this information to CDE. This form has been developed to collect the budget information necessary to comply with the eligibility portion of MOE monitoring.



## Colorado Department of Education IDEA Funding Eligibility Certification

The Colorado Department of Education is responsible to oversee the Local Educational Agency (LEA or Administrative Unit) Maintenance of Effort (MOE) for Special Education funding. The complete MOE monitoring requires the CDE to verify an Administrative Unit's eligibility to receive an IDEA Federal allocation. This is done by verifying that the AU has budgeted in the new FY, at least the amount they expensed in state and local funds for special education in the most recent year for which information is available. Since the CDE does not collect budgets from Administrative Units, the AU must submit this information to CDE. This form has been developed to collect the budget information necessary to comply with the eligibility portion of MOE monitoring.

Please return this form to the CDE Office of Grants Fiscal no later than July 1, 2021 with:

1. The amount budgeted for special education in grant code 3130 and 3131 for the coming FY2021-2022
2. Signature by the Administrative Unit's Board President or BOCES Executive Officer verifying that the AU has budgeted in the coming Fiscal Year at least as much as they expensed in grant code 3130 and 3131 in the most recent year for which information is available and the AU passed each particular test.

Please reference **34 CFR§ 300.203 Maintenance of Effort**, for more information.

If the AU does not meet this MOE requirement, it will not be eligible for Federal special education funding.

**Administrative Unit:**

**07010 BOULDER RE-1J ST VRAIN**

Method	Level of Maintenance	Budgeted Amount	Anticipated Allowable Exceptions	Total Budget (Budget Amt + Anticipated Exceptions if any)
State and Local Expenditures	\$34,077,519	\$ 35,925,810	\$ 0	\$ 35,925,810
Local Only Expenditures	\$26,130,685	\$	\$	\$
Per Pupil State and Local Expenditures	\$8,182	\$	\$	\$
Per Pupil Local Only Expenditures	\$6,274	\$	\$	\$

I certify that I have reviewed the information contained in this document, and that to the best of my knowledge the information is complete and accurate, and that all records for which I am responsible are in agreement with the figure listed above.

\_\_\_\_\_  
Printed Name

\_\_\_\_\_  
Title

\_\_\_\_\_  
Signature

\_\_\_\_\_  
Date



## MEMORANDUM

DATE: June 23, 2021  
TO: Board of Education  
FROM: Dr. Don Haddad, Superintendent of Schools  
SUBJECT: Board Action Resulting from Executive Sessions-Expulsion Appeal Hearing

RECOMMENDATION

That the Board of Education discuss the action that resulted from the Executive Session that took place before this regular meeting regarding an Expulsion Appeal Hearing.

BACKGROUND

At this June 23, 2021 Regular Meeting, an Executive Session will be held from 4:00 to 5:00 p.m. to discuss an Expulsion Appeal Hearing. After the Board of Education convenes to the regular meeting, it will take action on whether to uphold the decision of the Superintendent for expulsion of a student.