

## NOTICE OF REGULAR MEETING AND AGENDA



**March 11, 2020**

**Educational Services Center  
395 South Pratt Parkway  
Longmont, Colorado 80501**

Joie Siegrist, President, Board of Education

Dr. Don Haddad, Superintendent of Schools

### **DISTRICT VISION STATEMENT**

*To be an exemplary school district  
which inspires and promotes high  
standards of learning and student  
well-being in partnership with  
parents, guardians and the  
community.*

### **DISTRICT MISSION STATEMENT**

*To educate each student in a safe  
learning environment so that they  
may develop to their highest  
potential and become contributing  
citizens.*

### **ESSENTIAL BOARD ROLES**

*Guide the superintendent  
Engage constituents  
Ensure alignment of resources  
Monitor effectiveness  
Model excellence*

### **BOARD MEMBERS**

*John Ahrens, Secretary  
Jim Berthold, Member  
Chico Garcia, Member  
Dr. Richard Martyr, Member  
Paula Peairs, Vice President  
Karen Ragland, Treasurer &  
Asst Secretary  
Joie Siegrist, President*

#### **1. CALL TO ORDER:**

6:00 pm Regular Business Meeting

#### **2. ADDENDUMS/CHANGES TO THE AGENDA:**

#### **3. AUDIENCE PARTICIPATION:**

#### **4. VISITORS:**

1. Human Resources Department Recognition
2. Rick Olsen Recognition

#### **5. SUPERINTENDENT REPORT:**

#### **6. REPORTS:**

1. Skyline High School Student Advisory Feeder Report
2. District Enrollment Projections 2020-2024

#### **7. CONSENT ITEMS:**

1. Approval: Staff Terminations/Leaves
2. Approval: Staff Appointments
3. Approval: Approval of Minutes for the February 12, 2020 Regular Meeting, the February 19, 2020 Study Session, and the February 26, 2020 Regular Meeting
4. Approval: Approval of Recommendation to Hire Principal for Longmont High School
5. Approval: Approval of Recommendation to Hire Principal for Timberline PK-8
6. Approval: Approval of Recommendation to Hire Dean of Students for Frederick High School
7. Approval: Approval of Contract Award for Sanborn Elementary Lighting Upgrade Project
8. Approval: Approval of Purchase of Buses
9. Approval: Approval of Contract Award for Purchase of Kindergarten Classroom Furniture District-Wide
10. Approval: Approval of Contract Award for School Security Disbursement Grant Project
11. Approval: Approval of Change Order 3 to Construction Manager/ General Contractor (CMGC) Contract for the Longmont High School Addition & Renovation Project
12. Approval: Approval of Purchase of Chromebooks & Google Management Licenses

## NOTICE OF REGULAR MEETING AND AGENDA



**March 11, 2020**

**Educational Services Center  
395 South Pratt Parkway  
Longmont, Colorado 80501**

Joie Siegrist, President, Board of Education

Dr. Don Haddad, Superintendent of Schools

### **DISTRICT VISION STATEMENT**

*To be an exemplary school district  
which inspires and promotes high  
standards of learning and student  
well-being in partnership with  
parents, guardians and the  
community.*

### **DISTRICT MISSION STATEMENT**

*To educate each student in a safe  
learning environment so that they  
may develop to their highest  
potential and become contributing  
citizens.*

### **ESSENTIAL BOARD ROLES**

*Guide the superintendent  
Engage constituents  
Ensure alignment of resources  
Monitor effectiveness  
Model excellence*

### **BOARD MEMBERS**

*John Ahrens, Secretary  
Jim Berthold, Member  
Chico Garcia, Member  
Dr. Richard Martyr, Member  
Paula Peairs, Vice President  
Karen Ragland, Treasurer &  
Asst Secretary  
Joie Siegrist, President*

13. Approval: Approval of Purchase of Epson Projectors & Wall Mounts
14. Approval: Approval of Sale of Surplus Technology Products
15. Approval: Approval of Statement of Understanding to Leasing and Services Agreement for Wide Area Network & Support
16. Approval: Approval of Purchase of Lenovo Computer Products
17. Approval: Approval of Purchase of Apple Technology Products
18. Approval: First Reading, Adoption, Board Policies IHBK – Preparation for Postsecondary and Workforce Success; IHBK-R – Preparation for Postsecondary and Workforce Success (Implementation Plan for Student Individual Career and Academic Plans); ILBC – Early Literacy and Reading Comprehension (Colorado READ Act); and ILBC-R – Early Literacy and Reading Comprehension (Procedures to Implement the Colorado READ Act)
19. Approval: Approval of Request to Grant an Exception to Board Policy GBEA – Staff Ethics/Conflict of Interest-Erin Brueggeman

### **8. ACTION ITEMS:**

1. Recommendation: Approval of Teacher Contracts & 2020/2021 Non-Renewal Notices
2. Recommendation: First Reading, Discussion, Board Policy JLCD – Administering Medications to Students

### **9. DISCUSSION ITEMS:**

### **10. ADJOURNMENT:**

**Board of Education Meetings: Held at 395 South Pratt Parkway, Board Room, unless otherwise noted:**

Wednesday, March 18	6:00 – 8:00 pm Study Session- <b>Coal Ridge Middle School</b>
Wednesday, April 8	6:00 pm Regular Meeting

## MEMORANDUM

DATE: March 11, 2020

TO: Board of Education

FROM: Dr. Don Haddad, Superintendent of Schools

SUBJECT: Skyline High School Student Advisory Council Feeder Report  
Strategic Priority – Rigorous, Well-Aligned Standards, Curriculum,  
Instruction, and Assessment

PURPOSE

To provide students the opportunity to practice leadership skills and report on the successes of Skyline High School to the Board of Education.

BACKGROUND

Chosen by teachers and administrators, the Student Advisory Council is comprised of 4-5 students from each of our high schools. Sara Davis will be representing Skyline High School at this Board Meeting. The Student Advisory Council was started by Dr. Haddad thirteen years ago so students had the opportunity to share their perspective on the District with our Superintendent and Board of Education.

## MEMORANDUM

DATE: March 11, 2020

TO: Board of Education

FROM: Dr. Don Haddad, Superintendent of Schools

SUBJECT: District Enrollment Projections 2020-2024  
Strategic Priority – Strong/Visionary Leadership

**PURPOSE**

To provide the Board of Education a report on enrollment projections for 2020-2024.

**BACKGROUND**

The Planning Department along with input from the Long Range Facility Planning Committee (LRFPC) has evaluated a wide variety of indicators and trends to develop enrollment projections for the five-year period of 2020-2024.

Based on an analysis of cohort progression ratios and factors identified below, growth is projected to continue in the St. Vrain Valley. While last year's growth was up slightly from the previous year, there are still a mix of both positive and negative growth trends that impact how growth might occur. Overall, the District is estimated to grow to 31,960 K-12 students in 2020/21 (+224 students) and by 2024/25 to reach an enrollment of 34,022 (+2,286 students). This projected five-year growth is equivalent to 5,080 housing units/1,016 per year. As a comparison, new housing growth since 2016 has averaged 2,200 units per year.

Charter schools have completed their own estimates which are included in these totals. They project a growth of 48 students in 2020 after a loss of 215 in 2018 and a gain of 15 in 2019.

**CONSIDERATIONS IN DEVELOPING PROJECTIONS:****Growth Factors**

- Communities in the St. Vrain Valley are projecting 2,336 new housing units in 2020 which is up slightly from last year's total of 2,214. Colorado is expected to see 40,300 new housing units in 2020 (up from 11,591 in 2010 and an increase over last year's number).
- A significant number of dwellings under construction in 2018 and 2019 received their Certificates of Occupancy (4,887 dwelling units). A number of the units were still in process of being occupied or not yet issued at the start of the fall semester.
- Development referrals for future housing projects significantly increased in 2018 and 2019. Projects for 13,810 new housing units have been received and reviewed by the Planning Department which equates to 5,260 new students.

- Primary job growth continues a gradual growth in the Longmont Economic Development area over recent years. (11,043 primary jobs in 2017 to 11,191 in 2019). Colorado is expected to add 40,100 jobs in 2020 (up 1.4% - CU Leeds).
- Colorado is ranked as the No. 9 state in the country in terms of non-farm employment growth last year, with Boulder County recording the fastest employment growth last year at 2.8%. 90% of the job growth in the state in the past decade has been along the Front Range – Economist Patty Silverstein.
- The State Demographer is projecting a growth of 832,000 new residents in the state of Colorado by 2029. 87% of the forecasted growth is expected to be located in the Front Range.
- The Boulder-Weld County area is expected to grow by 89,904 residents by 2025. Most of this growth is located in Weld County, including the Erie, Dacono-Firestone-Frederick and Mead areas.
- Annual birth numbers in Colorado are expected to increase from around 63,780 in 2018 to 71,793 by 2024. Births will also be up in Boulder and Weld County, with Boulder County going from 2,765 births in 2018 to 3,161 in 2024 and Weld County from 4,256 births in 2018 to 4,999 in 2024.

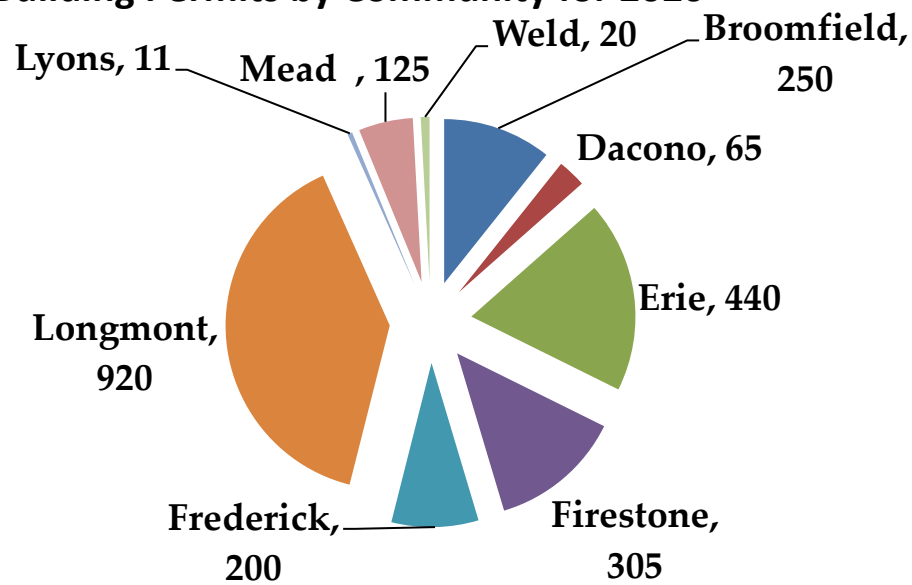
**Moderating Factors:**

- While net growth has slowed the past two years, actual numbers of new students coming into the District have increased. The mitigating factor in this growth however, has been the larger movement of current students to schools in other parts of the state, out of state, and out of the country. This is a trend first noted in 2017 and appears to be connected to the increasing cost of housing in the area, availability of housing and socio-economic-demographic impacts seen locally and in the U.S. This trend will continue to be monitored for future impacts.
- While the State Demographer and University of Colorado School of Business are projecting continued growth in population and in new job creation, CU Leeds identified some of the risks to their forecast: “whether Colorado can attract and retain the workers it needs to fill current/future jobs, availability of affordable housing, affordable and available daycare, aging of the labor force, and educational attainment/achievement of Coloradans.” (Both entities expect Colorado to remain one of the top ten fastest growing states in the nation with growth strongest in the northern area of the Front Range.)
- Low Unemployment: “Since January 2001, Colorado has averaged about 84,000 job openings a month. In September, the U.S. Bureau of Labor Statistics estimated the state had 151,000 openings but only 85,275 unemployed people looking to take one of those openings. Effectively, every unemployed person could have taken a job with another 65,000 positions left unfilled. That’s a far cry from July 2009, when Colorado had 4.8 unemployed people for every job posted. One reason so many jobs sit empty is that unemployed workers don’t have the skills employers are looking for, what economists call mismatch. That pushes companies to raid each other for the talent they need.” Times-Call 1/26/20
- The global issues surrounding the coronavirus may have an impact on the economy in the U.S. and Colorado which may impact in and out migration.

## BACKGROUND INFORMATION AND TABLES:

Building Permits By Community	Broomfield	Dacono	Erie	Firestone	Frederick	Longmont	Lyons	Mead	Weld County	Total
2009		0	103	88	24	62	3	25	6	311
2010		0	119	110	57	106	5	22	8	427
2011		0	107	86	103	61	1	72	0	430
2012		0	147	54	229	262	12	49	3	756
2013		10	171	76	202	253	8	6	14	740
2014	28	52	230	129	159	440	7	96	20	1161
2015	70	80	287	281	238	409	0	18	6	1389
2016	91	46	332	281	196	1003	6	12	0	1967
2017	85	23	284	299	228	1008	11	33	10	1981
2018	158	69	473	453	178	1272	7	5	21	2636
2019	144	57	396	350	292	943	3	10	19	2214
2020	250	65	440	305	200	920	11	125	20	2336
Total	826	402	3089	2512	2106	6739	74	473	127	16348

**Projected Building Permits by Community for 2020**

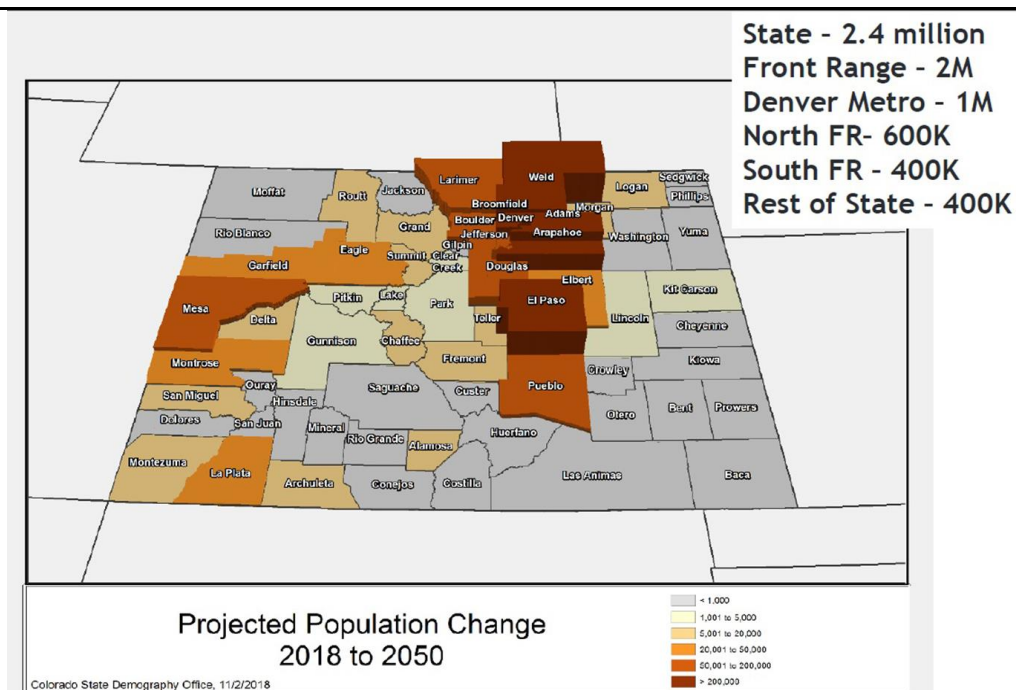
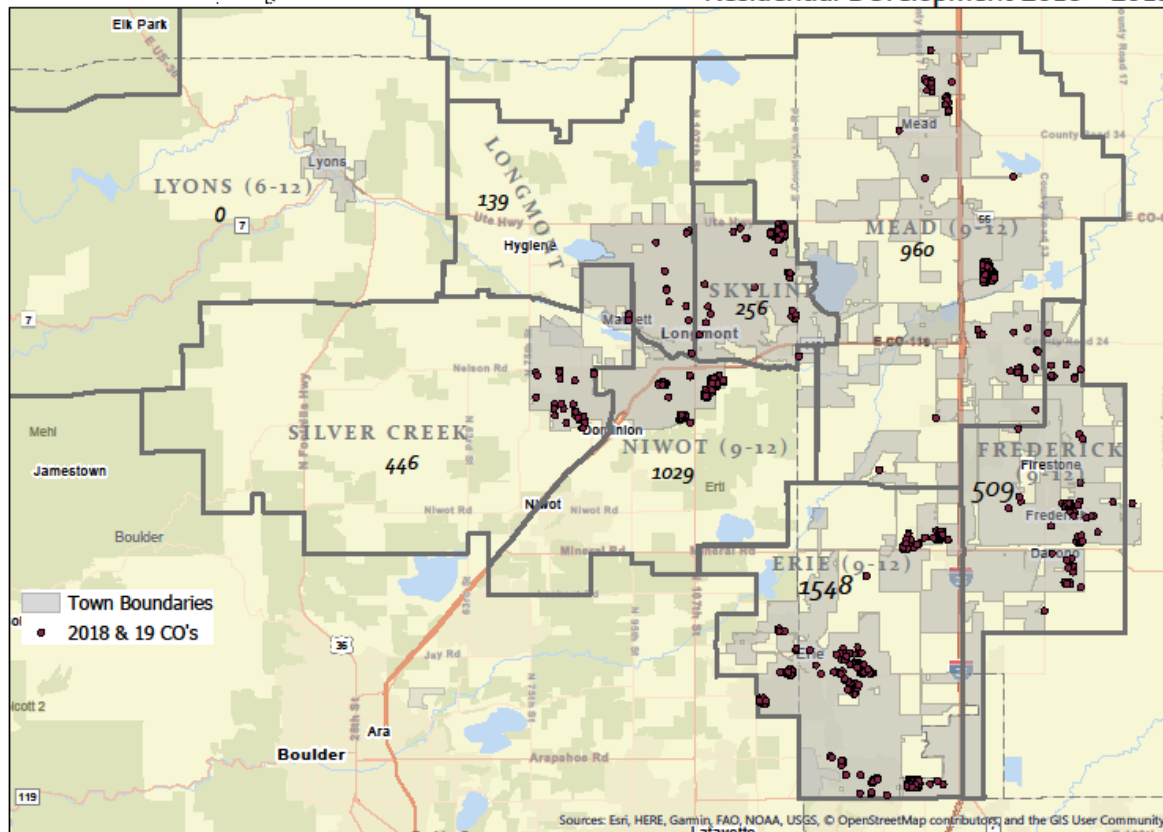


Housing Units Proposed in Developments	LHS Feeder	NHS Feeder	SCHS Feeder	SHS Feeder	EHS Feeder	FHS Feeder	LM/S Feeder	MHS Feeder	Total
2016	6	466	570	146	1484	1248	1	817	4738
2017	19	1	320	624	1921	192	1	978	4056
2018	50	214	399	381	5413	2319	4	4301	13081
2019	357	247	889	644	2179	1744	2	4879	10941
Total	432	928	2178	1795	10997	5503	8	10975	32816

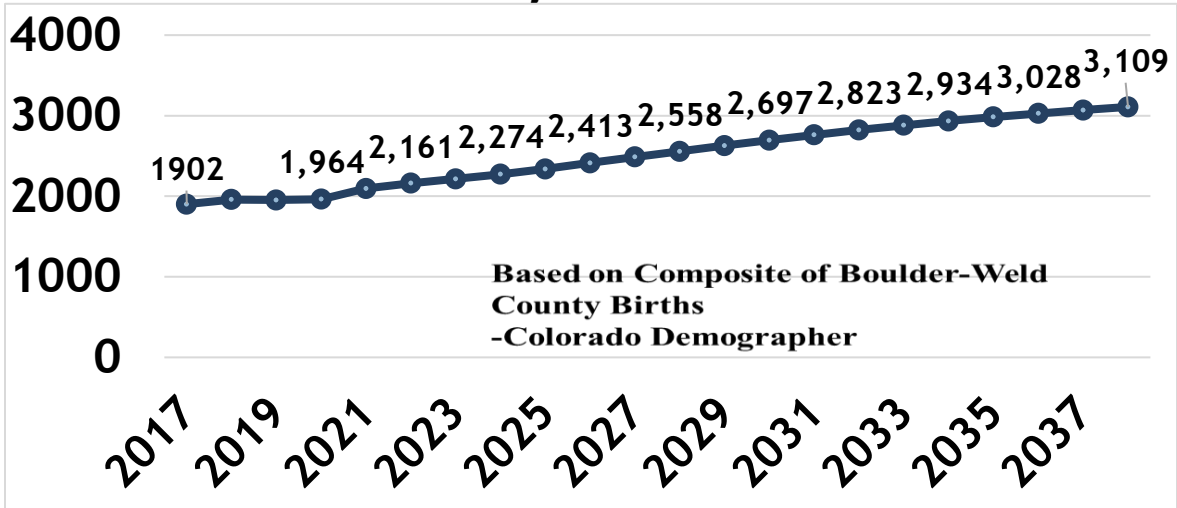
## Certificates of Occupancy issued in 2018 and 2019

**ST. VRAIN VALLEY SCHOOLS**  
academic excellence by design

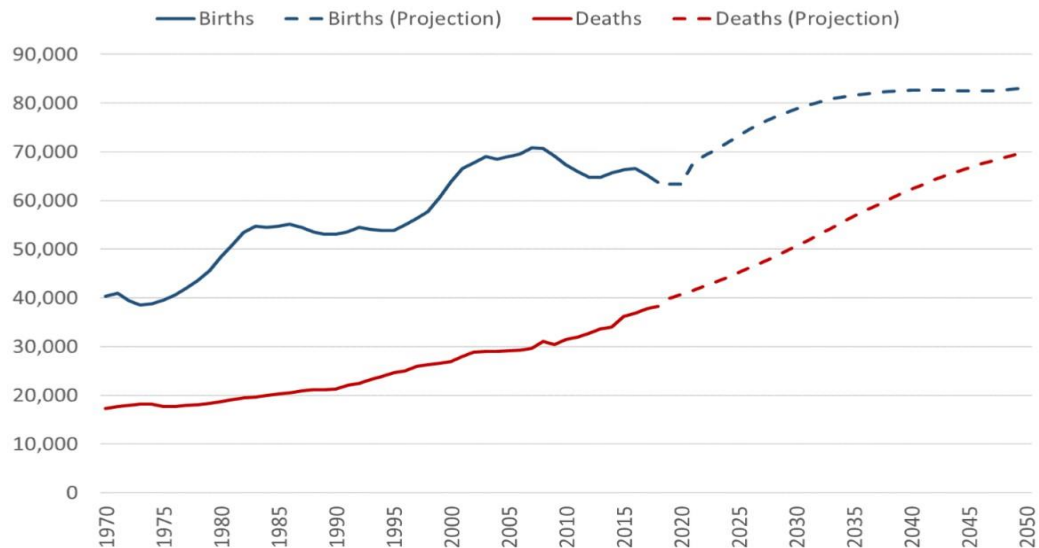
### Residential Development 2018 - 2019



### St. Vrain Projected Births to 2037

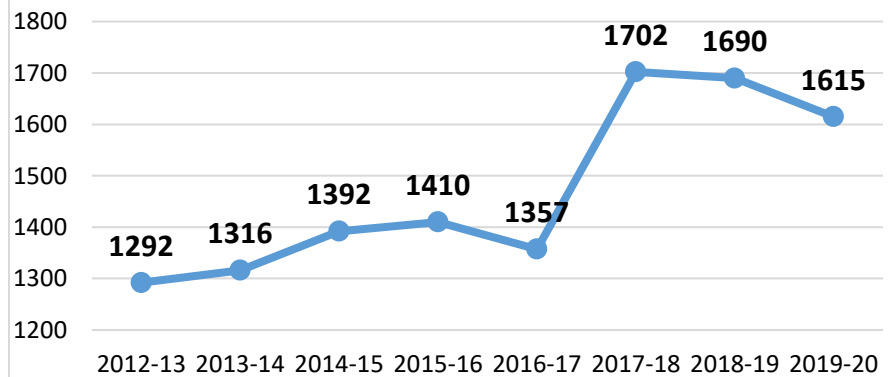


### Colorado Births and Deaths, 1970 to 2050



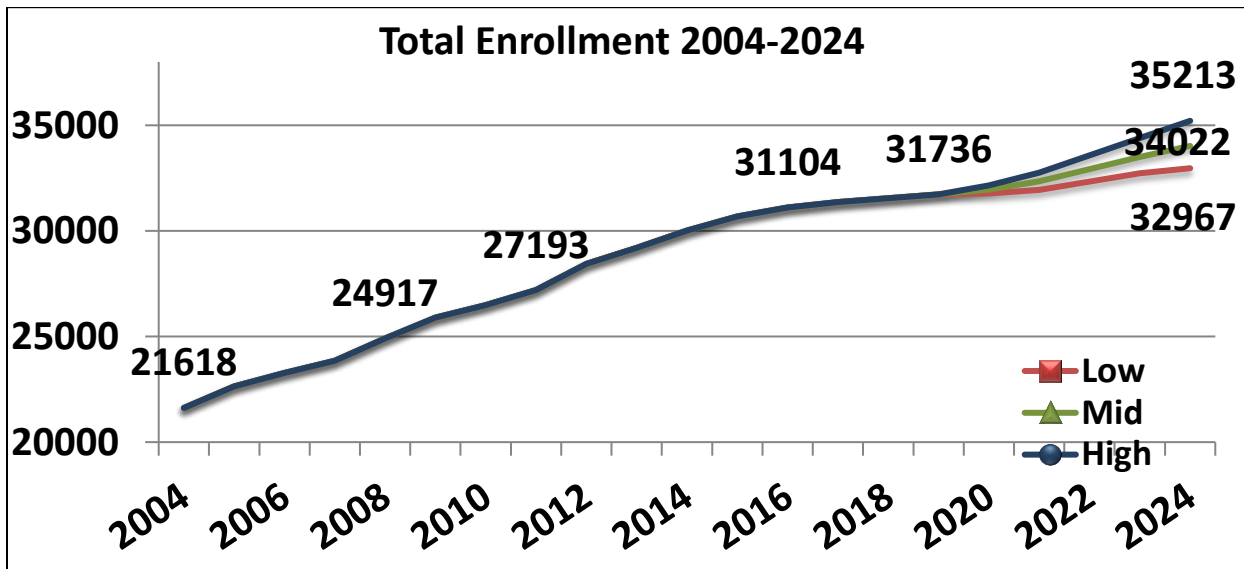
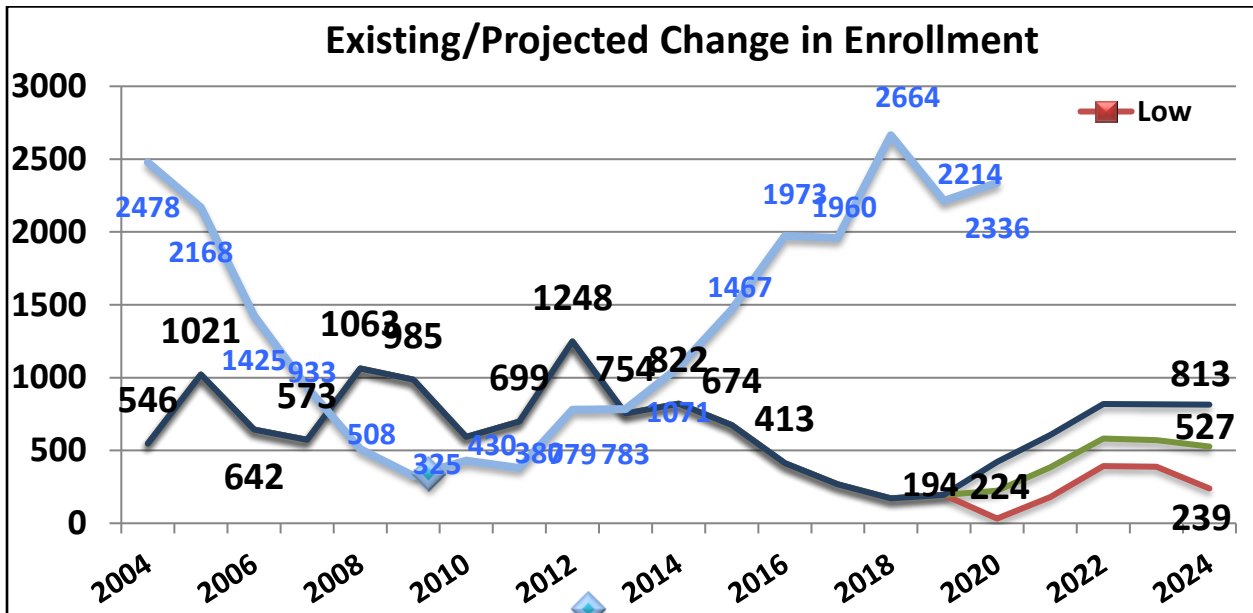
**COLORADO**  
Department of Local Affairs

### Withdrawals of Previously Enrolled 1st-12th

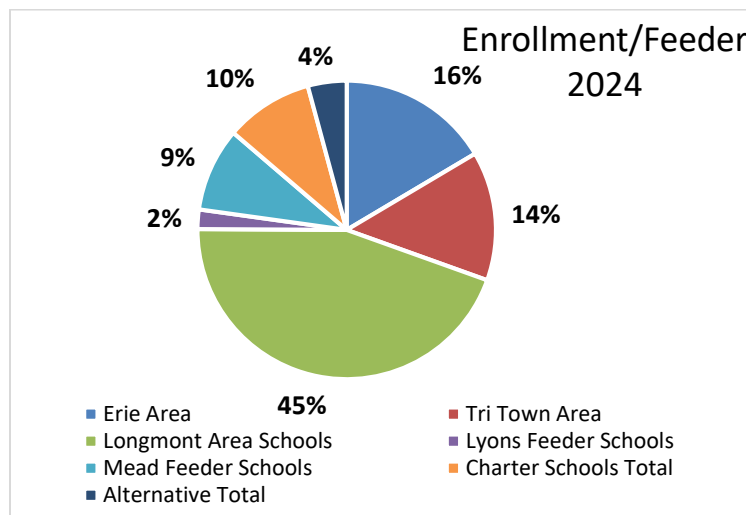
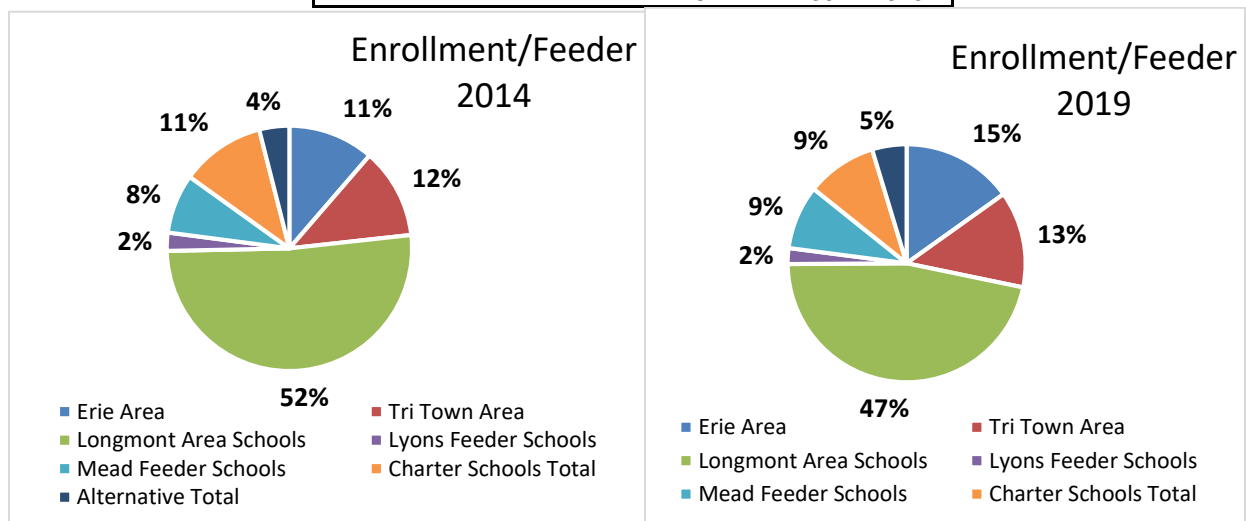




Enrollment																	Actual	Projected -->				
	2004	2005	2006	2007	2008	2009	2010	2011	2012	2013	2014	2015	2016	2017	2018	2019		2020	2021	2022	2023	2024
Low																		31768	31948	32341	32729	32967
Mid	21618	22639	23281	23854	24917	25902	26494	27193	28441	29195	30017	30691	31104	31371	31542	31736		31960	32343	32924	33495	34022
High																		32158	32763	33582	34399	35213
Yearly Change																						
	2004	2005	2006	2007	2008	2009	2010	2011	2012	2013	2014	2015	2016	2017	2018	2019		2020	2021	2022	2023	2024
Low																		32	180	393	387	239
Mid	546	1021	642	573	1063	985	592	699	1248	754	822	674	413	267	171	194		224	383	581	571	527
High																		422	605	819	817	813



Enrollment by Feeder	2014	2019	2024
ERIE TOTAL	3404	4804	5604
FREDERICK TOTAL	3576	4162	4765
LYONS TOTAL	719	685	719
MEAD TOTAL	2353	2757	3087
NIWOT TOTAL	3108	2700	2756
LONGMONT TOTAL	4135	3963	4018
SILVER CREEK TOTAL	3413	3625	3788
SKYLINE TOTAL	4778	4515	4615
CHARTER TOTAL	3342	3038	3240
ALTERNATIVE	1189	1487	1430
<b>TOTAL</b>	<b>30017</b>	<b>31736</b>	<b>34022</b>
	822	1435	523



ATTACHMENTS: Mid, Low and High estimates of 2020-2024 projections by school

Enrollment Projections 2020-2024

Mid-Level for Board of Education

ELEMENTARY SCHOOLS	Est. Capacity	2017	2018	2019	2019 Capacity	2020	2020 Capacity	2021	2021 Capacity	2022	2022 Capacity	2023	2023 Capacity	2024	2024 Capacity
Alpine	564	477	460	417	74%	398	71%	384	68%	389	69%	391	69%	405	72%
Growth rate			-3.56%	-9.35%			-4.56%		-3.52%		1.30%		0.51%		3.58%
Black Rock	637	735	537	539	85%	555	87%	560	88%	570	89%	600	94%	622	98%
Growth rate			-26.94%	0.37%			2.97%		0.90%		1.79%		5.26%		3.67%
Blue Mountain	662	529	544	585	88%	587	89%	589	89%	593	90%	595	90%	608	92%
Growth rate			2.84%	7.54%			0.34%		0.34%		0.68%		0.34%		2.18%
Burlington	490	394	389	369	75%	360	73%	360	73%	372	76%	380	78%	382	78%
Growth rate			-1.27%	-5.14%			-2.44%		0.00%		3.33%		2.15%		0.53%
Centennial	515	667	584	529	103%	545	106%	568	110%	575	112%	588	114%	605	117%
Growth rate			-12.44%	-9.42%			3.02%		4.22%		1.23%		2.26%		2.89%
Central	466	348	348	346	74%	339	73%	342	73%	349	75%	351	75%	352	76%
Growth rate			0.00%	-0.57%			-2.02%		0.88%		2.05%		0.57%		0.28%
Columbine	515	287	278	259	50%	249	48%	255	50%	255	50%	258	50%	260	50%
Growth rate			-3.14%	-6.83%			-3.86%		2.41%		0.00%		1.18%		0.78%
Eagle Crest	662	558	557	544	82%	532	80%	541	82%	550	83%	562	85%	568	86%
Growth rate			-0.18%	-2.33%			-2.21%		1.69%		1.66%		2.18%		1.07%
Erie	539	496	306	302	56%	307	57%	316	59%	328	61%	343	64%	370	69%
Growth rate			-38.31%	-1.31%			1.66%		2.93%		3.80%		4.57%		7.87%
Fall River	564	518	510	483	86%	472	84%	470	83%	476	84%	480	85%	500	89%
Growth rate			-1.54%	-5.29%			-2.28%		-0.42%		1.28%		0.84%		4.17%
Grand View	612	0	241	325	53%	365	60%	380	62%	410	67%	435	71%	455	74%
Growth rate				34.85%			12.31%		4.11%		7.89%		6.10%		4.60%
Hygiene	417	278	293	308	74%	310	74%	315	76%	318	76%	320	77%	320	77%
Growth rate			5.40%	5.12%			0.65%		1.61%		0.95%		0.63%		0.00%
Indian Peaks	466	274	285	282	61%	270	58%	265	57%	268	58%	273	59%	275	59%
Growth rate			4.01%	-1.05%			-4.26%		-1.85%		1.13%		1.87%		0.73%
Legacy	588	623	528	528	90%	532	90%	526	89%	542	92%	569	97%	592	101%
Growth rate			-15.25%	0.00%			0.76%		-1.13%		3.04%		4.98%		4.04%
Longmont Estates	466	323	319	317	68%	308	66%	320	69%	332	71%	333	71%	326	70%
Growth rate			-1.24%	-0.63%			-2.84%		3.90%		3.75%		0.30%		-2.10%
Lyons	319	316	316	288	90%	279	87%	288	90%	294	92%	288	90%	301	94%
Growth rate			0.00%	-8.86%			-3.13%		3.23%		2.08%		-2.04%		4.51%
Mead (new facility)	637	533	563	603	95%	615	97%	620	97%	639	100%	655	103%	672	105%
Growth rate			5.63%	7.10%			1.99%		0.81%		3.06%		2.50%		2.60%
Mt View	368	274	259	255	69%	249	68%	258	70%	255	69%	258	70%	259	70%
Growth rate			-5.47%	-1.54%			-2.35%		3.61%		-1.16%		1.18%		0.39%
Niwot	539	407	400	419	78%	429	80%	432	80%	438	81%	440	82%	442	82%
Growth rate			-1.72%	4.75%			2.39%		0.70%		1.39%		0.46%		0.45%
Northridge	490	334	291	289	59%	285	58%	283	58%	292	60%	290	59%	287	59%
Growth rate			-12.87%	-0.69%			-1.38%		-0.70%		3.18%		-0.68%		-1.03%
Prairie Ridge	441	473	437	454	103%	462	105%	470	107%	480	109%	488	111%	500	113%
Growth rate			-7.61%	3.89%			1.76%		1.73%		2.13%		1.67%		2.46%
Red Hawk	637	682	553	544	85%	560	88%	569	89%	572	90%	585	92%	604	95%
Growth rate			-18.91%	-1.63%			2.94%		1.61%		0.53%		2.27%		3.25%
Rocky Mt	441	353	343	344	78%	347	79%	356	81%	360	82%	359	81%	362	82%
Growth rate			-2.83%	0.29%			0.87%		2.59%		1.12%		-0.28%		0.84%
Sanborn	466	383	360	333	71%	332	71%	335	72%	360	77%	358	77%	348	75%
Growth rate			-6.01%	-7.50%			-0.30%		0.90%		7.46%		-0.56%		-2.79%
Soaring Heights	750	0	662	695	93%	717	96%	732	98%	748	100%	768	102%	790	105%
Growth rate				4.98%			2.09%		2.09%		2.19%		2.67%		2.86%
Thunder Valley K-5	625	549	564	543	87%	530	85%	540	86%	550	88%	565	90%	573	92%
Growth rate			2.73%	-3.72%			-2.39%		1.89%		1.85%		2.73%		1.42%
Timberline K-5	750	527	528	481	64%	466	62%	470	63%	460	61%	474	63%	476	63%
Growth rate			0.19%	-8.90%			-3.12%		0.86%		-2.13%		3.04%		0.42%
SUB TOTAL	13264	11338	11455	11381	86%	11400	86%	11544	87%	11775	89%	12006	91%	12254	92%
CHANGE			117	-74		19		144		231		231		248	
Growth rate			1.03%	-0.65%		0.17%		1.26%		2.00%		1.96%		2.07%	

Enrollment Projections 2020-2024

Mid-Level for Board of Education

SECONDARY SCHOOLS	Est. Capacity	2017	2018	2019	2019 Capacity	2020	2020 Capacity	2021	2021 Capacity	2022	2022 Capacity	2023	2023 Capacity	2024	2024 Capacity
Altona Middle	840	803	826	830	99%	845	101%	852	101%	865	103%	868	103%	870	104%
Growth rate			2.86%	0.48%			1.81%		0.83%		1.53%		0.35%		0.23%
Coal Ridge Middle	840	781	807	823	98%	837	100%	850	101%	868	103%	881	105%	902	107%
Growth rate			3.33%	1.98%			1.70%		1.55%		2.12%		1.50%		2.38%
Erie Middle	810	1063	801	826	102%	828	102%	842	104%	860	106%	885	109%	903	111%
Growth rate			-24.65%	3.12%			0.24%		1.69%		2.14%		2.91%		2.03%
Erie High	1456	1161	1349	1467	101%	1600	110%	1652	113%	1701	117%	1742	120%	1780	122%
Growth rate			16.19%	8.75%			9.07%		3.25%		2.97%		2.41%		2.18%
Frederick High	1316	1020	1076	1181	90%	1222	93%	1260	96%	1318	100%	1360	103%	1398	106%
Growth rate			5.49%	9.76%			3.47%		3.11%		4.60%		3.19%		2.79%
Longmont High	1540	1299	1307	1261	82%	1240	81%	1260	82%	1258	82%	1267	82%	1270	82%
Growth rate			0.62%	-3.52%			-1.67%		1.61%		-0.16%		0.72%		0.24%
Longs Peak Middle	660	452	460	458	69%	426	65%	434	66%	440	67%	455	69%	458	69%
Growth rate			1.77%	-0.43%			-6.99%		1.88%		1.38%		3.41%		0.66%
Lyons M/SH (6-12)	638	417	398	397	62%	402	63%	410	64%	412	65%	420	66%	418	66%
Growth rate			-4.56%	-0.25%			1.26%		1.99%		0.49%		1.94%		-0.48%
Mead Middle	510	480	495	478	94%	484	95%	505	99%	516	101%	528	104%	550	108%
Growth rate			3.13%	-3.43%			1.26%		4.34%		2.18%		2.33%		4.17%
Mead High	1540	1115	1124	1147	74%	1162	75%	1185	77%	1213	79%	1239	80%	1260	82%
Growth rate			0.81%	2.05%			1.31%		1.98%		2.36%		2.14%		1.69%
Niwot High	1568	1221	1178	1177	75%	1156	74%	1171	75%	1186	76%	1197	76%	1195	76%
Growth rate			-3.52%	-0.08%			-1.78%		1.30%		1.28%		0.93%		-0.17%
Silver Creek High	1568	1371	1414	1349	86%	1356	86%	1360	87%	1379	88%	1400	89%	1416	90%
Growth rate			3.14%	-4.60%			0.52%		0.29%		1.40%		1.52%		1.14%
Skyline High	1680	1480	1472	1482	88%	1512	90%	1512	90%	1529	91%	1535	91%	1540	92%
Growth rate			-0.54%	0.68%			2.02%		0.00%		1.12%		0.39%		0.33%
Soaring Heights	375	0	338	431	115%	481	128%	490	131%	505	135%	522	139%	535	143%
				27.51%			11.60%		1.87%		3.06%		3.37%		2.49%
Sunset Middle	630	522	482	453	72%	438	70%	448	71%	447	71%	455	72%	462	73%
Growth rate			-7.66%	-6.02%			-3.31%		2.28%		-0.22%		1.79%		1.54%
Thunder Valley 6-8	300	322	309	308	103%	315	105%	326	109%	329	110%	335	112%	345	115%
			-4.04%	-0.32%			2.27%		3.49%		0.92%		1.82%		2.99%
Timberline 6-8 (Former Heritage)	450	402	390	369	82%	348	77%	355	79%	378	84%	385	86%	370	82%
			-2.99%	-5.38%			-5.69%		2.01%		6.48%		1.85%		-3.90%
Trail Ridge Middle	840	701	711	680	81%	672	80%	682	81%	688	82%	693	83%	702	84%
Growth rate			1.43%	-4.36%			-1.18%		1.49%		0.88%		0.73%		1.30%
Westview Middle	720	755	740	713	99%	708	98%	720	100%	722	100%	721	100%	724	101%
Growth rate			-1.99%	-3.65%			-0.70%		1.69%		0.28%		-0.14%		0.42%
SUB TOTAL	17906	15365	15677	15830	88%	16032	90%	16314	91%	16614	93%	16888	94%	17098	95%
CHANGE			312	153		202	282	300				274		210	
Growth rate			2.03%	0.98%		1.28%	1.76%	1.84%		1.65%		1.24%			

Enrollment Projections 2020-2024

Mid-Level for Board of Education

CHARTER SCHOOLS	Est. Capacity	2017	2018	2019	2019 Capacity	2020	2020 Capacity	2021	2021 Capacity	2022	2022 Capacity	2023	2023 Capacity	2024	2024 Capacity
Aspen Ridge Charter		481	402	439		436		450		470		480		500	
Growth rate			-16.42%	9.20%			-0.68%		3.21%		4.44%		2.13%		4.17%
Carbon Valley K-5		181	163	156		145		150		155		160		160	
Growth rate			-9.94%	-4.29%			-7.05%		3.45%		3.33%		3.23%		0.00%
Carbon Valley Charter 6-8		45	41	42		43		45		45		50		50	
Growth rate			-8.89%	2.44%		188	2.38%	195	4.65%	200	0.00%	210	11.11%	210	0.00%
Flagstaff Charter K-5		573	569	563		574		585		585		590		600	
Growth rate			-0.70%	-1.05%			1.95%		1.92%		0.00%		0.85%		1.69%
Flagstaff Charter 6-8		295	299	311		300		305		305		310		315	
Growth rate			1.36%	4.01%		874	-3.54%	890	1.67%	890	0.00%	900	1.64%	915	1.61%
Imagine Charter (K-5)		401	414	427		439		440		440		450		450	
Growth rate			3.24%	3.14%			2.81%		0.23%		0.00%		2.27%		0.00%
Imagine Charter (6-8)		133	150	152		171		160		160		155		155	
Growth rate			12.78%	1.33%		610	12.50%	600	-6.43%	600	0.00%	605	-3.13%	605	0.00%
St. Vrain Comm. Montessori K-8		233	227	219		244		240		240		245		250	
Growth rate			-2.58%	-3.52%			11.42%		-1.64%		0.00%		2.08%		2.04%
Twin Peaks (K-5)		459	378	354		375		370		370		375		378	
Growth rate			-17.65%	-6.35%			5.93%		-1.33%		0.00%		1.35%		0.80%
Twin Peaks (6-12)		437	380	375		359		365		375		380		382	
Growth rate			-13.04%	-1.32%		734	-4.27%	735	1.67%	745	2.74%	755	1.33%	760	0.53%
SUB TOTAL		3238	3023	3038		3086		3110		3145		3195		3240	
CHANGE			-215	15		48		24		35		50		45	
Growth rate			-6.64%	0.50%		1.58%		0.78%		1.13%		1.59%		1.41%	
Elementary Projection		13546	13508	13429	-78	13443	14	13607	164	13858	251	14125	267	14405	280
Middle Projection		7478	7489	7518	29	7586	68	7716	130	7845	130	7972	127	8078	105
High School Projection		8626	9159	9302	143	9489	187	9646	157	9831	185	9992	161	10110	118
ALTERNATIVES		1430	1387	1487	100	1442		1375		1390		1410		1430	
Mid-Level	2016	2017	2018	2019	2019 Capacity	2020	2020 Capacity	2021	2021 Capacity	2022	2022 Capacity	2023	2023 Capacity	2024	2024 Capacity
GRAND TOTAL	31104	31371	31542	31736	Ave.	31960		32343		32924		33499		34022	
CHANGE	267	171	194	211		224		383		581		575		523	
Growth rate	0.86%	0.55%	0.62%			0.71%		1.20%		1.80%		1.75%		1.56%	
District Growth W/O Charters	267	386	179	277		176		359		546		525		478	
Neighborhood Growth Only			429	79		221		426		531		505		458	
Alternative Programs 2019:	Global Online:	120	PR-Sped:	400		Old Col.:	108	APEX	814						
Possible FTE at 95.3				0.953		30457.9		30822.9		31376.6		31924.5		32423.0	
Possible FTE at 95.4				0.954		30489.8		30855.2		31409.5		31958.0		32457.0	
Possible FTE at 95.5				0.955		30521.8		30887.6		31442.4		31991.5		32491.0	

Enrollment Projections 2020-2024

Low-Level for Board of Education

ELEMENTARY SCHOOLS	Est. Capacity	2017	2018	2019	2019 Capacity	2020	2020 Capacity	2021	2021 Capacity	2022	2022 Capacity	2023	2023 Capacity	2024	2024 Capacity
Alpine	564	477	460	417	74%	396	70%	379	67%	382	68%	382	68%	392	70%
Growth rate			-3.56%	-9.35%			-5.13%		-4.12%		0.74%		-0.03%		2.73%
Black Rock	637	735	537	539	85%	552	87%	553	87%	560	88%	586	92%	603	95%
Growth rate			-26.94%	0.37%			2.35%		0.27%		1.22%		4.70%		2.82%
Blue Mountain	662	529	544	585	88%	583	88%	582	88%	583	88%	581	88%	589	89%
Growth rate			2.84%	7.54%			-0.26%		-0.29%		0.12%		-0.20%		1.35%
Burlington	490	394	389	369	75%	358	73%	356	73%	365	75%	371	76%	370	76%
Growth rate			-1.27%	-5.14%			-3.02%		-0.62%		2.76%		1.60%		-0.30%
Centennial	515	667	584	529	103%	542	105%	561	109%	565	110%	574	112%	586	114%
Growth rate			-12.44%	-9.42%			2.41%		3.57%		0.67%		1.71%		2.05%
Central	466	348	348	346	74%	337	72%	338	72%	343	74%	343	74%	341	73%
Growth rate			0.00%	-0.57%			-2.61%		0.26%		1.48%		0.03%		-0.54%
Columbine	515	287	278	259	50%	248	48%	252	49%	250	49%	252	49%	252	49%
Growth rate			-3.14%	-6.83%			-4.44%		1.77%		-0.56%		0.63%		-0.05%
Eagle Crest	662	558	557	544	82%	529	80%	534	81%	540	82%	549	83%	550	83%
Growth rate			-0.18%	-2.33%			-2.79%		1.06%		1.10%		1.63%		0.24%
Erie	539	496	306	302	56%	305	57%	312	58%	322	60%	335	62%	359	67%
Growth rate			-38.31%	-1.31%			1.05%		2.29%		3.22%		4.01%		6.99%
Fall River	564	518	510	483	86%	469	83%	464	82%	468	83%	469	83%	485	86%
Growth rate			-1.54%	-5.29%			-2.86%		-1.04%		0.71%		0.30%		3.31%
Grand View	612	0	241	325		363	59%	375	61%	403	66%	425	69%	441	72%
Growth rate				34.85%			11.63%		3.46%		7.29%		5.53%		3.74%
Hygiene	417	278	293	308	74%	308	74%	311	75%	312	75%	313	75%	310	74%
Growth rate			5.40%	5.12%			0.05%		0.98%		0.39%		0.09%		-0.82%
Indian Peaks	466	274	285	282	61%	268	58%	262	56%	263	56%	267	57%	266	57%
Growth rate			4.01%	-1.05%			-4.83%		-2.46%		0.57%		1.32%		-0.09%
Legacy	588	623	528	528	90%	529	90%	520	88%	532	91%	556	95%	574	98%
Growth rate			-15.25%	0.00%			0.15%		-1.74%		2.47%		4.42%		3.19%
Longmont Estates	466	323	319	317	68%	306	66%	316	68%	326	70%	325	70%	316	68%
Growth rate			-1.24%	-0.63%			-3.42%		3.25%		3.17%		-0.24%		-2.90%
Lyons	319	316	316	288	90%	277	87%	284	89%	289	91%	281	88%	292	91%
Growth rate			0.00%	-8.86%			-3.71%		2.58%		1.51%		-2.57%		3.66%
Mead	637	533	563	603	95%	611	96%	612	96%	628	99%	640	100%	651	102%
Growth rate			5.63%	7.10%			1.38%		0.18%		2.49%		1.95%		1.76%
Mt View	368	274	259	255	69%	248	67%	255	69%	250	68%	252	68%	251	68%
Growth rate			-5.47%	-1.54%			-2.94%		2.97%		-1.71%		0.63%		-0.43%
Niwot	539	407	400	419	78%	426	79%	427	79%	430	80%	430	80%	428	79%
Growth rate			-1.72%	4.75%			1.77%		0.07%		0.82%		-0.09%		-0.37%
Northridge	490	334	291	289	59%	283	58%	280	57%	287	59%	283	58%	278	57%
Growth rate			-12.87%	-0.69%			-1.98%		-1.32%		2.61%		-1.22%		-1.84%
Prairie Ridge	441	473	437	454	103%	459	104%	464	105%	472	107%	477	108%	485	110%
Growth rate			-7.61%	3.89%			1.15%		1.10%		1.56%		1.12%		1.62%
Red Hawk	637	682	553	544	85%	557	87%	562	88%	562	88%	572	90%	585	92%
Growth rate			-18.91%	-1.63%			2.32%		0.97%		-0.03%		1.72%		2.40%
Rocky Mt	441	353	343	344	78%	345	78%	352	80%	354	80%	351	80%	351	80%
Growth rate			-2.83%	0.29%			0.27%		1.95%		0.56%		-0.82%		0.01%
Sanborn	466	383	360	333	71%	330	71%	331	71%	354	76%	350	75%	337	72%
Growth rate			-6.01%	-7.50%			-0.90%		0.27%		6.86%		-1.09%		-3.59%
Soaring Heights PK-5	750	0	662	695		713	95%	723	96%	735	98%	750	100%	766	102%
Growth rate				4.98%											
Thunder Valley K-5 (Former Freder Elem)	625	549	564	543	87%	527	84%	533	85%	540	86%	552	88%	555	89%
Growth rate			2.73%	-3.72%			-2.98%		1.25%		1.28%		2.17%		0.59%
Timberline K-5 (Former Spangler- Loma Linda)	750	527	528	481	64%	463	62%	464	62%	452	60%	463	62%	461	61%
Growth rate			0.19%	-8.90%			-3.70%		0.23%		-2.67%		2.49%		-0.40%
SUB TOTAL	13264	11338	11455	11381	86%	11332	85%	11403	86%	11567	87%	11730	88%	11874	90%
CHANGE			117	-74		-49		72		163		163		144	
Growth rate			1.03%	-0.65%		-0.43%		0.63%		1.43%		1.41%		1.23%	

# Enrollment Projections 2020-2024

Low-Level for Board of Education

SECONDARY SCHOOLS	Est. Capacity	2017	2018	2019	2019 Capacity	2020	2020 Capacity	2021	2021 Capacity	2022	2022 Capacity	2023	2023 Capacity	2024	2024 Capacity
Altona Middle	840	803	826	830	99%	840	100%	842	100%	850	101%	848	101%	843	100%
Growth rate			2.86%	0.48%			1.20%		0.20%		0.96%		-0.19%		-0.59%
Coal Ridge Middle	840	781	807	823	98%	832	99%	840	100%	853	102%	861	102%	874	104%
Growth rate			3.33%	1.98%			1.09%		0.92%		1.55%		0.95%		1.55%
Erie Middle	810	1063	801	826	102%	823	102%	832	103%	845	104%	865	107%	875	108%
Growth rate			-24.65%	3.12%			-0.36%		1.06%		1.57%		2.35%		1.20%
Erie High	1456	1161	1349	1467	101%	1590	109%	1632	112%	1671	115%	1702	117%	1725	118%
Growth rate			16.19%	8.75%			8.41%		2.61%		2.39%		1.86%		1.34%
Frederick High	1316	1020	1076	1181	90%	1215	92%	1245	95%	1295	98%	1329	101%	1355	103%
Growth rate			5.49%	9.76%			2.85%		2.47%		4.02%		2.63%		1.95%
Longmont High	1540	1299	1307	1261	82%	1233	80%	1245	81%	1236	80%	1238	80%	1231	80%
Growth rate			0.62%	-3.52%			-2.26%		0.98%		-0.71%		0.17%		-0.58%
Longs Peak Middle	660	452	460	458	69%	423	64%	429	65%	432	65%	445	67%	444	67%
Growth rate			1.77%	-0.43%			-7.54%		1.24%		0.82%		2.85%		-0.16%
Lyons M/SH (6-12)	638	417	398	397	62%	400	63%	405	63%	405	63%	410	64%	405	63%
Growth rate			-4.56%	-0.25%			0.65%		1.35%		-0.07%		1.39%		-1.29%
Mead Middle	510	480	495	478	94%	481	94%	499	98%	507	99%	516	101%	533	105%
Growth rate			3.13%	-3.43%			0.65%		3.69%		1.61%		1.77%		3.31%
Mead High	1540	1115	1124	1147	74%	1155	75%	1171	76%	1192	77%	1211	79%	1221	79%
Growth rate			0.81%	2.05%			0.70%		1.34%		1.79%		1.59%		0.86%
Niwot High	1568	1221	1178	1177	75%	1149	73%	1157	74%	1165	74%	1169	75%	1158	74%
Growth rate			-3.52%	-0.08%			-2.37%		0.67%		0.72%		0.38%		-0.98%
Silver Creek High	1568	1371	1414	1349	86%	1348	86%	1343	86%	1355	86%	1368	87%	1372	88%
Growth rate			3.14%	-4.60%			-0.08%		-0.33%		0.83%		0.98%		0.31%
Skyline High	1680	1480	1472	1482	88%	1503	89%	1494	89%	1502	89%	1500	89%	1492	89%
Growth rate			-0.54%	0.68%			1.41%		-0.62%		0.56%		-0.15%		-0.50%
Soaring Heights PK8 (Middle)	375	0	338	431		478	127%	484	129%	496	132%	510	136%	518	138%
				27.51%											
Sunset Middle	630	522	482	453	72%	435	69%	443	70%	439	70%	445	71%	448	71%
Growth rate			-7.66%	-6.02%			-3.89%		1.65%		-0.78%		1.24%		0.71%
Thunder Valley 6-8 (Former Fred. El. Portion of Coal Rdg)	300	322	309	308	103%	313	104%	322	107%	323	108%	327	109%	334	111%
			-4.04%	-0.32%			1.66%		2.85%		0.36%		1.27%		2.14%
Timberline 6-8 (Former Heritage)	450	402	390	369	82%	346	77%	351	78%	371	83%	376	84%	359	80%
			-2.99%	-5.38%			-6.26%		1.38%		5.89%		1.30%		-4.68%
Trail Ridge Middle	840	701	711	680	81%	668	80%	674	80%	676	80%	677	81%	680	81%
Growth rate			1.43%	-4.36%			-1.77%		0.86%		0.32%		0.18%		0.47%
Westview Middle	720	755	740	713	99%	704	98%	711	99%	709	99%	704	98%	702	97%
Growth rate			-1.99%	-3.65%			-1.30%		1.06%		-0.28%		-0.68%		-0.41%
SUB TOTAL	17906	15365	15677	15830	88%	15936	89%	16115	90%	16320	91%	16500	92%	16568	93%
CHANGE			312	153		106		179		205		180		68	
Growth rate			2.03%	0.98%		0.67%		1.12%		1.27%		1.10%		0.41%	

Enrollment Projections 2020-2024

Low-Level for Board of Education

CHARTER SCHOOLS	Est. Capacity	2017	2018	2019	2019 Capacity	2020	2020 Capacity	2021	2021 Capacity	2022	2022 Capacity	2023	2023 Capacity	2024	2024 Capacity
Aspen Ridge Charter		481	402	439		433		445		462		469		485	
Growth rate			-16.42%	9.20%			-1.28%		2.57%		3.86%		1.58%		3.31%
Carbon Valley K-5		181	163	156		144		148		152		156		155	
Growth rate			-9.94%	-4.29%			-7.61%		2.80%		2.76%		2.67%		-0.82%
Carbon Valley Charter 6-8		45	41	42		43		44		44		49		48	
Growth rate			-8.89%	2.44%			1.77%		4.00%		-0.56%		10.51%		-0.82%
Flagstaff Charter K-5		573	569	563		571		578		575		576		581	
Growth rate			-0.70%	-1.05%			1.34%		1.28%		-0.56%		0.31%		0.86%
Flagstaff Charter 6-8		295	299	311		298		301		300		303		305	
Growth rate			1.36%	4.01%			-4.12%		1.03%		-0.56%		1.09%		0.78%
Imagine Charter (K-5)		401	414	427		436		435		432		440		436	
Growth rate			3.24%	3.14%			2.19%		-0.40%		-0.56%		1.72%		-0.82%
Imagine Charter (6-8)		133	150	152		170		158		157		151		150	
Growth rate			12.78%	1.33%			11.83%		-7.02%		-0.56%		-3.65%		-0.82%
St. Vrain Comm. Montessori		233	227	219		243		237		236		239		242	
Growth rate			-2.58%	-3.52%			10.75%		-2.25%		-0.56%		1.53%		1.21%
Twin Peaks (K-5)		459	378	354		373		365		363		366		366	
Growth rate			-17.65%	-6.35%			5.30%		-1.95%		-0.56%		0.80%		-0.03%
Twin Peaks (6-12)		437	380	375		357		361		368		371		370	
Growth rate			-13.04%	-1.32%			-4.84%		1.04%		2.17%		0.79%		-0.30%
SUB TOTAL		3238	3023	3038		3067		3072		3089		3122		3140	
CHANGE			-215	15		29		5		17		32		18	
Growth rate			-6.64%	0.50%		0.97%		0.15%		0.56%		1.04%		0.58%	
Elementary Projection		13546	13508	13429	-78	12456	-973	12512	57	12649	137	12802	153	12933	-496
Middle Projection		7478	7489	7518	29	6893	-624	6967	74	7036	69	7102	66	7127	-390
High School Projection		8626	9159	9302	143	9432	130	9528	96	9657	129	9762	105	9796	494
ALTERNATIVES		1430	1387	1487	100	1433		1358		1365		1378		1386	
Low-Level	2016	2017	2018	2019	2019 Capacity	2020	2020 Capacity	2021	2021 Capacity	2022	2022 Capacity	2023	2023 Capacity	2024	2024 Capacity
GRAND TOTAL	31104	31371	31542	31736	Ave.	31768		31948		32341		32729		32967	
CHANGE	267	171	194	211		32		180		393		387		239	
Growth rate	0.86%	0.55%	0.62%			0.10%		0.57%		1.23%		1.20%		0.73%	
Alternative Programs 2019:	Global Online:	119	PR-Sped:	398		Old Col.:	107	APEX	809						
Possible FTE at 95.3				0.953		30275.1		30446.8		30821.2		31190.3		31417.9	
Possible FTE at 95.4				0.954		30306.9		30478.8		30853.5		31223.0		31450.8	
Possible FTE at 95.5				0.955		30338.7		30510.7		30885.9		31255.7		31483.8	



## Enrollment Projections 2020-2024

High-Level Draft for Board of Education

ELEMENTARY SCHOOLS	Est. Capacity	2017	2018	2019	2019 Capacity	2020	2020 Capacity	2021	2021 Capacity	2022	2022 Capacity	2023	2023 Capacity	2024	2024 Capacity
Alpine	564	477	460	417	74%	400	71%	389	69%	397	70%	402	71%	419	74%
Growth rate			-3.56%	-9.35%			-3.96%		-2.87%		2.00%		1.20%		4.39%
Black Rock	637	735	537	539	85%	558	88%	567	88%	581	91%	616	97%	644	101%
Growth rate			-26.94%	0.37%			3.61%		1.58%		2.49%		5.99%		4.47%
Blue Mountain	662	529	544	585	88%	591	89%	597	90%	605	91%	611	92%	629	95%
Growth rate			2.84%	7.54%			0.96%		1.02%		1.37%		1.03%		2.98%
Burlington	490	394	389	369	75%	362	74%	365	74%	379	77%	390	80%	395	81%
Growth rate			-1.27%	-5.14%			-1.83%		0.68%		4.05%		2.85%		1.31%
Centennial	515	667	584	529	103%	548	106%	575	112%	587	114%	604	117%	626	122%
Growth rate			-12.44%	-9.42%			3.66%		4.92%		1.93%		2.96%		3.69%
Central	466	348	348	346	74%	341	73%	346	74%	356	76%	360	77%	364	78%
Growth rate			0.00%	-0.57%			-1.42%		1.57%		2.75%		1.26%		1.07%
Columbine	515	287	278	259	50%	251	49%	258	50%	260	51%	265	51%	269	52%
Growth rate			-3.14%	-6.83%			-3.26%		3.10%		0.69%		1.87%		1.56%
Eagle Crest	662	558	557	544	82%	535	81%	548	83%	561	85%	577	87%	588	89%
Growth rate			-0.18%	-2.33%			-1.60%		2.38%		2.37%		2.88%		1.85%
Erie	539	496	306	302	56%	309	57%	320	59%	335	62%	352	65%	383	71%
Growth rate			-38.31%	-1.31%			2.29%		3.63%		4.51%		5.29%		8.71%
Fall River	564	518	510	483	86%	475	84%	476	84%	486	86%	493	87%	518	92%
Growth rate			-1.54%	-5.29%			-1.67%		0.25%		1.98%		1.53%		4.98%
Grand View	612	0	241	325		367	60%	385	63%	418	68%	447	73%	471	77%
Growth rate				34.85%			13.00%		4.81%		8.64%		6.83%		5.41%
Hygiene	417	278	293	308	74%	312	75%	319	77%	324	78%	329	79%	331	79%
Growth rate			5.40%	5.12%			1.27%		2.30%		1.65%		1.32%		0.78%
Indian Peaks	466	274	285	282	61%	272	58%	268	58%	273	59%	280	60%	285	61%
Growth rate			4.01%	-1.05%			-3.66%		-1.19%		1.83%		2.56%		1.52%
Legacy	588	623	528	528	90%	535	91%	533	91%	553	94%	584	99%	613	104%
Growth rate			-15.25%	0.00%			1.38%		-0.46%		3.75%		5.70%		4.85%
Longmont Estates	466	323	319	317	68%	310	67%	324	70%	339	73%	342	73%	337	72%
Growth rate			-1.24%	-0.63%			-2.24%		4.60%		4.47%		0.99%		-1.34%
Lyons	319	316	316	288	90%	281	88%	292	91%	300	94%	296	93%	312	98%
Growth rate			0.00%	-8.86%			-2.52%		3.92%		2.79%		-1.37%		5.33%
Mead	637	533	563	603	95%	619	97%	628	99%	652	102%	673	106%	696	109%
Growth rate			5.63%	7.10%			2.62%		1.49%		3.78%		3.21%		3.39%
Mt View	368	274	259	255	69%	251	68%	261	71%	260	71%	265	72%	268	73%
Growth rate			-5.47%	-1.54%			-1.75%		4.31%		-0.48%		1.87%		1.17%
Niwot	539	407	400	419	78%	432	80%	438	81%	447	83%	452	84%	457	85%
Growth rate			-1.72%	4.75%			3.02%		1.38%		2.09%		1.15%		1.24%
Northridge	490	334	291	289	59%	287	59%	287	59%	298	61%	298	61%	297	61%
Growth rate			-12.87%	-0.69%			-0.77%		-0.03%		3.89%		0.00%		-0.26%
Prairie Ridge	441	473	437	454	103%	465	105%	476	108%	490	111%	501	114%	518	117%
Growth rate			-7.61%	3.89%			2.39%		2.42%		2.83%		2.36%		3.26%
Red Hawk	637	682	553	544	85%	563	88%	576	90%	583	92%	601	94%	625	98%
Growth rate			-18.91%	-1.63%			3.58%		2.29%		1.22%		2.97%		4.05%
Rocky Mt	441	353	343	344	78%	349	79%	361	82%	367	83%	369	84%	375	85%
Growth rate			-2.83%	0.29%			1.50%		3.29%		1.82%		0.41%		1.62%
Sanborn	466	383	360	333	71%	334	72%	339	73%	367	79%	368	79%	360	77%
Growth rate			-6.01%	-7.50%			0.32%		1.59%		8.21%		0.13%		-2.04%
Soaring Heights	750	0	662	695		721	96%	742	99%	763	102%	789	105%	818	109%
Growth rate				4.98%			3.81%		2.78%		2.89%		3.38%		3.67%
Thunder Valley K-5	625	549	564	543	87%	533	85%	547	88%	561	90%	580	93%	593	95%
Growth rate			2.73%	-3.72%			-1.79%		2.58%		2.56%		3.43%		2.21%
Timberline K-5	750	527	528	481	64%	469	63%	476	63%	469	63%	487	65%	493	66%
Growth rate			0.19%	-8.90%			-2.52%		1.54%		-1.45%		3.75%		1.20%
SUB TOTAL	13264	11338	11455	11381	86%	11471	86%	11694	88%	12011	91%	12330	93%	12683	96%
CHANGE			117	-74		90		223		316		320		353	
Growth rate			1.03%	-0.65%		0.79%		1.95%		2.71%		2.66%		2.86%	

# Enrollment Projections 2020-2024

High-Level Draft for Board of Education

SECONDARY SCHOOLS	Est. Capacity	2017	2018	2019	2019 Capacity	2020	2020 Capacity	2021	2021 Capacity	2022	2022 Capacity	2023	2023 Capacity	2024	2024 Capacity
Altona Middle	840	803	826	830	99%	850	101%	863	103%	882	105%	891	106%	900	107%
Growth rate			2.86%	0.48%			2.44%		1.51%		2.23%		1.04%		1.01%
Coal Ridge Middle	840	781	807	823	98%	842	100%	861	103%	885	105%	905	108%	934	111%
Growth rate			3.33%	1.98%			2.33%		2.24%		2.82%		2.19%		3.18%
Erie Middle	810	1063	801	826	102%	833	103%	853	105%	877	108%	909	112%	935	115%
Growth rate			-24.65%	3.12%			0.86%		2.38%		2.84%		3.61%		2.83%
Erie High	1456	1161	1349	1467	101%	1610	111%	1673	115%	1735	119%	1789	123%	1842	127%
Growth rate			16.19%	8.75%			9.74%		3.95%		3.68%		3.11%		2.98%
Frederick High	1316	1020	1076	1181	90%	1230	93%	1276	97%	1344	102%	1397	106%	1447	110%
Growth rate			5.49%	9.76%			4.11%		3.81%		5.33%		3.89%		3.59%
Longmont High	1540	1299	1307	1261	82%	1248	81%	1276	83%	1283	83%	1301	84%	1314	85%
Growth rate			0.62%	-3.52%			-1.06%		2.30%		0.53%		1.41%		1.02%
Longs Peak Middle	660	452	460	458	69%	429	65%	440	67%	449	68%	467	71%	474	72%
Growth rate			1.77%	-0.43%			-6.41%		2.57%		2.08%		4.12%		1.44%
Lyons M/SH (6-12)	638	417	398	397	62%	404	63%	415	65%	420	66%	431	68%	433	68%
Growth rate			-4.56%	-0.25%			1.89%		2.68%		1.18%		2.64%		0.30%
Mead Middle	510	480	495	478	94%	487	95%	512	100%	526	103%	542	106%	569	112%
Growth rate			3.13%	-3.43%			1.88%		5.04%		2.88%		3.03%		4.98%
Mead High	1540	1115	1124	1147	74%	1169	76%	1200	78%	1237	80%	1272	83%	1304	85%
Growth rate			0.81%	2.05%			1.94%		2.67%		3.07%		2.84%		2.49%
Niwot High	1568	1221	1178	1177	75%	1163	74%	1186	76%	1210	77%	1229	78%	1237	79%
Growth rate			-3.52%	-0.08%			-1.18%		1.98%		1.98%		1.62%		0.61%
Silver Creek High	1568	1371	1414	1349	86%	1364	87%	1378	88%	1407	90%	1438	92%	1466	93%
Growth rate			3.14%	-4.60%			1.14%		0.97%		2.10%		2.22%		1.93%
Skyline High	1680	1480	1472	1482	88%	1521	91%	1532	91%	1560	93%	1576	94%	1594	95%
Growth rate			-0.54%	0.68%			2.66%		0.68%		1.82%		1.08%		1.11%
Soaring Heights 6-8	375	0	338	431		484	129%	496	132%	515	137%	536	143%	554	148%
				27.51%											
Sunset Middle	630	522	482	453	72%	441	70%	454	72%	456	72%	467	74%	478	76%
Growth rate			-7.66%	-6.02%			-2.71%		2.97%		0.47%		2.49%		2.33%
Thunder Valley 6-8 (Former Fred. El. Portion of Coal Rdg)	300	322	309	308	103%	317	106%	330	110%	336	112%	344	115%	357	119%
			-4.04%	-0.32%			2.91%		4.19%		1.62%		2.52%		3.79%
Timberline 6-8 (Former Heritage)	450	402	390	369	82%	350	78%	360	80%	386	86%	395	88%	383	85%
			-2.99%	-5.38%			-5.11%		2.70%		7.21%		2.55%		-3.15%
Trail Ridge Middle	840	701	711	680	81%	676	80%	691	82%	702	84%	712	85%	727	86%
Growth rate			1.43%	-4.36%			-0.56%		2.17%		1.58%		1.42%		2.09%
Westview Middle	720	755	740	713	99%	712	99%	729	101%	736	102%	740	103%	749	104%
Growth rate			-1.99%	-3.65%			-0.09%		2.38%		0.97%		0.55%		1.20%
SUB TOTAL	17906	15365	15677	15830	88%	16131	90%	16526	92%	16946	95%	17344	97%	17696	99%
CHANGE			312	153		301		395		420		398		352	
Growth rate			2.03%	0.98%		1.90%		2.45%		2.54%		2.35%		2.03%	

Enrollment Projections 2020-2024

High-Level Draft for Board of Education

CHARTER SCHOOLS	Est. Capacity	2017	2018	2019	2019 Capacity	2020	2020 Capacity	2021	2021 Capacity	2022	2022 Capacity	2023	2023 Capacity	2024	2024 Capacity
Aspen Ridge Charter		481	402	439		439		456		479		493		518	
Growth rate			-16.42%	9.20%			-0.07%		3.91%		5.17%		2.83%		4.98%
Carbon Valley K-5		181	163	156		146		152		158		164		166	
Growth rate			-9.94%	-4.29%			-6.48%		4.15%		4.05%		3.93%		0.78%
Carbon Valley Charter 6-8		45	41	42		43		46		46		51		52	
Growth rate			-8.89%	2.44%			3.02%		5.36%		0.69%		11.87%		0.78%
Flagstaff Charter K-5		573	569	563		578		593		597		606		621	
Growth rate			-0.70%	-1.05%			2.59%		2.61%		0.69%		1.55%		2.49%
Flagstaff Charter 6-8		295	299	311		302		309		311		318		326	
Growth rate			1.36%	4.01%			-2.94%		2.35%		0.69%		2.34%		2.40%
Imagine Charter (K-5)		401	414	427		442		446		449		462		466	
Growth rate			3.24%	3.14%			3.45%		0.91%		0.69%		2.97%		0.78%
Imagine Charter (6-8)		133	150	152		172		162		163		159		160	
Growth rate			12.78%	1.33%			13.20%		-5.80%		0.69%		-2.46%		0.78%
St. Vrain Comm. Montessori		233	227	219		246		243		245		252		259	
Growth rate			-2.58%	-3.52%			12.11%		-0.97%		0.69%		2.78%		2.84%
Twin Peaks (K-5)		459	378	354		377		375		377		385		391	
Growth rate			-17.65%	-6.35%			6.59%		-0.67%		0.69%		2.05%		1.59%
Twin Peaks (6-12)		437	380	375		361		370		383		390		395	
Growth rate			-13.04%	-1.32%			-3.67%		2.36%		3.45%		2.03%		1.31%
SUB TOTAL		3238	3023	3038		3105		3150		3208		3281		3353	
CHANGE			-215	15		67		45		57		73		72	
Growth rate			-6.64%	0.50%		2.21%		1.46%		1.82%		2.29%		2.20%	
Elementary Projection		13546	13508	13429	-78	12609	-821	12832	223	13135	303	13457	322	13814	385
Middle Projection		7478	7489	7518	29	6978	-540	7145	167	7306	161	7465	159	7613	95
High School Projection		8626	9159	9302	143	9548	246	9771	223	10028	256	10262	234	10464	1161
ALTERNATIVES		1430	1387	1487	100	1451		1393		1418		1448		1480	
High-Level	2016	2017	2018	2019	2019 Capacity	2020	2020 Capacity	2021	2021 Capacity	2022	2022 Capacity	2023	2023 Capacity	2024	2024 Capacity
GRAND TOTAL	31104	31371	31542	31736	Ave.	32158		32763		33582		34403		35213	
CHANGE	267	171	194	211		422		605		819		821		809	
Growth rate	0.86%	0.55%	0.62%			1.33%		1.88%		2.50%		2.44%		2.35%	
Alternative Programs 2019:	Global Online:	121	PR-Sped:	402		Old Col.:	109	APEX	819						
Possible FTE at 95.3				0.953		30646.7		31223.6		32004.1		32786.5		33557.8	
Possible FTE at 95.4				0.954		30678.9		31256.3		32037.7		32820.9		33593.0	
Possible FTE at 95.5				0.955		30711.0		31289.1		32071.3		32855.3		33628.2	

**March 11, 2020**  
**Terminations/Leaves of Absence**

7.1

EFFECTIVE	NAME	POSITION/LOCATION	LEAVE OF ABSENCE	RESIGNED	RETIRED	COMMENTS
	<b>ADMINISTRATIVE/PROFESSIONAL/TECHNICAL</b>					
2/21/2020	Cartwright, Sean	Manager - IT Op & Infrastructure / District Technology Services		X		
6/30/2020	Lopez, LeRoy	Assistant Principal / Frederick HS		X		
2/26/2020	McClure, Kerin	Elementary Principal / Burlington ES	X			
6/16/2020	Morland, Douglas	Assessment Coordinator / Learning Services			X	16 years
2/24/2020	O'Toole, Jessica	Assistant Principal / Coal Ridge MS	X			
3/2/2020	O'Toole, Michael	Curriculum Analyst / Curriculum	X			
	<b>LICENSED</b>					
1/31/2020	Arbor, Rachel	Science Teacher / Altona MS	X			
2/24/2020	Bonial, Jennifer	Special Education Teacher / Longmont Estates ES	X			
5/22/2020	Buck, Shelby	Special Education Teacher / Timberline PK-8		X		
2/21/2020	Cady-Flatau, Beth	Deaf & Hard of Hearing Teacher / Student Services	X			
5/22/2020	Cheek, Pamela	Foreign Language Teacher / Soaring Heights			X	2 years
2/24/2020	Corne, Kelly	Language Arts & Literacy Teacher / Mead HS	X			
2/18/2020	Daley, Megan	5th Grade Teacher / Red Hawk ES	X			
5/22/2020	Gibbons, Josef	Language Arts Teacher / Thunder Valley K-8		X		
2/14/2020	Hames, Shannon	Science Teacher / Longs Peak Middle School		X		
2/19/2020	Hempe, Ian	Math Teacher / Mead HS		X		
1/21/2020	Hoffman, Laura	Science Teacher / Longmont HS	X			
5/22/2020	Jackson, Julia	Social Studies Teacher / Thunder Valley K-8		X		
1/14/2020	Jones, Patricia	Language Arts Teacher, Language / Skyline HS	X			
5/22/2020	Kelleher, Mary	Computer Tech Teacher / Altona MS			X	20 years
1/21/2020	Klein, Robyn	Instructional Program Consultant / Student Services	X			
2/13/2020	Melendez, Leticia	ESL & Literacy Teacher / Rocky Mountain ES	X			
3/2/2020	Merritt, Ann	ESL Teacher / Burlington ES	X			
5/22/2020	Morgan, Daniel	Science Teacher / Trail Ridge MS		X		
5/22/2020	Reinhard, Tracy	Elementary Music Teacher / Timberline PK-8		X		
2/19/2020	Rhodes, Katie	Early Childhood Support / Student Services (Preschool)	X			
2/26/2020	Steitz, Andrew	Social Studies Teacher / Mead HS	X			
4/9/2020	Taylor, Jennifer	Language Arts Teacher / Frederick HS	X			
2/13/2020	Thomas, Jessica	Art Teacher / Mead HS	X			
2/24/2020	Wilson, Natalie	Elementary Music Teacher / Northridge ES	X			
	<b>CLASSIFIED</b>					
3/2/2020	Adler, Pamela	Secretary / Records Management	X			
2/21/2020	Bishop, Wendy	Attendance Clerk / Westview MS		X		
2/7/2020	Black, Reginald	Custodian / Erie ES		X		

\*Will work a 110 Day Contract for 2020-2021

## 7.1

\*Will work a 110 Day Contract for 2020-2021

## Staff Appointments

7.2

[illegible]

MEMORANDUM

DATE: March 11, 2020  
TO: Board of Education  
FROM: Dr. Don Haddad, Superintendent of Schools  
SUBJECT: Approval of Board of Education Meeting Minutes  
Strategic Priority – High-Functioning School Board

RECOMMENDATION

That the Board of Education approve the minutes from the February Board Meetings.

BACKGROUND

The Board will be asked to approve the minutes from the February 12, 2020 Regular Meeting, the February 19, 2020 Study Session, and the February 26, 2020 Regular Meeting.

## MEMORANDUM

DATE: March 11, 2020

TO: Board of Education

FROM: Dr. Don Haddad, Superintendent of Schools

SUBJECT: Approval of Recommendation to Hire Principal for Longmont High School  
Strategic Priority – Strong/Visionary Leadership

### RECOMMENDATION

That the Board of Education approve the recommendation to hire Mr. Jeffrey McMurry as the Principal for Longmont High School, effective July 1, 2020.

### BACKGROUND

Mr. McMurry graduated from Rowan University with a Bachelor of Science degree in Business Administration and Accounting. He continued his education at the University of Scranton where he completed his Master of Science degree in Educational Administration.

For the past seven years, Mr. McMurry has been the Assistant Principal at Longmont High School where he designed and led continuing staff development with a focus on student agency and inquiry as well as coordinated and implemented the building master schedule. Prior to that, Mr. McMurry served as a Teacher at Livingston High School in New Jersey from 2005 to 2013 and as a Teacher at Belleville High School in New Jersey from 2002 to 2005. Mr. McMurry has also served as an Accountant.

### SALARY

Annual salary will be according to schedule.



## MEMORANDUM

DATE: March 11, 2020

TO: Board of Education

FROM: Dr. Don Haddad, Superintendent of Schools

SUBJECT: Approval of Recommendation to Hire Principal for Timberline PK-8  
Strategic Priority – Strong/Visionary Leadership

### RECOMMENDATION

That the Board of Education approve the recommendation to hire Ms. Kerin McClure as the Principal for Timberline PK-8, effective July 1, 2020.

### BACKGROUND

Ms. McClure graduated from Stanford University with a Bachelor of Arts degree in English. She continued her education at Capella University where she completed her Master of Science degree in Education with a specialization in Reading and Literacy. Ms. McClure also completed the Elementary Teacher Certification Program at the University of Washington and received her Principal Licensure from Colorado State University.

For the past four years, Ms. McClure has been the Principal at Burlington Elementary where she raised school performance framework by 15 percentage points and led community focus on equity in education for all students. From 2011 to 2016, Ms. McClure served as an Instructional Coordinator of Language Arts with St. Vrain Valley Schools. Prior to that, she served as a Teacher at Mountain View Elementary School from 2004 to 2011. Ms. McClure has also been a Teacher at John Bosco K-8 School in Arizona, Fairmount Elementary School in Washington, and St. Joseph's School in Washington.

### SALARY

Annual salary will be according to schedule.

## MEMORANDUM

DATE: March 11, 2020

TO: Board of Education

FROM: Dr. Don Haddad, Superintendent of Schools

SUBJECT: Approval of Recommendation to Hire Dean of Students for Frederick High School  
Strategic Priority – Strong/Visionary Leadership

### RECOMMENDATION

That the Board of Education approve the recommendation to hire Ms. Jennifer Santos as the Dean of Students for Frederick High School, effective July 1, 2020.

### BACKGROUND

Ms. Santos graduated from the University of Northern Colorado with a Bachelor of Arts degree in Kinesiology/Physical Education. She continued her education at the University of Colorado where she completed her Master of Arts degree in Education: Equity in Education for the Culturally Diverse. Ms. Santos also received her Administration degree in Educational Leadership from the University of Northern Colorado and is currently working towards her Doctor of Education.

For the past three years, Ms. Santos has been a Teacher at Frederick High School where she taught a variety of Science subjects. From 2013 to 2017, Ms. Santos served as a Teacher at Berthoud High School. Prior to that, she served as a Teacher at Fort Lupton High School from 2006 to 2013. Ms. Santos has also received a variety of awards, including Teacher of the Year at Fort Lupton High School and Berthoud High School.

### SALARY

Annual salary will be according to schedule.

## MEMORANDUM

DATE: March 11, 2020

TO: Board of Education

FROM: Dr. Don Haddad, Superintendent of Schools

SUBJECT: Approval of Contract Award for the Sanborn Elementary Lighting Upgrade Project  
Strategic Priority – Student and Staff Well-Being

RECOMMENDATION

That the Board of Education approve the contract award for the Sanborn Elementary Lighting Upgrade Project to Skyline Lighting and Electric for a total contract value of \$167,939.01. Further, to authorize Brian Lamer, Assistant Superintendent of Operations, to sign contract documents and initiate scope changes up to the approved amounts in accordance with Board of Education policy.

BACKGROUND

The Board approved this project at the November 13, 2019 meeting and awarded the contract to the low bidder, Unified Energy Solutions. However, the contractor was unable to meet District standards and the contract was terminated. Skyline Lighting and Electric is the next qualified vendor.

This project includes the installation of high efficiency LED fixtures that are dimmable and controlled by sensors as well as the removal of old fixtures, and proper recycling of old equipment. The project will significantly improve the learning environment and working conditions at Sanborn Elementary School by offering better lighting comfort and flexibility. In addition, the District will benefit from energy savings due to the efficient replacement lighting.

This project is funded through Capital Reserve funds. This item is being brought forth to comply with Board policy FEG stating any items over \$100,000 must have Board approval.

Bids were received and open on October 30, 2019. See bid tabulation 2020-018.

Unify Energy's total

Recommend for Award		A Diversified Electric Inc	DenverLED Direct	Financial Energy Management Inc.	McBride Lighting Inc.	Next Step Energy Solutions	Skyline Lighting & Electric	Southpaw Electric	Unify Energy Solutions
	Signed Bid	Y	Y	Y	Y	Y	Y	Y	Y
	Adendum #1	Y	Y	Y	Y	Y	Y	N	Y
	Bid Bond	N	Y	Y	Y	Y	Y	Y	Y
	Immigrant Worker Regulations	Y	Y	Y	Y	Y	Y	Y	Y
	Insurance	Y	Y	Y	Y	Y	Y	Y	Y

NON-RESPONSIVE

FIXTURES	QTY	Unit Price	Extended Price	Unit Price	Extended Price	Unit Price	Extended Price	Unit Price	Extended Price	Unit Price	Extended Price	Unit Price	Extended Price	Unit Price	Extended Price	Unit Price	Extended Price	Unit Price	Extended Price
EPANL 2X4 4000LM SOCRI 40K MINI NLIGHT MVOLT NLTAIR2 RIO	12	\$ -	\$ -	\$ 156.00	\$ 1,872.00	\$ 281.81	\$ 3,381.72	\$ 398.59	\$ 4,783.08	\$ 237.07	\$ 2,844.84	\$ 158.04	\$ 1,896.48	\$ 134.33	\$ 1,611.96	\$ 227.35	\$ 2,728.20		
XVML L48 3500LM MVOLT 40K SOCRI	31	\$ -	\$ -	\$ 61.00	\$ 1,891.00	\$ 193.02	\$ 5,983.62	\$ 227.43	\$ 7,050.33	\$ 151.08	\$ 4,683.48	\$ 100.72	\$ 3,122.32	\$ 85.61	\$ 2,653.91	\$ 234.52	\$ 7,270.12		
SBL4 LP840	7	\$ -	\$ -	\$ 113.00	\$ 791.00	\$ 193.02	\$ 1,351.14	\$ 223.92	\$ 1,567.44	\$ 147.75	\$ 1,034.25	\$ 98.49	\$ 689.43	\$ 83.72	\$ 586.04	\$ 168.97	\$ 1,182.79		
BLTAR 20LADP EZI LP840 NLTAIR2 RES7PDT	27	\$ -	\$ -	\$ 141.00	\$ 3,807.00	\$ 300.19	\$ 8,105.13	\$ 387.64	\$ 10,466.28	\$ 226.47	\$ 6,114.69	\$ 150.98	\$ 4,076.46	\$ 128.33	\$ 3,464.91	\$ 187.97	\$ 5,075.19		
LDN9RV 40/05 LR9AR LSS MVOLT GZIO	4	\$ -	\$ -	\$ 113.00	\$ 452.00	\$ 332.82	\$ 1,331.28	\$ 279.39	\$ 1,117.56	\$ 172.15	\$ 688.60	\$ 114.78	\$ 459.12	\$ 97.56	\$ 390.24	\$ 163.98	\$ 655.92		
LDNSRV 40/10 LRSAR LSS MVOLT GZIO	11	\$ -	\$ -	\$ 136.00	\$ 1,496.00	\$ 333.02	\$ 3,663.22	\$ 314.22	\$ 3,456.42	\$ 205.58	\$ 2,261.38	\$ 137.06	\$ 1,507.66	\$ 116.50	\$ 1,281.50	\$ 157.23	\$ 1,729.53		
LDN9RV 40/30 LR9AR LSS 120 ELV	6	\$ -	\$ -	\$ 177.00	\$ 1,062.00	\$ 332.82	\$ 1,996.92	\$ 379.92	\$ 2,279.52	\$ 268.63	\$ 1,611.78	\$ 179.02	\$ 1,074.12	\$ 152.17	\$ 913.02	\$ 172.08	\$ 1,032.48		
EPANL 2X4 3000LM SOCRI 40K MINI NLIGHT MVOLT NLTAIR2 RIO	425	\$ -	\$ -	\$ 156.00	\$ 66,300.00	\$ 281.61	\$ 119,684.25	\$ 361.64	\$ 153,697.00	\$ 201.52	\$ 85,646.00	\$ 137.58	\$ 58,471.50	\$ 114.19	\$ 48,530.75	\$ 227.35	\$ 96,623.75		
UCEL 24IN 30K 90CRI SWR WH M6 8 UNDER CABINET LED	1	\$ -	\$ -	\$ 61.00	\$ 61.00	\$ 129.94	\$ 129.94	\$ 150.69	\$ 150.69	\$ 101.47	\$ 101.47	\$ 67.65	\$ 67.65	\$ 57.50	\$ 57.50	\$ 201.43	\$ 201.43		
2WRTL G L48 10000LM OAW AFL MVOLT GZI 40K 80CRI	20	\$ -	\$ -	\$ 490.00	\$ 9,800.00	\$ 524.97	\$ 10,499.40	\$ 921.97	\$ 18,439.40	\$ 738.63	\$ 14,772.60	\$ 492.42	\$ 9,848.40	\$ 418.56	\$ 8,371.20	\$ 250.43	\$ 5,008.60		
TOTAL FIXTURES:		\$ -	\$ -	\$ 87,532.00	\$ 87,532.00	\$ 156,126.62	\$ 156,126.62	\$ 203,007.72	\$ 203,007.72	\$ 119,759.09	\$ 119,759.09	\$ 81,213.14	\$ 81,213.14	\$ 67,861.03	\$ 67,861.03	\$ 121,508.01	\$ 121,508.01		

DRIVERS	QTY	Unit Price	Extended Price	Unit Price	Extended Price	Unit Price	Extended Price	Unit Price	Extended Price	Unit Price	Extended Price	Unit Price	Extended Price	Unit Price	Extended Price	Unit Price	Extended Price	Unit Price	Extended Price
21378-LED/DR/D2L/LW	35	\$ -	\$ -	\$ 26.00	\$ 910.00	\$ 30.37	\$ 1,062.95	\$ 46.78	\$ 1,637.30	\$ 24.52	\$ 858.20	\$ 17.31	\$ 605.85	\$ 13.89	\$ 486.15	\$ 52.29	\$ 1,830.15		
21379-LED/DR/D4L/LW	29	\$ -	\$ -	\$ 35.00	\$ 1,015.00	\$ 48.73	\$ 1,413.17	\$ 65.49	\$ 1,899.21	\$ 34.32	\$ 995.28	\$ 24.22	\$ 702.38	\$ 19.44	\$ 563.76	\$ 63.09	\$ 1,829.61		
TOTAL DRIVERS:		\$ -	\$ -	\$ 1,925.00	\$ 1,925.00	\$ 2,476.12	\$ 2,476.12	\$ 3,536.51	\$ 3,536.51	\$ 1,853.48	\$ 1,853.48	\$ 1,308.23	\$ 1,308.23	\$ 1,049.91	\$ 1,049.91	\$ 3,659.76	\$ 3,659.76		

LAMPS	QTY	Unit Price	Extended Price	Unit Price	Extended Price	Unit Price	Extended Price	Unit Price	Extended Price	Unit Price	Extended Price	Unit Price	Extended Price	Unit Price	Extended Price	Unit Price	Extended Price	Unit Price	Extended Price
34235 LEDT8/LC/G/4/840	181	\$ -	\$ -	\$ 11.50	\$ 2,081.50	\$ 6.79	\$ 1,228.99	\$ 22.44	\$ 4,061.64	\$ 11.27	\$ 2,039.87	\$ 7.95	\$ 1,438.95	\$ 6.39	\$ 1,156.59	\$ 100.74	\$ 18,233.94		
GE LE12A21/850FE	4	\$ -	\$ -	\$ 17.00	\$ 68.00	\$ 13.67	\$ 54.68	\$ 12.00	\$ 48.00	\$ 14.70	\$ 58.80	\$ 10.38	\$ 41.52	\$ 8.33	\$ 33.32	\$ 100.54	\$ 402.16		
TOTAL LAMPS:		\$ -	\$ -	\$ 2,149.50	\$ 2,149.50	\$ 1,283.67	\$ 1,283.67	\$ 4,109.64	\$ 4,109.64	\$ 2,098.67	\$ 2,098.67	\$ 1,480.47	\$ 1,480.47	\$ 1,189.91	\$ 1,189.91	\$ 18,636.10	\$ 18,636.10		

SWITCHES AND CONTROLS	QTY	Unit Price	Extended Price	Unit Price	Extended Price	Unit Price	Extended Price	Unit Price	Extended Price	Unit Price	Extended Price	Unit Price	Extended Price	Unit Price	Extended Price	Unit Price	Extended Price	Unit Price	Extended Price
RPODL MVOLT 2P DX WH G2	32	\$ -	\$ -	\$ 52.00	\$ 1,664.00	\$ 236.93	\$ 7,581.76	\$ 409.10	\$ 13,091.20	\$ -	INCLUDED		\$ -	\$ -	\$ -	\$ 108.32	\$ 3,466.24		
RPODL MVOLT OX WH G2	26	\$ -	\$ -	\$ 52.00	\$ 1,352.00	\$ 201.20	\$ 5,231.20	\$ 409.10	\$ 10,636.60	\$ -	INCLUDED		\$ -	\$ -	\$ -	\$ 105.35	\$ 2,739.10		
RCMS 9 G2 W/RPP20 D/DS G2	6	\$ -	\$ -	\$ 121.00	\$ 726.00	\$ 249.08	\$ 1,494.48	\$ 462.10	\$ 2,772.60	\$ -	INCLUDED		\$ -	\$ -	\$ -	\$ 140.99	\$ 845.94		
RCMS PS 150 PDT9 G2	33	\$ -	\$ -	\$ 183.00	\$ 6,039.00	\$ 249.08	\$ 8,219.64	\$ 462.10	\$ 15,249.30	\$ -	INCLUDED		\$ -	\$ -	\$ -	\$ 143.96	\$ 4,750.68		
RCMS PS150 PDT10 G2	22	\$ -	\$ -	\$ 183.00	\$ 4,026.00	\$ 249.08	\$ 5,479.76	\$ 462.10	\$ 10,166.20	\$ -	INCLUDED		\$ -	\$ -	\$ -	\$ 143.96	\$ 3,167.12		
TOTAL SWITCHES AND CONTROLS:		\$ -	\$ -	\$ 13,807.00	\$ 13,807.00	\$ 28,006.84	\$ 28,006.84	\$ 51,915.90	\$ 51,915.90	\$ 41,541.67	\$ 41,541.67	\$ 29,323.53	\$ 29,323.53	\$ 23,550.00	\$ 23,550.00	\$ 14,969.08	\$ 14,969.08		

TOTAL OF EXTENDED UNIT PRICES:	NON-RESPONSIVE	\$ 105,413.50	\$ 187,893.25	\$ 262,569.77	\$ 165,252.91	\$ 113,325.37	\$ 93,650.85	\$ 158,772.95
PRICE (Includes all labor to remove and install fixtures including disposal costs):	NON-RESPONSIVE	\$ 61,506.00	\$ 5,963.76	\$ -	\$ 79,395.00	\$ 54,613.64	\$ 178,170.12	Included
GRAND TOTAL:		\$ 225,817.00	\$ 166,919.50	\$ 193,857.00	\$ 262,569.77	\$ 244,647.91	\$ 167,939.01	\$ 271,820.79
Battery Back up								

Battery Back up

## MEMORANDUM

DATE: March 11, 2020

TO: Board of Education

FROM: Don Haddad, Superintendent of Schools

SUBJECT: Approval of the Purchase of School Buses  
Strategic Priority – District-Wide Safety and Security

RECOMMENDATION

That the Board of Education approve the purchase of three (3) 2020 Bluebird 65-passenger Type C diesel wheelchair school buses with air conditioning from Colorado/West Equipment; and five (5) 2020 International 77-passenger Type C diesel school buses from McCandless International Trucks of Colorado. The total cost of these buses is \$891,133. The funds for this purchase shall come from 2019/2020 Capital Reserve Funding.

BACKGROUND

Pricing is established through a solicitation issued by the St. Vrain Valley School District. The District's solicitation number is "ITB 2020-024".

Quantity	Equipment	Unit Cost
3	2020 Bluebird school bus 65-passenger type C diesel wheelchair buses with AC, cameras and GPS equipment installed	\$128,866
5	2020 International bus, 77-passenger type C diesel buses with cameras and GPS equipment installed	\$100,907

Grant Total: \$891,133



**BID TABULATION SHEET**  
**ITB 2020-024**  
**PURCHASE OF NEW SCHOOL BUSES**  
**FEBRUARY 25, 2020 2:00 P.M.**

Recommend for Award	65 Passenger Wheelchair Bus	77 Passenger Bus	Midwest Bus Sales
	Colorado/West Equipment Inc.	McCandless Truck Center LLC	
Signed Bid	Y	Y	Y
Specification Sheets	Y	Y	Y
Addendum #1	Y	Y	Y
Addendum #2	Y	Y	Y
Addendum #3	Y	Y	Y
Addendum #4	Y	Y	Y
Floorplans	Y	Y	Y
Warranty	Y	Y	Y
Insurance	Y	Y	Y
Immigrant Worker Regulation	Y	Y	Y

NEW CONVENTIONAL TYPE C 77 PASSENGER SCHOOL BUSES PER SPECIFICATIONS											
Year		Qty	Unit Price	Total Price	Est Annual % Inc.	Unit Price	Total Price	Est Annual % Inc.	Unit Price	Total Price	Est Annual % Inc.
2021		5	\$ 107,757.00	\$ 538,785.00		\$ 100,907.00	\$ 504,535.00		\$ 104,792.00	\$ 523,960.00	
2022		5	\$ 110,451.00	\$ 552,255.00	2.5%	\$ 101,916.00	\$ 509,580.00	1.8%	\$ 108,459.72	\$ 542,298.60	3.5%
2023		5	\$ 113,212.00	\$ 566,060.00	2.5%	\$ 102,935.00	\$ 514,675.00	1.8%	\$ 112,255.81	\$ 561,279.05	3.5%
2024		5	\$ 116,043.00	\$ 580,215.00	2.5%	\$ 103,964.00	\$ 519,820.00	1.8%	\$ 116,184.76	\$ 580,923.80	3.5%
2025		5	\$ 118,944.00	\$ 594,720.00	2.5%	\$ 105,003.00	\$ 525,015.00	1.8%	\$ 120,251.22	\$ 601,256.10	3.5%
TOTAL COSTS:			\$ 566,407.00	\$ 2,832,035.00		\$ 514,725.00	\$ 2,573,625.00		\$ 561,943.51	\$ 2,809,717.55	

Manufacturer	BLUEBIRD	IC BUS	THOMAS BUILT BUSES
Model Number	BLUEBIRD VISION BBCV3310	CE	SAF-T-LINER C2 341TS
Warranty	ATTACHED	5 YEAR UNLIMITED	3 YR BB, 5YR CUMMINS, 7 YR ALLISON
Delivery Date ARO	120-135 DAYS	90-120 DAYS	210-250 DAYS

NEW CONVENTIONAL TYPE C 65 PASSENGER WHEELCHAIR SCHOOL BUSES PER SPECIFICATIONS											
Year		Qty	Unit Price	Total Price	Est Annual % Inc.	Unit Price	Total Price	Est Annual % Inc.	Unit Price	Total Price	Est Annual % Inc.
2021		3	\$ 128,866.00	\$ 386,598.00		NO BID	NO BID		\$ 127,218.00	\$ 381,654.00	
2022		3	\$ 132,088.00	\$ 396,264.00	2.5%	NO BID	NO BID	0%	\$ 131,670.63	\$ 395,011.89	3.5%
2023		3	\$ 135,390.00	\$ 406,170.00	2.5%	NO BID	NO BID	0%	\$ 136,278.45	\$ 408,835.35	3.5%
2024		3	\$ 138,775.00	\$ 416,325.00	2.5%	NO BID	NO BID	0%	\$ 141,048.19	\$ 423,144.57	3.5%
2025		3	\$ 142,244.00	\$ 426,732.00	2.5%	NO BID	NO BID	0%	\$ 145,984.87	\$ 437,954.61	3.5%
TOTAL COSTS:			\$ 677,363.00	\$ 2,032,089.00		NO BID	NO BID		\$ 682,200.14	\$ 2,046,600.42	

Manufacturer	BLUEBIRD		THOMAS BUILT BUSES
Model Number	BLUEBIRD VISION BBCV3310		SAF-T-LINER C2 341TS
Warranty	ATTACHED		3 YR BB, 5YR CUMMINS, 7 YR ALLISON
Delivery Date ARO	120-135 DAYS		210-270 DAYS

## MEMORANDUM

DATE: March 11, 2020

TO: Board of Education

FROM: Dr. Don Haddad, Superintendent of Schools

SUBJECT: Approval of Contract Award for the Purchase of Kindergarten Classroom Furniture District-Wide  
Strategic Priority – Strong District Finances & Student and Staff Well-Being

RECOMMENDATION

That the Board of Education approve the contract award in the amount of \$554,349.68 to School Specialty for the purchase of innovative educational classroom furniture and \$47,867.60 to Office Scapes for alternate seating options for select kindergarten classrooms throughout the District.

BACKGROUND

A Request for Qualifications (RFQ) 2018-019 was issued on October 5, 2017 to establish a list of pre-qualified vendors. Further submittals were received to specifically purchase Kindergarten classroom furniture and alternate seating options as part of a grant that was received from the State of Colorado.

It is recommended the contract be awarded to School Specialty for the classroom furniture and to Office Scapes for the alternate seating options. Bid tabulation results are attached.



BID TABULATION SHEET  
ITB 2020-048  
KINDERGARTEN CLASSROOM FURNITURE  
MARCH 4, 2020 2:00PM

Recommendation to Award		BC Interiors	Hertz	Lakeshore	OfficeScapes	School Specialty
	Insurance		Y	Y	Y	Y
	Immigrant Worker Regulation	**NO BID**	Y	Y	Y	Y
	Signed Bid		Y		Y	Y

ITEM	MFG	Item #	Product Description	Color	Qty	Unit Cost	Extended Cost	Unit Cost	Extended Cost	Unit Cost	Extended Cost	Unit Cost	Extended Cost	Unit Cost	Extended Cost
1	WB	B9200-162923	2 Drawer Mobile File Cabinet	Fusion Maple	46	\$ -	\$ 778.91	\$ -	\$ -	\$ 574.85	\$ 26,443.10	\$ 762.69	\$ 35,083.74		
			OR ALTERNATE: MUST BE EQUAL TO OR BETTER		46	\$ -	\$ -	\$ 239.88	\$ 11,034.48	\$ -	\$ -	\$ -	\$ -		
			Proposed Mfg:					LAKESHORE							
			Item #					FF688 & LL130							
2	HON	HVL105	High Back Chair, Pneu Swl-tilt, Grade III	Black	46	\$ -	\$ 315.63	\$ -	\$ -	\$ 340.16	\$ 15,647.36	\$ 336.50	\$ 15,479.00		
			OR ALTERNATE: MUST BE EQUAL TO OR BETTER		46	\$ -	\$ -	\$ 122.55	\$ 5,637.30	\$ 340.16	\$ 15,647.36	\$ 336.50	\$ 15,479.00		
			Proposed Mfg:					LAKESHORE		OFFICES TO GO		CLASSROOM SELECT			
			Item #					LC767GA		OTG-11648B		1498093			
3	Academia	LBC-3648	Laminate Mobile Bookcase, 36" W x 48" H	TBD	46	\$ -	\$ 962.53	\$ -	\$ -	\$ -	\$ -	\$ -	\$ -		
			OR ALTERNATE: MUST BE EQUAL TO OR BETTER		46	\$ -	\$ -	\$ 436.05	\$ 20,058.30	\$ 579.60	\$ 26,661.60	\$ 609.38	\$ 28,031.48		
			Proposed Mfg:					LAKESHORE		WB		WB			
			Item #					LC229		LRS1150-C		LRS1150-AC			
4	WB	WB-TD1000AC-ELS	P-Top Single Ped Teacher's Desk (D-2) w/ Casters, w/ File/File & Center Drawer, Modesty Panel	Laminate: Fusion Maple Edge Banding: Beige Frame: Tungsten	46	\$ -	\$ 1,057.03	\$ -	\$ -	\$ 922.95	\$ 42,455.70	\$ 940.26	\$ 43,251.96		
			OR ALTERNATE: MUST BE EQUAL TO OR BETTER		46	\$ -	\$ -	\$ 854.05	\$ 39,286.30	\$ -	\$ -	\$ -	\$ -		
			Proposed Mfg:					LAKESHORE							
			Item #					LC739							
5	WB	WB-TL1000AC	Adjustable Teacher's Lectern w/ Casters	Laminate: Fusion Maple Edge Banding: Beige Frame: Tungsten	46	\$ -	\$ 565.63	\$ -	\$ -	\$ 571.10	\$ 26,270.60	\$ 540.87	\$ 24,880.02		
			OR ALTERNATE: MUST BE EQUAL TO OR BETTER		46	\$ -	\$ -	\$ 759.05	\$ 34,916.30	\$ -	\$ -	\$ -	\$ -		
			Proposed Mfg:					LAKESHORE							
			Item #					LC453							
6	Academia	HRM-3052RY	Rhythm Table w/ Casters	Laminate: Fusion Maple Edge Banding: Beige Frame: Tungsten	276	\$ -	\$ 243.53	\$ -	\$ -	\$ -	\$ -	\$ 283.49	\$ 78,243.24		
			OR ALTERNATE: MUST BE EQUAL TO OR BETTER		276	\$ -	\$ -	\$ 464.55	\$ 128,215.80	\$ 258.45	\$ 71,332.20	\$ -	\$ -		
			Proposed Mfg:					LAKESHORE		ARTCOBELL		WB			
			Item #					LC641		DTT-NG3054E (Laminate Top) DTLP-4ATP (Adj Height Legs)		ELS6804-EJA-CA			
7	Academia	HRM-3152CD	Chort Table w/ Casters	Laminate: Fusion Maple Edge Banding: Beige Frame: Tungsten	230	\$ -	\$ 238.30	\$ -	\$ -	\$ -	\$ -	\$ -	\$ -		
			OR ALTERNATE: MUST BE EQUAL TO OR BETTER		230	\$ -	\$ -	\$ 417.05	\$ 95,921.50	\$ 264.80	\$ 60,904.00	\$ 282.01	\$ 64,862.30		
			Proposed Mfg:					LAKESHORE		ARTCOBELL		WB			
			Item #					LC808		DTT-EX3054E (Laminate Top) DTLP-4ATP (Adj Height Legs)		ELS6805-EJA-CA			
8	Academia	INS-684	Inspiration Cantilever Student Chair, 14" H, Nylon Glides	Seat: Graphite Base: Tungsten	1150	\$ -	\$ 67.63	\$ -	\$ -	\$ -	\$ -	\$ -	\$ -		
			OR ALTERNATE: MUST BE EQUAL TO OR BETTER		1150	\$ -	\$ -	\$ 113.05	\$ 130,007.50	\$ 77.51	\$ 89,136.50	\$ 66.49	\$ 76,463.50		
			Proposed Mfg:					LAKESHORE		ARTCOBELL		CLASSROOM SELECT			
			Item #					LC763BU		D30C-14"		1496371			
9	Mien	FYI-2448	Mobile Flip Chart Whiteboard, Magnetic	TBD	46	\$ -	\$ 732.19	\$ -	\$ -	\$ 588.06	\$ 27,050.76	\$ 672.58	\$ 30,938.68		



			OR ALTERNATE: MUST BE EQUAL TO OR BETTER		46	\$ -	\$ -	\$ -	\$ -	\$ 426.55	\$ 19,621.30	\$ -	\$ -	\$ -	\$ -
					Proposed Mfg:					LAKESHORE					
					Item #					LC748					
10	WB		Mobile Tote Storate 15 Units w/ Two Top Shelves & Totes	TBD	92	\$ -	\$ -	\$ 1,492.19	\$ 137,281.48	\$ -	\$ -	\$ 1,283.66	\$ 118,096.72	\$ 1,289.94	\$ 118,674.48
			OR ALTERNATE: MUST BE EQUAL TO OR BETTER		92	\$ -	\$ -	\$ -	\$ -	\$ 664.05	\$ 61,092.60	\$ -	\$ -	\$ -	\$ -
					Proposed Mfg:					LAKESHORE					
					Item #					LC244					
11	Lakeshore	TT669	Alphabet Carpet 9x12	TBD	46	\$ -	\$ -	\$ -	\$ -	\$ 464.55	\$ 21,369.30	\$ -	\$ -	\$ -	\$ -
			OR ALTERNATE: MUST BE EQUAL TO OR BETTER		46	\$ -	\$ -	\$ 325.19	\$ 14,958.74	\$ -	\$ -	\$ 452.11	\$ 20,797.06	\$ 321.81	\$ 14,803.26
					Proposed Mfg:			FLAGSHIP CARPETS				CARPETS FOR KDS		CHILD CRAFT	
					Item #							1312		2003790	
12	Safeco	9424MO	Wood Adjustable Literature Organizer 36 Letter Size Compartments	TBD	46	\$ -	\$ -	\$ -	\$ -	\$ -	\$ -	\$ 244.36	\$ 11,240.56	\$ 134.35	\$ 6,180.10
			OR ALTERNATE: MUST BE EQUAL TO OR BETTER		46	\$ -	\$ -	\$ 403.63	\$ 18,566.98	\$ 759.05	\$ 34,916.30	\$ -	\$ -	\$ -	\$ -
					Proposed Mfg:			DURHAM		LAKESHORE					
					Item #			FA1347-44FS		LC847					
13	Childcraft	074493	Childcraft Double Adjustable Easel 23 3/4" x 44 1/2"	TBD	46	\$ -	\$ -	\$ -	\$ -	\$ -	\$ -	\$ -	\$ -	\$ 142.77	\$ 6,567.42
			OR ALTERNATE: MUST BE EQUAL TO OR BETTER		46	\$ -	\$ -	\$ 191.77	\$ 8,821.42	\$ 179.55	\$ 8,259.30	\$ 267.51	\$ 12,305.46	\$ -	\$ -
					Proposed Mfg:			JONI-CRAFT		LAKESHORE		JONTI-CRAFT			
					Item #			0218JC		LA949		2181JC			
14	Jonti-Craft	678812	Book Easel w/ Magnetic Write-N-Wipe 20" H x 24 1/2" W x 15" D	TBD	46	\$ -	\$ -	\$ 347.02	\$ 15,962.92	\$ -	\$ -	\$ -	\$ -	\$ -	\$ -
			OR ALTERNATE: MUST BE EQUAL TO OR BETTER		46	\$ -	\$ -	\$ -	\$ -	\$ 284.05	\$ 13,066.30	\$ 421.84	\$ 19,404.64	\$ 236.75	\$ 10,890.50
					Proposed Mfg:					LAKESHORE		JONTI-CRAFT		CHILD CRAFT	
					Item #					JJ987		0543JCMG		204150	
GRAND TOTAL:						\$ -	\$ -	\$ 598,337.64	\$ 623,402.58	\$ 623,402.58	\$ 567,746.26	\$ 567,746.26	\$ 554,349.68		



BID TABULATION SHEET  
 ITB 2020-051  
 CLASSROOM FURNITURE  
 MARCH 4, 2020 2:00PM

Recommendation for Award

	BC Office Interiors	School Specialty	OfficeScapes
Insurance			Y
Immigrant Worker Regulation	<b>**NO BID**</b>	<b>**NO BID**</b>	Y
Signed Bid			Y

MFG	ITEM#	DESCRIPTION	COLOR	Qty	Unit Cost	Extended Cost	Unit Cost	Extended Cost	Unit Cost	Extended Cost
ArtcoBell	ASM14	Mov Stool	TBD	460	\$ -	\$ -	\$ -	\$ -	\$ 104.06	\$ 47,867.60
GRAND TOTAL:						\$ -		\$ -		\$ 47,867.60

## MEMORANDUM

DATE: March 11, 2020

TO: Board of Education

FROM: Dr. Don Haddad, Superintendent of Schools

SUBJECT: Approval of Contract Award for School Security Disbursement Grant Project  
Strategic Priority – District-Wide Safety and Security

RECOMMENDATION

That the Board of Education approve the execution of a formal agreement with Beacon Communications, LLC, for a maximum amount of \$160,000 and an initial contract award of \$143,110, for the District-Wide School Security Disbursement (SSD) Grant. Further, to authorize Brian Lamer, Assistant Superintendent of Operations, to sign contract documents and initiate scope changes up to the approved amounts in accordance with Board of Education policy.

BACKGROUND

This project will increase student safety by installing flashing lights to the PA systems at most District schools. The intent of the flashing lights is to get the attention of staff and students in high noise areas. The lights signal that there is an announcement under way.

Beacon Communications, LLC, was selected for this project through the sole source process.

Funding for the project is available from SSD Grant funds. This item is being brought forth to comply with Board policy FEG stating any items over \$100,000 must have Board approval.

## MEMORANDUM

DATE: March 11, 2020

TO: Board of Education

FROM: Dr. Don Haddad, Superintendent of Schools

SUBJECT: Approval of Change Order 3 to Construction Manager/General Contractor (CMGC) Contract for Longmont High School Addition & Renovation Project  
Strategic Priority – Portfolio of 21<sup>st</sup> Century Instructional Focus Schools and Robust Co-Curricular Opportunities

RECOMMENDATION

That the Board of Education approve Change Order 3 for \$552,808 to the Construction Manager/General Contractor (CMGC) contract with Fransen Pittman Construction Co., Inc., for the Longmont High School addition and renovation project for a new total contract value of \$10,159,612. Further, that the Board authorize Brian Lamer, Assistant Superintendent of Operations, to sign contract documents and initiate scope changes in accordance with Board of Education policy.

BACKGROUND

This Change Order includes the installation of post tension concrete tennis courts, as well as additional construction changes to the project.

Funding for the project was planned for in the 2016 Bond program. This item is being brought forth to comply with Board policy FEH stating any items over \$99,999 must have Board approval.

Original Agreement Amount (a)	\$ 9,151,978.00
Previous change orders (b)	\$ 454,826.00
Current change order (c)	\$ 552,808.00
Total changes (previous + current) (d)	\$ 1,007,634.00
New contract amount (e)	\$ 10,159,612.00

## MEMORANDUM

DATE: March 11, 2020

TO: Board of Education

FROM: Dr. Don Haddad, Superintendent of Schools

SUBJECT: Approval of Purchase of Chromebooks and Google Management Licenses  
Strategic Priority – Strong District Finances & Cutting-Edge Technology and  
Innovation

RECOMMENDATION

That the Board of Education approve the purchase of Chromebooks and Management Licenses for a net amount of \$197,501.92 from CDI Computers (US) Corp.

BACKGROUND

The Purchasing Department issued Bid No. 2020-045 on February 13, 2020. Ten responses were received on Thursday, February 27, 2020. Award is recommended to the low responsive and responsible bidder, CDI Computers (US) Corp. Due to the number of responses, the bid tabulation is attached for reference.

The purchase of 939 Chromebooks, per the bid tabulation, is to support a refresh of instructional and assessment technology in support of the Learning Technology Plan. An additional 370 units will be purchased due to the favorable bid price. This will allow schools and departments to purchase additional devices at a lower cost in the future.

The purchase of this equipment will be funded from the 2012 mill levy override technology revenues as well as the general fund. A total of 1,309 Chromebooks and Management licenses will be purchased to support these needs.



BID TABULATION SHEET

ITB 2020-045

CHROMEBOOKS AND GOOGLE MANAGEMENT LICENSES (SUMMER PROJECTS)

FEBRUARY 27, 2020 2:00PM

Recommended for Award															
				Axcelliant LLC		Computer Technology Link		Countertrade Products Inc		FireFly Computers		Maylor & Company Inc			
Insurance				Y		N		Y		Y		Y			
Immigrant Worker Regulation				Y		Y		Y		Y		Y			
Addendum #1				Y		N		Y		Y		N			
Signed Bid				Y		Y		Y		Y		Y			

Line	Qualified Products			Qty	Unit Cost		Extended Cost		Unit Cost		Extended Cost		Unit Cost		Extended Cost		Unit Cost		Extended Cost		Unit Cost		Extended Cost	
1	ASUS	Chromebook C204	C204EE-YS01-GR	939	\$	160.15	\$	150,380.85	\$	-	\$	-	\$	161.46	\$	151,610.94	\$	134.89	\$	126,661.71	\$	173.00	\$	162,447.00
	HP	Chromebook 11A G6 EE	6KJ19UT#ABA																					
	HP	Chromebook 11 G8 EE	8MQ33AV_MB																					
	Brand Offered:				HP CB 11A G6 EE				HP CB 11A G6 EE				HP CB 11A G6 EE				HP CB 11A G6 EE							
1A	OR EQUIVALENT			939	\$	-	\$	-	\$	184.00	\$	172,776.00	\$	160.59	\$	150,794.01	\$	-	\$	-	\$	-	\$	-
	MANUFACTURER:								CTL				HP											
	MODEL:												HP 11G7EE											
	SKU/PART NUMBER:												6QY22UT#ABA											
2	ACAD Google ChromeOS MGT LIC + Support, 3-Year			939	\$	24.25	\$	22,770.75	\$	-	\$	-	\$	24.00	\$	22,536.00	\$	30.40	\$	28,545.60	\$	26.00	\$	24,414.00
2A	ACAD Google ChromeOS MGT LIC + Support, 3-Year			939	\$	-	\$	-	\$	31.50	\$	-	\$	24.00	\$	22,536.00	\$	-	\$	-	\$	-	\$	-
TOTAL COST (1 & 2):							\$	173,151.60			\$	-			\$	174,146.94			\$	155,207.31			\$	186,861.00
TOTAL COST EQUIVALENT (1A & 2A):							\$	-			\$	172,776.00			\$	173,330.01			\$	-			\$	-
DELIVERY:					10 DAYS ARO				NO DATE INDICATED				5-7 DAYS ARO				10 BUSINESS DAYS				DELIVERY BY 3/26/20			

	Mobile Advance	Saitech Inc	Staples	CDI Computers (US) Corp	TwoTrees Technologies
Insurance	Y	Y	Y	Y	Y
Immigrant Worker Regulation	Y	Y	Y	Y	Y
Addendum #1	N	Y	Y	Y	N
Signed Bid	Y	Y	Y	Y	Y

Line	Qualified Products			Qty	Unit Cost	Extended Cost	Unit Cost	Extended Cost	Unit Cost	Extended Cost	Unit Cost	Extended Cost	Unit Cost	Extended Cost
1	ASUS	Chromebook C204	C204EE-YS01-GR											
	HP	Chromebook 11A G6 EE	6KJ19UT#ABA											
	HP	Chromebook 11 G8 EE	8MQ33AV_MB	939	\$ -	\$ -	\$ 156.95	\$ 147,376.05	\$ 149.43	\$ 140,314.77	\$ 121.00	\$ 113,619.00	\$ -	\$ -
	Brand Offered:						HP CB 11A G6 EE		HP CB 11A G6 EE		HP CB 11A G6 EE			
1A	OR EQUIVALENT			939	\$ 183.99	\$ 172,766.61	\$ -	\$ -	\$ -	\$ -	\$ -	\$ -	\$ 166.00	\$ 155,874.00
	MANUFACTURER:				HP								HP	
	MODEL:				HP 11G7EE								HP 11G7EE	
	SKU/PART NUMBER:				6QY22UT#ABA								6QY22UT#ABA	
2	ACAD Google ChromeOS MGT LIC + Support, 3-Year			939	\$ -	\$ -	\$ 29.50	\$ 27,700.50	\$ 31.38	\$ 29,465.82	\$ 29.88	\$ 28,057.32	\$ -	\$ -
2A	ACAD Google ChromeOS MGT LIC + Support, 3-Year			939	\$ 24.00	\$ 22,536.00	\$ -	\$ -	\$ -	\$ -	\$ -	\$ -	\$ 24.00	\$ 22,536.00
TOTAL COST (1 & 2):						\$ -		\$ 175,076.55		\$ 169,780.59		\$ 141,676.32		\$ -
TOTAL COST EQUIVALENT (1A & 2A):						\$ 195,302.61		\$ -		\$ -		\$ -		\$ 178,410.00
DELIVERY:					NO DATE INDICATED		DELIVERY BY 5/1/2020		3-5 DAYS		14-30 DAYS ARO		14 DAYS ARO	

## MEMORANDUM

DATE: March 11, 2020

TO: Board of Education

FROM: Dr. Don Haddad, Superintendent of Schools

SUBJECT: Approval of Purchase of Epson Projectors and Wall Mounts  
Strategic Priority – Strong District Finances & Cutting-Edge Technology and Innovation

RECOMMENDATION

That the Board of Education approve the purchase of Epson projectors and wall mounts in the amount of \$136,121 from Countertrade Products, Inc.

BACKGROUND

The Purchasing Department issued Bid No. 2020-044 on February 12, 2020. Ten responses were received on Wednesday, February 26, 2020. Award is recommended to the low responsive and responsible bidder, Countertrade Products, Inc. Due to the number of responses, the bid tabulation is attached for reference.

Epson projectors are a part of the standard presentation system throughout the District. 210 projectors and 41 mounts will be purchased to replace aging projectors in existing schools and to provide projectors for the new construction of Mead Elementary.

The purchase of this equipment will be funded from the voter-approved 2016 bond proceeds and the 2012 mill levy override technology revenues.





BID TABULATION SHEET  
ITB 2020-044  
EPSON PROJECTORS (SUMMER PROJECTS)  
FEBRUARY 26, 2020 2:00PM

**Recommended for Award**

	Adorama Camera	AVES Audio Visual Systems Inc	B&H Photo	CCS Presentation Systems	Coutertrade Products, Inc
Signed Bid	Y	Y	Y	Y	Y
Insurance	Y	Y	Y	Y	Y
Immigrant Worker Regulation	Y	Y	Y	Y	Y
Delivery ARO	10-14-Days	10-Days	10-Days	10-Days	5-7-Days

Line	Description	Manuf.	Model Number	Qty	Unit Cost	Extended Cost	Unit Cost	Extended Cost	Unit Cost	Extended Cost	Unit Cost	Extended Cost	Unit Cost	Extended Cost
1	PowerLite 109W	Epson	V11H861020	158	\$ 691.20	\$ 109,209.60	\$ 679.00	\$ 107,282.00	\$ 641.00	\$ 101,278.00	\$ 549.00	\$ 86,742.00	\$ 551.00	\$ 87,058.00
2	PowerLite 525W	Epson	V11H672020	11	\$ 873.20	\$ 9,605.20	\$ 860.00	\$ 9,460.00	\$ 813.00	\$ 8,943.00	\$ 689.00	\$ 7,579.00	\$ 692.00	\$ 7,612.00
3	PowerLite 685W	Epson	V11H744520	41	\$ 1,212.16	\$ 49,698.56	\$ 1,196.00	\$ 49,036.00	\$ 1,130.00	\$ 46,330.00	\$ 937.00	\$ 38,417.00	\$ 926.00	\$ 37,966.00
4	Mount for 685W	Epson	ELPMB46	41	\$ 96.40	\$ 3,952.40	\$ 92.00	\$ 3,772.00	\$ 89.00	\$ 3,649.00	\$ 85.00	\$ 3,485.00	\$ 85.00	\$ 3,485.00
<b>TOTAL:</b>					\$	172,465.76	\$	169,550.00	\$	160,200.00	\$	136,223.00	\$	136,121.00

	Hypertec Direct	School Specialty	Visions of Video	VLCM	Audio Visual Innovations, Inc
Signed Bid	Y	No-Bid	Y	Y	Y
Insurance	Y		Y	Y	Y
Immigrant Worker Regulation	Y		Y	Y	Y
Delivery ARO	30-Days		30-Days	14-Days	10-14-Days

Line	Description	Manuf.	Model Number	Qty	Unit Cost	Extended Cost	Unit Cost	Extended Cost	Unit Cost	Extended Cost	Unit Cost	Extended Cost	Unit Cost	Extended Cost
1	PowerLite 109W	Epson	V11H861020	158	\$ 625.00	\$ 98,750.00	\$ -	\$ -	\$ 711.96	\$ 112,489.68	\$ 592.47	\$ 93,610.26	\$ 567.37	\$ 89,644.46
2	PowerLite 525W	Epson	V11H672020	11	\$ 800.00	\$ 8,800.00	\$ -	\$ -	\$ 931.26	\$ 10,243.86	\$ 744.09	\$ 8,184.99	\$ 712.37	\$ 7,836.07
3	PowerLite 685W	Epson	V11H744520	41	\$ 1,100.00	\$ 45,100.00	\$ -	\$ -	\$ 1,262.76	\$ 51,773.16	\$ 995.70	\$ 40,823.70	\$ 974.74	\$ 39,964.34
4	Mount for 685W	Epson	ELPMB46	41	\$ 89.42	\$ 3,666.22	\$ -	\$ -	\$ 91.80	\$ 3,763.80	\$ 91.40	\$ 3,747.40	\$ 89.47	\$ 3,668.27
<b>TOTAL:</b>					\$	156,316.22	\$	-	\$	178,270.50	\$	146,366.35	\$	141,113.14

## MEMORANDUM

DATE: March 11, 2020

TO: Board of Education

FROM: Dr. Don Haddad, Superintendent of Schools

SUBJECT: Approval of Sale of Surplus Technology Products  
Strategic Priority – Strong District Finances & Cutting-Edge Technology and Innovation

RECOMMENDATION

That the Board of Education approve the sale of surplus technology products to Cal State/ Secure Recycling, Diamond Assets, and Sycamore International for a net sale amount of \$980,716.50.

BACKGROUND

The Purchasing Department issued Request for Proposal #2020-030 on January 28, 2020 to five vendors who are pre-qualified by the District for the purchase of surplus technology products (RFQ #2018-065). Four responses were received on Thursday, February 20, 2020. Award is recommended to the three highest responsive and responsible bidders by each group of products to be sold. The proposal tabulation is attached for reference.



PROPOSAL TABULATION  
RFP #2020-030  
TECHNOLOGY PURCHASE-IPAD MINI, MACBOOK AIR AND MAC MINI PRODUCTS  
February 20, 2020

Recommendation for Award						
Signed Proposal			Cal State/Secure Recycling	CDR Global, inc	Diamond Assets	Sycamore International, Inc.
			Y	Y	Y	Y
Group	Qty	Description	Total Price Offered	Total Price Offered	Total Price Offered	Total Price Offered
1	2157	iPad Mini	\$ 238,584.00	\$ 90,123.13	\$ 187,671.00	\$ 170,183.95
2	1926	MacBook Air	\$ 428,766.00	\$ 600,126.00	\$ 606,332.75	\$ 551,294.45
3	865	Mac Mini	\$ 76,565.00	\$ 75,000.69	\$ 56,225.00	\$ 135,799.75
Total Awarded Amount by Vendor			\$ 238,584.00	\$ -	\$ 606,332.75	\$ 135,799.75
Total Amount of Sale			\$ 980,716.50			

## MEMORANDUM

DATE: March 11, 2020

TO: Board of Education

FROM: Dr. Don Haddad, Superintendent of Schools

SUBJECT: Approval of Statement of Understanding to Leasing and Services Agreement for Wide Area Network (10G) and Support Strategic Priorities – Cutting-Edge Technology and Innovation

RECOMMENDATION

That the Board of Education approve a Statement of Understanding (SOU) to the Leasing and Services Agreement with Unite Private Networks for a one-time payment amount of \$108,969.31 for construction and \$1,583.33 monthly lease increase. Further, that the Board authorize Greg Fieth, Chief Financial Officer, to sign all necessary contract documents up to the referenced amounts in accordance with Board of Education Policy.

BACKGROUND

The District's current ten-year fiber optic lease with Unite Private Networks provides critical bandwidth for all data, video, and voice needs at all District sites not serviced by the City of Longmont's NextLight service. This SOU will approve funds for the construction and ongoing support needed to connect Elementary School #28 to the existing network.

Funding for the construction portion is available from Mill Levy Funding dedicated for technology. The monthly lease increase will be funded from the General Fund.

## MEMORANDUM

DATE: March 11, 2020

TO: Board of Education

FROM: Dr. Don Haddad, Superintendent of Schools

SUBJECT: Approval of Purchase of Lenovo Computer Products  
Strategic Priority – Strong District Finances & Cutting-Edge Technology  
and Innovation

RECOMMENDATION

That the Board of Education approve the purchase of Lenovo technology products as described below from Twotrees, Inc., for a total price of \$216,685.

BACKGROUND

This technology purchase is for 155 LM720q Tiny Desktop Computers, 60 300e Laptops, and 62 ThinkStations. This technology purchase supports the Learning Technology Plan (LTP) requirements.

The District obtained discounted pricing directly from Twotrees and through a State of Colorado NASPO Agreement No.2016-0000-0000-0112/MNWNC-117. The total discount for this purchase is \$232,943.

The purchase of this equipment will be funded from the 2012 mill levy override technology revenues.

## MEMORANDUM

DATE: March 11, 2020

TO: Board of Education

FROM: Dr. Don Haddad, Superintendent of Schools

SUBJECT: Approval of Purchase of Apple Technology Products  
Strategic Priority – Strong District Finances & Cutting-Edge Technology  
and Innovation

RECOMMENDATION

That the Board of Education approve the purchase of Apple technology products as described below from Apple Computer, Inc., for a total price of \$273,192.

BACKGROUND

This technology purchase is for 235 Mac mini computers, 15 MacBook Pro laptops, and six days of Apple Professional Learning. This purchase provides a refresh of eleven school computer labs as part of the Learning Technology Plan (LTP) initiative.

The District obtains discounted pricing directly from Apple Computer, Inc., through their Apple Education Pricing List. The total discount for this purchase is \$13,568.

The funding for this technology is from Mill Levy dollars dedicated to technology.

## MEMORANDUM

DATE: March 11, 2020

TO: Board of Education

FROM: Dr. Don Haddad, Superintendent of Schools

SUBJECT: First Reading, Adoption, Board Policies IHBK – Preparation for Postsecondary and Workforce Success; IHBK-R – Preparation for Postsecondary and Workforce Success (Implementation Plan for Student Individual Career and Academic Plans); ILBC – Early Literacy and Reading Comprehension (Colorado READ Act); and ILBC-R – Early Literacy and Reading Comprehension (Procedures to Implement the Colorado READ Act)  
Strategic Priority – Rigorous Well-Aligned Standards, Curriculum, Instruction and Assessment

RECOMMENDATION

For the Board of Education to adopt revisions to Board Policies IHBK – Preparation for Postsecondary and Workforce Success; IHBK-R – Preparation for Postsecondary and Workforce Success (Implementation Plan for Student Individual Career and Academic Plans); ILBC – Early Literacy and Reading Comprehension (Colorado READ Act); and ILBC-R – Early Literacy and Reading Comprehension (Procedures to Implement the Colorado READ Act).

BACKGROUND

These Board policies have revisions to reflect changes in law and recommendations made by the Colorado Association of School Boards, administration, and District legal counsel.

Board Policy BG – School Board Policy Process states, “Policy revision shall be accomplished in the same manner as policy adoption, except that revisions mandated by changes in law shall not require a second reading and may be adopted upon majority vote of the Board.”

## Preparation for Postsecondary and Workforce Success

To encourage all students to reach their learning potential, it is important to support students in planning for postsecondary and workforce opportunities throughout their education. To promote students' postsecondary and workforce success, the following opportunities and information will be provided:

-An Individual Career and Academic Plan (ICAP) is a multi-year plan that guides students and parents/guardians in the exploration of career, academic and postsecondary pathways. Beginning at the elementary and middle school levels, students will explore and participate in the ICAP process in preparation for high school.

-Sixth Grade: Each student who enrolls in sixth grade will ~~be encouraged to register with the state-provided, free online college planning and preparation resource, commonly referred to as "College in Colorado."~~ engage in conversations to explore the concept of career and why career planning is important. Counselors and teachers will facilitate various classroom guidance lessons to help students understand how careers influence our community

-Seventh Grade: Students will explore the Colorado Career Cluster model, develop an understanding of various careers within clusters and identify clusters that fit their interests and talents. Students will build the connection between school and career by exploring careers and education requirements necessary to pursue specific careers.

-Eighth Grade: The district ~~Colorado Commission on Higher Education (CCHE)~~ will provide information to the parents/guardians of eighth grade students about the admission requirements for institutions of higher education in Colorado. In addition, the district will make information available to these same parents/guardians about the courses the district offers that meet the CCHE Colorado Commission on Higher Education admission requirements. This information will be made available to parents/guardians prior to the student's enrollment in his or her ninth grade courses.

~~-Ninth Grade: Students will~~ -High school: Students will continue to develop and maintain an ICAP throughout high school. A student's ICAP will assist the student and the student's parents/guardians with planning for career and postsecondary success. The following quality indicators will assist students in exploring successful completion of their ICAP:

- ~~-Self-Awareness~~
- ~~-Career Awareness~~
- ~~-Postsecondary Aspirations and Options~~
- ~~-Environmental Expectations~~
- ~~-Academic Planning~~



- ~~-Employability Skills~~
- ~~-Financial Literacy~~
- Exploring postsecondary career and educational opportunities
- Aligning coursework and curriculum
- Setting performance expectations
- Applying to postsecondary education institutions
- Demonstrating postsecondary and workforce readiness skills
- Securing financial aid; and,
- Ultimately entering the workforce successfully

For students who are receiving special education support and services, collaboration will occur between the IEP team and the school to determine if a student will have an ICAP and an IEP Transition Plan or only an IEP Transition Plan to meet graduation requirements.

The district's plan for the development and implementation of student ICAPs shall be in accordance with state statute and this policy's accompanying regulation.

Current practice codified 1983

Adopted: February 8, 1984

Revised: March 8, 2006

Revised: October 28, 2015

Revised: June 8, 2016

LEGAL REFS.: C.R.S. 22-32-109 (1)(ff) (notice of courses that satisfy higher education admission guidelines)  
C.R.S. 22-32-109 (1)(oo) (board duty to adopt policy requiring individual career and academic planning for students no later than the beginning of ninth grade)  
C.R.S. 22-32-109.5 (4) (district may administer "[basic skills/developmental education](#)" placement or assessment tests to determine postsecondary and workforce readiness; if such test is administered, score shall be included on student's ICAP)  
1 CCR 301-81 (rules governing standards for individual career and academic plans)

CROSS REFS.: IHCD, Concurrent Enrollment  
IKF, Graduation Requirements

## **Preparation for Postsecondary and Workforce Success (Implementation Plan for Student Individual Career and Academic Plans)**

In accordance with state law and the timeline prescribed by applicable State Board of Education rules, the district shall create a plan for the development and implementation of student Individual Career and Academic Plans (ICAP).

The district's ICAP implementation plan will include recommendations from school counselors, school administrators, school personnel and/or approved postsecondary service providers.

The district's ICAP plan will address:

- All students, beginning in the 9<sup>th</sup> 6<sup>th</sup> grade, will have access to and receive assistance with the development of an ICAP.
- The role and responsibilities of the student, parents/guardians and the district in creating and maintaining an ICAP.
- The quality indicators that will assist students in managing successful completion of their ICAP.
- The activities that will be addressed at each grade level of a student's ICAP.
- The storage of students' ICAPs.
- If possible, the professional development available to appropriate district staff regarding ICAPs and the role of the staff in implementing the district's ICAP plan.
- Evaluation of the district's ICAP implementation.

Adopted: June 8, 2016

St. Vrain Valley School District RE-1J, Longmont, Colorado

## **Early Literacy and Reading Comprehension** (Colorado READ Act)

The Board believes reading is the skill most closely associated with success in school. In accordance with this belief and state law, the district shall provide students enrolled in kindergarten, first, second and third grades with instructional programming and interventions to enable these students, to the greatest extent possible, to achieve reading competency and attain the skills necessary to achieve the Board's and state's academic achievement goals.

The instructional programming and interventions shall be evidence-based and scientifically-based, and shall focus on reading competency in the areas of phonemic awareness, phonics, vocabulary development, reading fluency including oral skills, and reading comprehension.

### **Assessments and READ plans**

In accordance with the Colorado Reading to Ensure Academic Development Act (READ Act) and applicable State Board of Education rules, the district shall assess the reading readiness level of every kindergarten student and the literacy and reading comprehension level of every first, second and third grade student. If the assessment of the student indicates the student has a significant reading deficiency, a READ plan shall be developed for the student in accordance with this policy's accompanying regulation.

### **Student retention due to student's significant reading deficiency**

The decision to retain a student due to the student's significant reading deficiency shall be made by the building principal, in accordance with applicable law and in consultation with the student's parent/guardian, the student's teacher and other appropriate school personnel.

The meeting to discuss the possible retention of a student with a significant reading deficiency and the notice required by the READ Act are addressed in this policy's accompanying regulation.

Beginning in the 2016-17 school year, if a decision is made to promote a student to fourth grade even though the student continues to be identified as a student with a significant reading deficiency, the superintendent or superintendent's designee shall make the final decision regarding whether the student is promoted or retained.

### **Reporting**

The district shall annually report to the Colorado Department of Education (CDE) the state-assigned student identifier for each student enrolled in the district who has a READ plan. Other information required by the READ Act and applicable State Board of Education rules shall also be reported to CDE.

The district shall also use the reported student data to develop and implement district and school improvement plans in accordance with the Education Accountability Act of 2009 and applicable State Board of Education rules.

Adopted: April 25, 2007  
Revised: October 28, 2015

- LEGAL REFS.: C.R.S. 22-7-1201 *et seq.* (Colorado Reading to Ensure Academic Development (READ) Act)  
C.R.S. 22-11-101 *et seq.* (Education Accountability Act of 2009)  
1 CCR 301-1, Rules 2202-R-1.00 *et seq.* (State Board of Education rules for the Administration of the Accreditation of School Districts)  
1 CCR 301-92, Rules 2202-R-1.00 *et seq.* (State Board of Education rules for the Administration of the Colorado Reading to Ensure Academic Development (READ) Act)
- CROSS REFS.: AE, Accountability/Commitment to Accomplishment  
AED\*, Accreditation  
IK, Academic Achievement  
IKE, Ensuring All Students Meet Standards

St. Vrain Valley School District RE-1J, Longmont, Colorado

## **Early Literacy and Reading Comprehension**

### **(Procedures to Implement the Colorado READ Act)**

The district shall comply with the Colorado Reading to Ensure Academic Development Act (READ Act) and applicable State Board of Education rules in implementing this regulation. This regulation addresses the procedures the district shall follow in creating a student's READ plan, communicating with the student's parent/guardian concerning the creation, contents and implementation of the student's READ plan, and determining whether a student with a significant reading deficiency will advance to the next grade level.

#### **A. Development of a READ plan**

A READ plan shall be developed for a student in kindergarten, first, second or third grade who is identified with a significant reading deficiency in accordance with the READ Act and applicable State Board of Education rules.

If the student is in kindergarten, the READ plan shall be a component of the kindergartner's individualized readiness plan. The district may include components of a student's individualized readiness plan that apply to teaching literacy as part of a student's READ plan after the student completes kindergarten, so long as the district assesses the student in first, second, and third grades in accordance with Board policy, the READ Act, and applicable State Board of Education rules, and the student's READ plan is consistent with applicable law.

Alternatively, and in lieu of a READ plan, the district may address the student's identified significant reading deficiency in the student's Individualized Education Program (IEP), in accordance with applicable law.

#### **Components of the READ plan**

At a minimum, the student's READ plan shall include:

1. the student's specific, identified reading skill deficiencies to be remediated for the student to attain reading competency;
2. the goals and benchmarks for the student's growth in attaining reading competency;
3. the instructional programming and interventions ~~that will be provided~~ the student will receive in reading; at a minimum, the student must receive educational services in a daily literacy block;
4. the manner in which the student's progress will be monitored and evaluated;
5. the strategies the student's parent/guardian is encouraged to use in assisting the student;
6. any additional services the student's teacher deems available and appropriate to accelerate the student's reading skills development.

#### **Communication with the student's parent/guardian**

The student's teacher and other school personnel shall meet with the student's parent/guardian, if possible, to create the student's READ plan. At this meeting, the student's teacher shall discuss the following with the student's parent/guardian:

1. The state's goal for all children in Colorado is to graduate from high school having attained skill levels that adequately prepare them for postsecondary studies or the workforce.
2. Research indicates achieving reading competency by the end of third grade is a critical milestone in achieving this goal.
3. If the student enters fourth grade without achieving reading competency, the student is significantly more likely to fall behind in all subject areas beginning in fourth grade and continuing in later grades.
4. If the student's reading skill deficiencies are not remediated, it is likely the student will not have the skills necessary to complete the coursework required to graduate from high school.
5. The nature of the student's significant reading ~~skill~~ deficiency, including an explanation of what the significant deficiency is and the basis upon which the teacher identified the deficiency.
6. Under state law, the student qualifies for and the district is required to provide targeted, scientifically--based or evidence-based interventions to remediate the student's specific, identified reading skill deficiencies, and the student's READ plan shall include these interventions.
7. The student's parent/guardian plays a central role in supporting the student's efforts to achieve reading competency and is strongly encouraged to work with the student's teacher in implementing the student's READ plan.
8. The student's READ plan includes strategies the parent/guardian is encouraged to use at home and is encouraged to supplement the intervention the student receives in school.
9. There are serious implications to a student entering fourth grade with a significant reading deficiency. If the student continues to have a significant reading deficiency at the end of the school year, state law requires the parent/guardian, student's teacher and other school personnel to meet and consider retention as an intervention strategy.

At the conclusion of the meeting or as soon as possible thereafter, ~~the student's teacherschool personnel~~ shall provide the student's parent/guardian with a written explanation of the information discussed in items 1-9 above, ~~along with~~and a copy of the student's READ plan.

If the student's parent/guardian is unable to attend the meeting, the student's teacher shall provide the student's parent/guardian with a copy of the student's READ plan, a written explanation of items 1-9 above, and a written explanation of the scientifically based or evidence-based reading instructional programming and other reading-related services the student will receive under the plan as well as the strategies the parent/guardian is encouraged to apply to assist the student.

### **Review and implementation of a READ plan**

School personnel shall provide updates to the parent/guardian of a student with a READ plan, which may occur through existing methods of communication, concerning the results of the intervention instruction described in the plan and the student's progress toward achieving reading competency. School personnel are encouraged to communicate with the student's parent/guardian about the parent's/guardian's progress implementing the home reading strategies in the student's READ plan.

The district shall ensure that a student's READ plan is reviewed, revised, and implemented until the student attains reading competency, regardless of the student's grade level and regardless of whether the student was enrolled in the district when the

READ plan was originally developed or transferred enrollment to the district after the READ plan was developed.

## **B. Student promotion or retention**

Within 45 days before the end of any school year, school personnel shall provide a written notification to the student's parent/guardian if a student in kindergarten, first, second or third grade continues to be identified as a student with a significant reading deficiency.

At a minimum, the written notification to the student's parent/guardian shall state:

1. There are serious implications to a student entering fourth grade with a significant reading deficiency and, therefore, state law requires the student's parent/guardian, student's teacher and other school personnel to meet and consider retention as an intervention strategy and determine whether the student, despite having a significant reading deficiency, is able to maintain adequate academic progress at the next grade level.
2. School personnel will work with the student's parent/guardian to schedule a date, time and place for the meeting.

The written notification shall not be required if:

1. the student is a student with a disability who is eligible to take the alternative statewide assessment or whose disability substantially impacts the student's progress in developing reading skills, resulting in the student's significant reading deficiency;
2. the student is identified as an English language learner, and the student's significant reading deficiency is due primarily to the student's language skills; or
3. the student is completing the second school year at the same grade level.

## **Meeting to discuss possible retention**

At the meeting to discuss the student's possible retention due to the student's significant reading deficiency, school personnel shall discuss the following with the student's parent/guardian:

1. There are serious implications to a student entering fourth grade with a significant reading deficiency and, therefore, state law requires the student's parent/guardian, student's teacher and other school personnel to meet and consider retention as an intervention strategy and determine whether the student, despite having a significant reading deficiency, is able to maintain adequate academic progress at the next grade level.
2. The importance of achieving reading competency by third grade because students who do so are more likely to graduate from high school and attain a postsecondary credential.
3. The student's body of evidence and the likelihood that the student, despite having a significant reading deficiency, will be able to maintain adequate academic progress at the next grade level.
4. The increased level of intervention instruction the student will receive in the next school year regardless of whether the student advances to the next grade level.

5. The potential effects on the student if he or she does not advance to the next grade level.

If the parent/guardian does not attend the meeting, the decision to promote or retain the student due to the student's significant reading deficiency shall be made in accordance with Board policy.

At the conclusion of the meeting or as soon as possible after the decision is made to promote or retain the student, school personnel shall provide the student's parent/guardian with a written statement regarding the decision and the basis for the decision.

Adopted: October 28, 2015

St. Vrain Valley School District RE-1J, Longmont, Colorado



## MEMORANDUM

DATE: March 11, 2020

TO: Board of Education

FROM: Dr. Don Haddad, Superintendent of Schools

SUBJECT: Approval of Request to Grant an Exception to Board Policy GBEA – Staff Ethics/Conflict of Interest — Erin Brueggeman  
Strategic Priority – Student and Staff Well-Being

RECOMMENDATION

That the Board of Education allow an exception to the current Board Policy GBEA—Staff Ethics/Conflict of Interest. This exception would enable Erin Brueggeman to provide catering, sponsor lunches, and host fundraisers for students throughout the St. Vrain Valley School District.

BACKGROUND

Board Policy GBEA—Staff Ethics/Conflict of Interest, states, "No school district employee or firm owned by a school district employee shall be allowed to sell to the school district or its schools or staff goods or services of any kind without the express prior written consent of the Board of Education."

Erin Brueggeman is the Dean of Students for Erie Middle School. She is also part franchise owner of Teriyaki Madness. Because Ms. Brueggeman is a District employee, she is requesting a waiver from Board Policy GBEA, so that she can provide her services to the St. Vrain Valley School District.

The administration recommends approval of this exception, with services for the 2019-2020 school year not to exceed \$5,000. If her services should exceed \$5,000, her exception will be brought back to the Board of Education for additional approval.

## MEMORANDUM

DATE: March 11, 2020

TO: Board of Education

FROM: Dr. Don Haddad, Superintendent of Schools

SUBJECT: Approval of Contracts for Teachers/Non-Renewal Notices for the 2020-2021 Academic Year

RECOMMENDATION

That the Board of Education approve teacher contracts for all probationary and non-probationary teachers currently employed by the St. Vrain Valley Schools with the exception of those listed below.

Probationary teachers not recommended for contracts for the 2020-2021 school year:

<b>Name</b>	<b>Primary Job title</b>	<b>Primary Worksite</b>
Andersen, Brett	Math Teacher	Frederick HS
Ansong, Asa	ESL Teacher	Sunset MS
Benson, Mackenzie	1st Grade Teacher	Thunder Valley K-8
Bott, Stephen	Vocal Music Teacher	Skyline HS
Bouck, Christine	4th Grade Teacher	Soaring Heights PK-8
Bowman, Madelyn	Counselor	Westview MS
Caliento, Thomas	Language Arts Teacher	Silver Creek HS
Carr, Anna	5th Grade Teacher	Black Rock ES
Day, Justin	Language Arts Teacher	Timberline PK-8
Decker, Lilly	Kindergarten Teacher	Centennial ES
Delfosse, Alissa	Language Arts Teacher	Altona MS
Faller, Edward	ESL/Foreign Language Teacher	Frederick HS
Ferguson, Emily	Dramatic Arts/Language Arts Teacher	Frederick HS
Garcia, Jorge	Foreign Language Teacher	Timberline PK-8
Gerber, Tracy	Multi Grades Teacher	Student Assistance Services
Gunderson, Elizabeth	Kindergarten Teacher	Soaring Heights PK-8
Jelly, Ashley	Physical Education Teacher	Altona MS

Jones, Margarete	Special Education Teacher	Thunder Valley K-8
Keene, Shauna	Vocal Music Teacher	Altona MS
Kiefer, Jenelle	5th Grade Teacher	Lyons ES
Krueger, Emily	Special Education Teacher	Longmont HS
Little, Brandon	Special Education Teacher	Main Street School
Mavrotheris, Alisa	Math Teacher	Mead HS
Metcalf, Amanda	Language Arts Teacher	Timberline PK-8
Morris, Holly	Instrumental Music Teacher	Longs Peak MS
Mumm, Traci	Language Arts Teacher	Erie HS
Nedd, Nicholas	Science Teacher	Coal Ridge MS
O'Dell, Robin	Special Education Teacher	Main Street School
Pacheck, Justin	Counselor	Timberline PK-8
Roberts, Kelcey	Math Teacher	Sunset MS
Robinette, Randie	Science Teacher	Erie MS
San Miguel, Lori	Special Education Teacher	Burlington ES
Schafer, Jessica	4th Grade Teacher	Hygiene ES
Schuett, Timothy	Focus/STEM Teacher	Longmont HS
Shearer, Jennifer	Foreign Language Teacher	Lyons M/S
Starks, Nina	4th Grade Teacher	Soaring Heights PK-8
Thorpe, Rebecca	Math Teacher	Coal Ridge MS
Wallace, Tereasa	Registered Nurse	Student Assistance Services
Watkins, Haley	Physical Education Teacher	Frederick HS
Whyte, Sean	Focus/STEM Teacher	Timberline PK-8

## MEMORANDUM

DATE: March 11, 2020

TO: Board of Education

FROM: Dr. Don Haddad, Superintendent of Schools

SUBJECT: First Reading, Discussion, Board Policy JLCD – Administering Medications to Students  
Strategic Priority – Student and Staff Well-Being

RECOMMENDATION

That the Board of Education discuss Board Policy JLCD – Administering Medications to Students.

BACKGROUND

Changes to this policy were recommended by legal counsel because the federal definition of medical marijuana has changed and so that the policy now also addresses the new non-FDA approved language. These changes are not required by law but are strong recommendations from legal counsel.

Dr. Diane Lauer, Assistant Superintendent for Priority Programs and Academic Support, will be available for questions.

## Administering Medications to Students

School personnel shall not administer prescription or nonprescription medications to students unless appropriate administration cannot reasonably be accomplished outside of school hours.

Medication, other than medical marijuana, may be administered to students by school personnel whom a district school nurse has trained and delegated the task of administering such medication. For purposes of this policy, the term “medication” includes both prescription medication and nonprescription medication, but does not include medical marijuana. The administration of medical marijuana shall be in accordance with the Board’s policy on administration of medical marijuana to qualified students.

The term “nonprescription medication” includes but is not limited to over-the-counter medications, homeopathic and herbal medications, vitamins and nutritional supplements. Medication, other than medical marijuana, may be administered to students only when the following requirements are met:

1. Medication shall be in the original properly labeled container. If it is a prescription medication, the student’s name, name of the medication, dosage, how often it is to be administered, and name of the prescribing health care practitioner shall be printed on the container.
2. The school shall have received written permission from the student’s parent/guardian to administer the medication to the student and either:
  - a. written permission to administer the medication from the student’s health care practitioner with prescriptive authority under Colorado law; or
  - b. a standing medical order, if the medication is an over-the-counter medication such as Advil or Tylenol.
3. The parent/guardian shall be responsible for providing all medication to be administered to the student.
- 3.4. The nonprescription medication is a product that has been approved by the federal Food and Drug Administration (FDA).

### Self-administration of medication for asthma, allergies or anaphylaxis

A student with asthma, a food allergy, other severe allergies, diabetes, or related, life-threatening conditions may possess and self-administer medication, other than medical marijuana, to treat such conditions. Self-administration of such medication may occur during school hours, at school-sponsored activities, or while in transit to and from school or a school-sponsored activity. Student possession and self-administration of such medication shall be in accordance with the regulation that accompanies this policy.

Authorization for a student to possess and self-administer medication to treat the student’s asthma, food or other severe allergies, anaphylaxis, diabetes or other related, life-threatening condition may be limited or revoked by the school principal after consultation with a district school nurse, the school health clerk and the student’s parent/guardian if the student demonstrates an inability to responsibly possess and self-administer such medication.

Sharing, borrowing or distribution of medication is prohibited. The student's authorization to self-administer medication may be revoked by the school principal after consultation with a district school nurse, the school health clerk and the student's parent/guardian and the student may be subject to disciplinary consequences, including suspension and/or expulsion, for violation of this policy.

### **Medical marijuana**

The Board recognizes the Colorado General Assembly passed HB 16-1373 mandating school districts allow the administration of medical marijuana to students on school grounds under certain circumstances, so long as the school districts do not lose or will not have its federal funds reasonably jeopardized. The Board further recognizes that such state law, whether or not school districts have a corresponding policy, is contrary to federal law, which continues to categorize all forms of marijuana as a Schedule I controlled substance.

The Board strives to honor families' private medical decisions while maintaining a learning environment free of disruption and upholding its commitments to be a drug and alcohol-free environment. To accomplish these goals, the district permits the administration of medical marijuana to qualified students in accordance with state law during school hours if the administration cannot reasonably be accomplished outside of school hours, so long as the district will not lose federal funding as set forth below.

#### **Definitions:**

"Designated location" means a location identified in writing by the school district and may only include a location on the grounds of the school in which the student is enrolled, upon a school bus in Colorado, or at a school-sponsored event in Colorado;

"Medical marijuana" means a cannabis product with a delta-9 tetrahydrocannabinol (THC) concentration greater than 0.3 percent.

"Permissible form of medical marijuana" means nonsmokeable products such as oils, tinctures, edible products or lotions that can be administered and fully ingested or absorbed in a short period of time;

"Primary caregiver" means the qualified student's parent, legal guardian or licensed medical professional; and

"Qualified student" means a student who holds a valid registration from the state of Colorado (license issued by the Colorado Department of Public Health and Environment) for the use of medical marijuana and for whom the administration of medical marijuana cannot reasonably be accomplished outside of school hours.

### **Permissible administration of medical marijuana to a qualified student**

Any primary caregiver seeking access to school or district property, a school bus or school-sponsored event for purposes of this policy must comply with the district's policy and/or procedures concerning visitors to schools and all other applicable policies.

The primary caregiver shall be responsible for providing the permissible form of medical marijuana to be administered to the qualified student and only administer the medical marijuana in accordance with this policy and the approved Written Plan (Board Exhibit

JLCD-E). After administering the permissible form of medical marijuana to the qualified student, the student's primary caregiver shall remove any remaining medical marijuana from the grounds of the school, district, school bus or school-sponsored event. A qualified student's primary caregiver may administer a permissible form of medical marijuana to a qualified student in a designated location only if all of the following parameters have been met:

1. The qualified student's parent/guardian provided the school with a copy of the student's valid, current registration from the state of Colorado authorizing the student to receive medical marijuana.
2. The primary caregiver creates a Written Plan (Board Exhibit JLCD-E), which receives approval by the district in its sole discretion that identifies the form, designated location(s), and any protocols regarding administration of a permissible form of medical marijuana to the qualified student.
3. Forms of medical marijuana not included in the definition of permissible form of medical marijuana may be proposed by the qualified student's primary parent/guardian to the superintendent, or his/her designee, who may authorize such a request after consultation with appropriate personnel chosen by the district. Patches and other forms of administration that continue to deliver medical marijuana to a qualified student while at school may only be appropriate for students who receive ongoing adult assistance, or on a case-by-case basis, as determined by the district, when adequate protections against misuse may be made.
4. The district director of student services, or his/her designee, shall maintain a copy of each Written Plan (Board Exhibit JLCD-E).
5. The primary caregiver shall not administer the permissible form of medical marijuana in a manner that creates disruption to the educational environment or causes exposure to other students.

### **Additional parameters**

School district personnel shall not administer, give advice related to, or possess medical marijuana in any form; nor shall they be responsible for verifying information related to the medical marijuana such as potency, dosage, and how often it should be administered.

This policy conveys no right to any student or to the student's parents/guardians or other primary caregiver to demand access to any general or particular location on school or district property, a school bus or at a school-sponsored event to administer medical marijuana.

This policy shall not apply to school grounds, school buses, or school-sponsored events located on federal property or any other location that prohibits marijuana on its property.

Qualified students shall not possess or self-administer medical marijuana.

Permission to administer medical marijuana to a qualified student on school grounds, school buses, or school-sponsored events may be limited or revoked if the qualified student and/or the student's primary caregiver violates this policy or demonstrates an inability to responsibly follow the parameters as outlined in this policy, the student is no longer an eligible student, or the district is no longer required by state law to permit a

primary caregiver to possess and administer medical marijuana on school grounds, school buses, or at school-sponsored events.

Any student possession, use, distribution, sale or intoxication of marijuana inconsistent with this policy may be considered a violation of district policy concerning drug and alcohol involvement by students or other district policy and may subject the student to disciplinary consequences up to and including expulsion.

If the federal government indicates that the district's federal funds are jeopardized by this policy, the district declares that this policy shall be suspended immediately and that the administration of any form of medical marijuana to qualified students shall not be permitted on school grounds, upon a school bus or at a school-sponsored event. The district shall post notice of a policy suspension and prohibition in a conspicuous place on its website.

The parent or guardian shall provide a written statement that specifically describes the product and method of administration, and releases the district, its employees, agents, and assigns from any and all legal liability and financial responsibility to the eligible student and any third-party related to the possession and administration of medical marijuana to the eligible student on school property, school buses, or at school-sponsored events.

Adopted: February 8, 1984

Revised: June 25, 1986

Revised: April 12, 1995

Revised: April 23, 2008

Revised: June 24, 2015

Revised: March 8, 2017

Revised: August 8, 2018

Revised: October 10, 2018

LEGAL REFS.: C.R.S. 12-38-132 (delegation of nursing tasks)  
C.R.S. 12-38-132.3 (school nurses – over-the-counter medication)  
C.R.S. 22-1-119 (no liability for adverse drug reactions/side effects)  
[C.R.S. 22-1-119.1 \(board may adopt policy to acquire a stock supply of opiate antagonists\)](#)  
C.R.S. 22-1-119.3 (3)(c), (d) (no student possession or self-administration of medical marijuana, but school districts must permit the student's primary caregiver to administer medical marijuana to the student on school grounds, on a school bus or at a school-sponsored event)  
C.R.S. 22-1-119.5 (Colorado Schoolchildren's Asthma, Food Allergy, and Anaphylaxis Health Management Act)  
C.R.S. 22-2-135 (Colorado School Children's Food Allergy and Anaphylaxis Management Act)  
C.R.S. 24-10-101 *et seq.* (Colorado Governmental Immunity Act)  
1 CCR 301-68 (State Board of Education rules regarding student possession and administration of asthma, allergy and anaphylaxis management medications or other prescription medications)  
6 CCR 1010-6, Rule 6.13 (requirements for health services in schools)

CROSS REFS.: JICH, Drug and Alcohol Involvement by Students



JKD/JKE, Suspension/Expulsion of Students (and Other Disciplinary Interventions)  
JLCDA\*, Students with Food Allergies  
JLCE, First Aid and Emergency Medical Care